

Product Information 1/2019





- Residual current circuit-breakers
- RCCBs with overcurrent protection
- Circuit-Breakers
with residual current trip
- Modular residual current devices
- Residual current monitors
- Miniature circuit-breakers
- Load disconnectors,
installation relays, pulse relays
- Twilight-, float and pressure switches



Product Information 1/2019

Contents

Category	Contents	Page	
	» Your contact partners here at Doepke	6	
	» Comparison of AC-DC sensitive residual current circuit-breakers	8	
	» Informations concerning fire protection/HD series/Neutral on right	8	
	» Guidelines for the selection of residual current circuit-breakers	9	
Residual current circuit-breakers (RCCB)	» Typ A » Typ A HD » Typ A S » Typ A KV » Typ A EV » Typ A FT » Typ A V » Typ A W » Typ A Twin » Typ A KV Twin » Typ A S Twin » Typ A NA » Typ A ST/STR	■ sensitive to pulsating currents ■ sensitive to pulsating currents, heavy duty ■ sensitive to pulsating currents and selective ■ sensitive to puls. curr. and incr. surge curr. resistant ■ sensitive to puls. curr. w/DC triggering 6 mA for electromobility ■ sensitive to pulsating currents with remote-trip function ■ sensitive to puls. currents for mains of 200 V - 500 V ■ sensitive to pulsating currents for point heaters ■ sensitive to pulsating currents, Twin-Design ■ sensitive to puls. curr., Twin-design, incr. surge curr. resistant ■ sensitive to pulsating currents, Twin-design, selective ■ sensitive to puls. currents, emergency stop function ■ self test, reclosing	10 11 12 13 15 16 18 18 19 20 20 21 21
	» Typ AC » Typ AC S » Typ AC FT » Typ AC W	■ sensitive to pulsating currents ■ sensitive to pulsating currents, selective ■ sensitive to pulsating currents, with remote-trip function ■ sensitive to pulsating currents, for point heaters	23 25 26 26
	» Typ F » Typ F EV » Typ F EV HD » Typ F Audio	■ mixed frequency sensitive ■ mixed frequency, for electromobility ■ mixed frequency, for electromobility, heavy duty ■ mixed frequency, for audio systems	27 28 29 29
	» Typ B SK » Typ B SK MI » Typ B SK S » Typ B SK V » Typ B SK S V » Typ B SK NA	■ AC-DC sensitive ■ AC-DC sensitive for mobile installations ■ AC-DC sensitive, selective ■ AC-DC sensitive for mains of 200 V - 500 V ■ AC-DC sens. and selective for mains of 200 V - 500 V ■ AC-DC sens., emergency stop function	30 33 33 34 35 35
	» Typ B+ » Typ B+ MI	■ AC-DC sensitive ■ AC-DC sensitive, for mobile installations	36 37
	» Typ B NK » Typ B NK S » Typ B NK V	■ AC-DC sensitive ■ AC-DC sensitive, selektiv ■ AC-DC sensitive for mains of 200 V - 500 V	38 40 41
	» Accessories		68, 84, 87
Distributors	» mobile distributors		41
Moulded case circuit-breakers (MCCB)	» Typ A	■ sensitive to pulsating currents	42
RCCBs with overcurrent protection (RCBO)	» Typ A » Typ A KV	■ sensitive to pulsating currents ■ sensitive to pulsating currents, kurzzeitverzögert	44 45
	» Typ F	■ mixed frequency sensitive	46
	» Typ B SK » Typ B NK	■ AC-DC sensitive ■ AC-DC sensitive	47 49
Circuit-Breakers with residual current device (CBR)	» Typ A » Typ B SK » Typ B NK	■ sensitive to pulsating currents ■ AC-DC sensitive ■ AC-DC sensitive	52 52 53
	» Accessories		85

Category	Contents	Page
Modular residual current protective devices (MRCD)	» Typ A  sensitive to pulsating currents	54
Residual current monitors (RCM)	» Typ A  sensitive to pulsating currents	54
	» Typ B  AC-DC sensitive	54
Residual current transformers (DCT)	» Typ A  sensitive to pulsating currents	54
Miniature circuit-breakers (MCB)	» DLS 6 h  for commercial sector applications, 6 kA	55
	» DLS 6 hsl  for commercial sector applications, screwless, 6 kA	56
	» DLS 6 i  for industrial use, 10 kA	56
	» DMCB 2  for industrial facilities, up to 25 kA	67
	» ELS  compact design	68
	» Accessories	84
Automatic reclosing devices (ARD)	» DFA remote actuators	68
Wiring components	» RCCB/MCB busbars	69
	» RCCB/MCB busbars cut-to-length	70
	» Adapter rails	70
	» DIN interconnecting rails	70
	» Do busbars	70
	» Accessories	88
Master disconnectors	» Do master disconnecter Tytan	71
	» Do master disconnecter Coron 2	72
Switches and buttons	» Load disconnectors	73
	» Pulse relays (remote switches)	74
	» Group switches	74
	» Control buttons, control buttons with LED	75
Relays	» Pulse relays (remote switches)	75
	» Installation relays, Time relays, Stairway time switches	75
Time switches	» Electro-mechanical time switches	76
	» Electronic time switches	76
Contactors	» Installation contactors	77
Monitoring devices	» Undervoltage measuring relays	79
	» Load shedding relays	79
	» Mains field relays	79
Physical control units	» Twilight switches	79
	» Pressure switches	80
	» Float switches	80
Indicating, signalling and measuring devices	» Residual current analysis systems	81
	» Indicator lamps	81
Others	» Flush-mounted sockets	81
Building management technology	» Cross-system components	82
Accessories	» Accessories of all products listed above	83
Appendix	» General conditions	92
	» Index of article numbers	97
	» Index of products	102

Your contact partners here at Doepke

Management

Andreas Müller

Managing Director/Share Holder



@ – andreas.mueller@doepke.de
 T – +49 (0) 49 31 18 06-800
 F – +49 (0) 49 31 18 06-101
 M – +49 (0) 176 1 22 55 88 4

Secretary/Head Office

Anne Hänfler

Head Office



@ – anne.haenfler@doepke.de
 T – +49 (0) 49 31 18 06-153
 F – +49 (0) 49 31 18 06-155

Tanja Heidemann

Head Office



@ – tanja.heidemann@doepke.de
 T – +49 (0) 49 31 18 06-152
 F – +49 (0) 49 31 18 06-155

Sales

Nicole Sikhen

Head of Domestic Sales



@ – nicole.sikhen@doepke.de
 T – +49 (0) 49 31 18 06-850
 F – +49 (0) 49 31 18 06-101
 M – +49 (0) 176 1 22 55 89 0

Birgit Esen

Assistant of Sales Management



@ – birgit.esen@doepke.de
 T – +49 (0) 49 31 18 06-812
 F – +49 (0) 49 31 18 06-101

Edgar Eichmann

Head of Export Sales



@ – edgar.eichmann@doepke.de
 T – +49 (0) 49 31 18 06-840
 F – +49 (0) 49 31 18 06-101
 M – +49 (0) 176 1 22 55 88 7

Gerhard Janssen

Regional Export Manager



@ – gerhard.janssen@doepke.de
 T – +49 (0) 49 31 18 06-813
 F – +49 (0) 49 31 18 06-101
 M – +49 (0) 151 40 21 38 50

Sarah Wolthoff

Sales Department



@ – sarah.wolthoff@doepke.de
 T – +49 (0) 49 31 18 06-815
 F – +49 (0) 49 31 18 06-101

Lisa Jonas

Sales Department



@ – lisa.jonas@doepke.de
 T – +49 (0) 49 31 18 06-817
 F – +49 (0) 49 31 18 06-101

Denise Janssen

Sales Department



@ – denise.janssen@doepke.de
 T – +49 (0) 49 31 18 06-807
 F – +49 (0) 49 31 18 06-101

Elke Blonn

Sales Department



@ – elke.blonn@doepke.de
 T – +49 (0) 49 31 18 06-814
 F – +49 (0) 49 31 18 06-101

Stefan Davids

Head of Sales Promotion



@ – stefan.davids@doepke.de
 T – +49 (0) 49 31 18 06-825
 F – +49 (0) 49 31 18 06-101
 M – +49 (0) 176 1 22 55 88 6

Sales Promotion

Stefan Ahrling

Sales Promotion West



@ – stefan.ahrling@doepke.de
 T – +49 (0) 26 84 9 57 89 35
 M – +49 (0) 176 1 22 55 88 9

Hans-Wolfgang Sorg

Sales Promotion South/
Switzerland



@ – hans-wolfgang.sorg@doepke.de
 T – +49 (0) 98 27 9 27 48 54
 F – +49 (0) 98 27 9 27 45 31
 M – +49 (0) 176 12 25 58 81

Holger Meier

Sales Promotion East



@ – holger.meier@doepke.de
 T – +49 (0) 3 72 98 17 31 23
 M – +49 (0) 151 40 21 38 41

Florian Schmitt

Sales Promotion South-West



@ – florian.schmitt@doepke.de
 F – +49 (0) 49 31 18 06-101
 M – +49 (0) 151 40 21 38 51

Ralf Bruns

Sales Promotion Northeast



@ – ralf.bruns@doepke.de
 M – +49 (0) 176 1 22 55 88 5

Mario Sembritzki

Sales Promotion Northwest



@ – mario.sembritzki@doepke.de
 M – +49 (0) 1 51 40 21 38 53

Accounts Department

Birgit Dehde

Head of Accounts Department



@ – birgit.dehde@doepke.de
 T – +49 (0) 49 31 18 06-122
 F – +49 (0) 49 31 18 06-123

Tanja Rabenstein

Accounts Department



@ – tanja.rabenstein@doepke.de
 T – +49 (0) 49 31 18 06-124
 F – +49 (0) 49 31 18 06-129

Central Switchboard:

+49 4931 1806-0 or

info@doepke.de



Product Management

Melanie Brandes

Team Leader Product Management

@ – melanie.brandes@doepke.de
T – +49 (0) 49 31 18 06-826
F – +49 (0) 49 31 18 06-808



Holger Freese

Product Management

@ – holger.freese@doepke.de
T – +49 (0) 49 31 18 06-819
F – +49 (0) 49 31 18 06-808



Heino Thoben-Mescher

Product Management

@ – heino.thoben-mescher@doepke.de
T – +49 (0) 49 31 18 06-823
F – +49 (0) 49 31 18 06-808



Kerstin Debelts

Product Management Service

@ – kerstin.debelts@doepke.de
T – +49 (0) 49 31 18 06-836
F – +49 (0) 49 31 18 06-808



Marcus Häbel

Technical Support
Product Management

@ – marcus.haebel@doepke.de
T – +49 (0) 49 31 18 06-821
F – +49 (0) 49 31 18 06-808



Jochen Janßen

Head of Digitisation

@ – jochen.janssen@doepke.de
T – +49 (0) 49 31 18 06-820
F – +49 (0) 49 31 18 06-808
M – +49 (0) 176 1 22 55 88 2



Johann Meints

Head of Marketing

@ – johann.meints@doepke.de
T – +49 (0) 49 31 18 06-830
F – +49 (0) 49 31 18 06-809
M – +49 (0) 176 1 22 55 88 3



Tanja Schüler

Marketing Service

@ – tanja.schueler@doepke.de
T – +49 (0) 49 31 18 06-828
F – +49 (0) 49 31 18 06-809



Elke Bents-de Groot

Marketing Service

@ – elke.bents@doepke.de
T – +49 (0) 49 31 18 06-829
F – +49 (0) 49 31 18 06-809



Catrin Frieden

Marketing Service

@ – catrin.frieden@doepke.de
T – +49 (0) 49 31 18 06-831
F – +49 (0) 49 31 18 06-809



Sylvia Barkhoff

Media Designer

@ – sylvia.barkhoff@doepke.de
T – +49 (0) 49 31 18 06-824
F – +49 (0) 49 31 18 06-809



Colin Baß

Media Designer

@ – colin.bass@doepke.de
T – +49 (0) 49 31 18 06-833
F – +49 (0) 49 31 18 06-809



Katharina Silo

Marketing communication

@ – katharina.silo@doepke.de
T – +49 (0) 49 31 18 06-822
F – +49 (0) 49 31 18 06-809



Gerd Ewen

Head of Business Administration

@ – gerd.ewen@doepke.de
T – +49 (0) 49 31 18 06-125
F – +49 (0) 49 31 18 06-126



Michael de Buhr

Head of Purchasing

@ – michael.de.buhr@doepke.de
T – +49 (0) 49 31 18 06-271
M – +49 (0) 151 40 21 38 45
F – +49 (0) 49 31 18 06-202



Anne Harms

Stock Accounting

@ – anne.harms@doepke.de
T – +49 (0) 49 31 18 06-242
F – +49 (0) 49 31 18 06-202



Jutta Bork

Shipping Department

@ – jutta.bork@doepke.de
T – +49 (0) 49 31 18 06-241
F – +49 (0) 49 31 18 06-202



Insa Quaschny

Shipping Department

@ – insa.quaschny@doepke.de
T – +49 (0) 49 31 18 06-245
F – +49 (0) 49 31 18 06-202



Quality Management

Siegbert Caspers

Head of Quality Management

@ – siegbert.caspers@doepke.de
T – +49 (0) 49 31 18 06-680
F – +49 (0) 49 31 18 06-202



Andreas Ippen

Quality Management

@ – andreas.ippen@doepke.de
T – +49 (0) 49 31 18 06-682
F – +49 (0) 49 31 18 06-202



Hotline Product Services:

+49 4931 1806-888 or
support@doepke.de



Comparison of AC-DC sensitive residual current circuit-breakers

Many standards, regulations and directives demand the provision of a Type B AC-DC sensitive residual current circuit-breaker (RCCB). Wherever three-phase electronic equipment is connected to mains without electrical isolation, AC-DC sensitive residual current circuit-breakers must be employed. There are, however, also cases in the 230 V mains net where they are applicable, e. g. photovoltaic (solar energy) installations with inverters lacking a transformer.

Pumping stations, air conditioning and ventilation facilities, escalators, welding equipment, medical/technical equipment, UPS and photovoltaic installations, agricultural and work premises with potential fire hazard, lecture rooms with experimentation facilities, exhibitors' mobile shops. These are a few examples where – because mainly pulsed equipment is employed for the power control in such installations (e. g. frequency converters) – the use of residual current circuit-breakers is imperative. To select the correct RCCB for each individual application, we offer you three different tripping characteristics within the area of AC-DC sensitive RCCBs.

SK

Model range SK

In many electrical installations, such as e. g. in construction site power distributors, fire protection plays a secondary role. Here it is often the case that only fault protection and high availability of plant are demanded. Due to the lower response sensitivity at higher frequencies, there are few equipment-related unwanted tripping incidents. The devices in the SK model range conform to the Standard E DIN VDE 0664-100.

Protection for installations for which fire protection is not mandatory.

Informations concerning fire protection

In contrast to the Standard E DIN VDE 0664-100, in which tripping thresholds for residual currents up to max. 2 kHz are defined, the Standard VDE 0664-400 specifies an upper limit of 420 mA for the tripping thresholds of residual currents up to max. 20 kHz.

With this the Standard also satisfies the requirements of insurers (see also VdS 3501) in order to comply in most cases with a defined fire protection in respect of installations with electronic equipment such as e. g. frequency converters. RCCBs suitable for this purpose are with rated residual operating currents up to and including 300 mA.

Increasingly, electronic equipment is being employed which, in the event of a fault, could also generate residual currents with frequencies above 20 kHz, which latter are not taken into consideration in the new standard.

Standards and directives for employing Type B residual current circuit-breakers

VDE 0100-530: Erection of low voltage installations: selection and installation of electrical equipment, switch and control devices

VDE 0100-420: Low voltage electrical installations: protection for safety - protection against thermal effects

VDE 0100-704: Requirements for work premises, rooms and special types of installations – construction sites

VDE 0100-712: Requirements for work premises, rooms and special types of installations; solar energy, photovoltaic power supply systems (new)

VDE 0100-723: Requirements for work premises, rooms and special types of installations: lecture rooms with experimentation facilities

DGUV-Information 203-006 (BGI 608):

Selection and operation of electrical installations and equipment on construction sites

VdS 3501: Isolation protection in electrical installations with electronic equipment – RCD and frequency converters

VdS 3145: Photovoltaic installations – Technical Guidelines

B+

Model range B+

The B+ model range is based on the new VDE 0664-400 Standard. Compared to residual current circuit-breakers of the SK model range, these devices will trip when residual currents up to max. 20 kHz occur within an upper response limit of 420 mA. Thus, they offer a fire protection up to 20 kHz.

Fire protection for installations up to max. 20 kHz.

In addition, the harmonics of switching frequencies < 20 kHz are not completely covered. Yet in the meantime switching frequencies up to 50 kHz are being reached. If residual currents > 20 kHz are technically possible then, according to the VdS regulations, residual current circuit-breakers that also cover these higher frequencies have to be used – such as the devices in the NK range:

Our AC-DC sensitive residual current circuit-breakers in the NK model range, which have been in production since 2004, meet and substantially exceed the requirements of the DIN VDE 0664-400 for Type B+ RCCBs.

For example, the devices of the DFS 4 B NK range detect residual currents up to 150 kHz at an upper tripping limit of max. 300 mA across the whole tripping frequency range and thus fulfil the „classic fire protection“ role and even provide protection far above and beyond this.

NK

Model range NK

The NK model range guarantees classic fire protection from 300 mA at frequencies up to 100 kHz and thereby substantially exceeds the requirements of the new Standard for Type B+ residual current circuit-breakers (RCCBs). It is thus the optimum protection for installations with residual currents at high frequencies. It is thus the optimum protection for installations with residual currents at high frequencies. These devices comply with DIN VDE 0664-400, E DIN VDE 0664-100 and IEC 62423 Ed. 2.

The most reliable fire protection with high frequencies. Ideal for work premises subject to fire hazard.

HD series

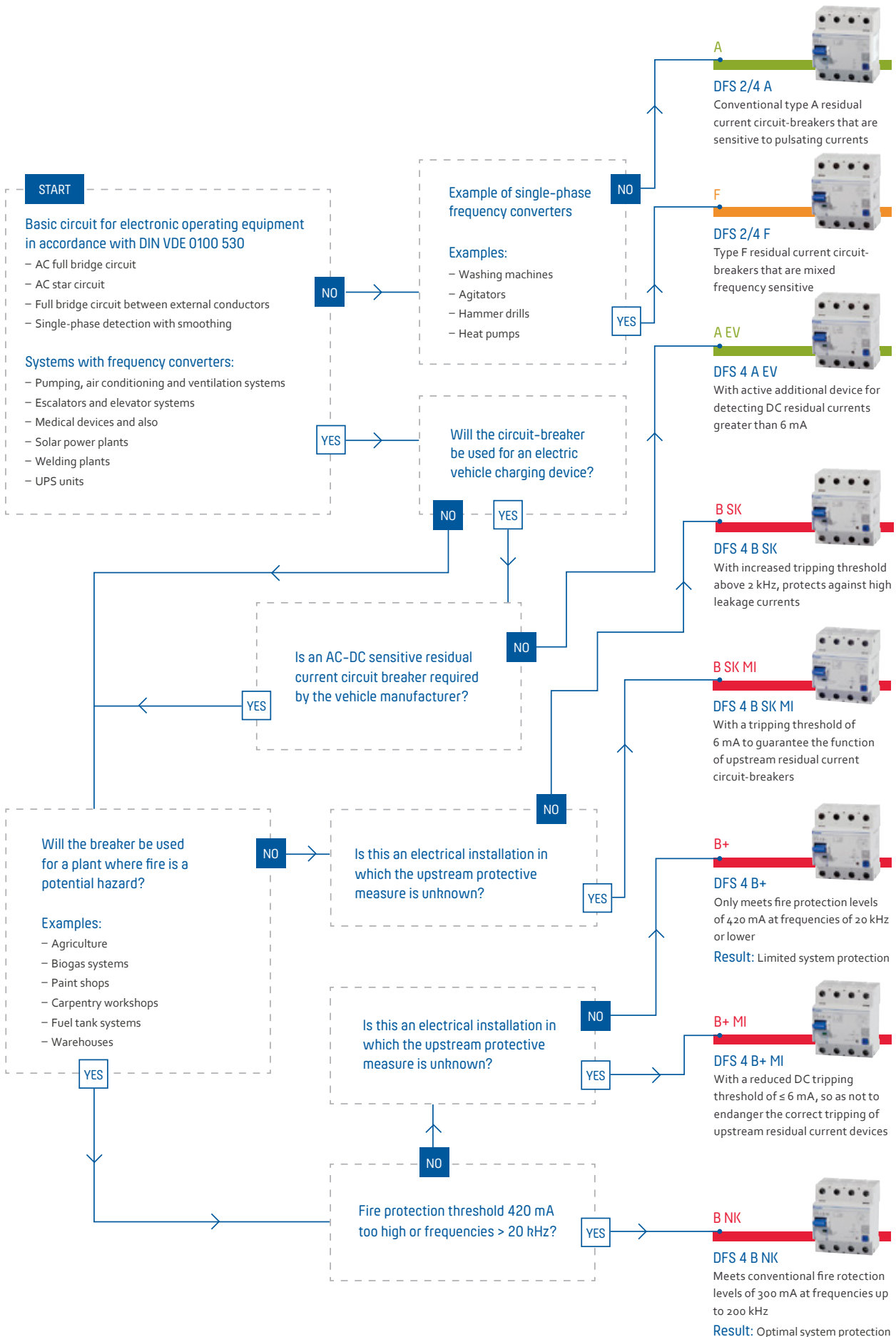
All DFS devices are available as HD (Heavy Duty) version. Thanks to their design these circuit-breakers are already specially protected against corrosion. HD devices are extremely resistant to temperature fluctuations and other adverse environmental conditions like noxious gases.

Neutral on right

In addition to the HD variant, all devices of the DFS 4 series are available with neutral terminal on the right. This matches the devices of Type A and F from 16 A to 125 A and devices of Type B/B+ from 16 A to 80 A.

Ordering: For HD devices, add the suffix „HD“ to the usual ordering number. For neutral on right, add the suffix „R“.

Guidelines for the selection of RCCBs in relation to fire protection criteria



Hints:

The rated residual current has not been included in this diagram – it must be selected in accordance with the intended type of protection. Almost all devices are also available for harsh environments in HD design and with the neutral conductor connection positioned on the right.

Residual current circuit-breakers (RCCB)

mod. pack. Article No. EAN
widths units (4014712...)

Type A



Residual current circuit-breakers DFS 2 A, 2-pole

pulsating AC/DC-sensitive type A



16 A

DFS 2 016-2/0,01-A	I Δ n = 0.01 A	2	1/40	09 112 601	069237
DFS 2 016-2/0,03-A	I Δ n = 0.03 A	2	1/40	09 114 601	069244
DFS 2 016-2/0,10-A	I Δ n = 0.10 A	2	1/40	09 115 601	069251
DFS 2 016-2/0,30-A	I Δ n = 0.30 A	2	1/40	09 116 601	069268
DFS 2 016-2/0,50-A	I Δ n = 0.50 A	2	1/40	09 117 601	069275

25 A

DFS 2 025-2/0,01-A	I Δ n = 0.01 A	2	1/40	09 122 601	069282
DFS 2 025-2/0,03-A	I Δ n = 0.03 A	2	1/40	09 124 601	069299
DFS 2 025-2/0,10-A	I Δ n = 0.10 A	2	1/40	09 125 601	069305
DFS 2 025-2/0,30-A	I Δ n = 0.30 A	2	1/40	09 126 601	069312
DFS 2 025-2/0,50-A	I Δ n = 0.50 A	2	1/40	09 127 601	069329

40 A

DFS 2 040-2/0,01-A	I Δ n = 0.01 A	2	1/40	09 132 601	069336
DFS 2 040-2/0,03-A	I Δ n = 0.03 A	2	1/40	09 134 601	069343
DFS 2 040-2/0,10-A	I Δ n = 0.10 A	2	1/40	09 135 601	069350
DFS 2 040-2/0,30-A	I Δ n = 0.30 A	2	1/40	09 136 601	069367
DFS 2 040-2/0,50-A	I Δ n = 0.50 A	2	1/40	09 137 601	069374

63 A

DFS 2 063-2/0,03-A	I Δ n = 0.03 A	2	1/40	09 144 601	069381
DFS 2 063-2/0,10-A	I Δ n = 0.10 A	2	1/40	09 145 601	069398
DFS 2 063-2/0,30-A	I Δ n = 0.30 A	2	1/40	09 146 601	069404
DFS 2 063-2/0,50-A	I Δ n = 0.50 A	2	1/40	09 147 601	069411

80 A

DFS 2 080-2/0,03-A	I Δ n = 0.03 A	2	1/40	09 154 601	069428
DFS 2 080-2/0,10-A	I Δ n = 0.10 A	2	1/40	09 155 601	069435
DFS 2 080-2/0,30-A	I Δ n = 0.30 A	2	1/40	09 156 601	069442
DFS 2 080-2/0,50-A	I Δ n = 0.50 A	2	1/40	09 157 601	069459

100 A

DFS 2 100-2/0,03-A	I Δ n = 0.03 A	2	1/40	09 164 601	069466
DFS 2 100-2/0,10-A	I Δ n = 0.10 A	2	1/40	09 165 601	069473
DFS 2 100-2/0,30-A	I Δ n = 0.30 A	2	1/40	09 166 601	069480
DFS 2 100-2/0,50-A	I Δ n = 0.50 A	2	1/40	09 167 601	069497

125 A

DFS 2 125-2/0,03-A	I Δ n = 0.03 A	2	1/40	09 174 601	086746
DFS 2 125-2/0,10-A	I Δ n = 0.10 A	2	1/40	09 175 601	086784
DFS 2 125-2/0,30-A	I Δ n = 0.30 A	2	1/40	09 176 601	086821
DFS 2 125-2/0,50-A	I Δ n = 0.50 A	2	1/40	09 177 601	086869

All devices are also available in HD design (see info pages).

Accessories: Auxiliary Switches DHi, Restart locking facilities WES, Clamp covers KA, Software BS DLS/DFS, Information stickers HAS, Automatic reclosing devices DFA

Residual current circuit-breakers (RCCB)

mod. pack. Article No. EAN
widths units (4014712...)



Type A



Residual current circuit-breakers DFS 4 A, 4-pole

pulsating AC/DC-sensitive type A

16 A							
DFS 4 016-4/0,01-A	I Δ n = 0.01 A	4	1/20	09 112 901	089921		
DFS 4 016-4/0,03-A	I Δ n = 0.03 A	4	1/20	09 114 901	089945		
25 A							
DFS 4 025-4/0,01-A	I Δ n = 0.01 A	4	1/20	09 122 901	089969		
DFS 4 025-4/0,03-A	I Δ n = 0.03 A	4	1/20	09 124 901	089983		
DFS 4 025-4/0,10-A	I Δ n = 0.10 A	4	1/20	09 125 901	090002		
DFS 4 025-4/0,30-A	I Δ n = 0.30 A	4	1/20	09 126 901	199415		
DFS 4 025-4/0,50-A	I Δ n = 0.50 A	4	1/20	09 127 901	090040		
40 A							
DFS 4 040-4/0,03-A	I Δ n = 0.03 A	4	1/20	09 134 901	090064		
DFS 4 040-4/0,10-A	I Δ n = 0.10 A	4	1/20	09 135 901	090101		
DFS 4 040-4/0,30-A	I Δ n = 0.30 A	4	1/20	09 136 901	091221		
DFS 4 040-4/0,50-A	I Δ n = 0.50 A	4	1/20	09 137 901	090125		
63 A							
DFS 4 063-4/0,03-A	I Δ n = 0.03 A	4	1/20	09 144 901	090149		
DFS 4 063-4/0,10-A	I Δ n = 0.10 A	4	1/20	09 145 901	090163		
DFS 4 063-4/0,30-A	I Δ n = 0.30 A	4	1/20	09 146 901	090187		
DFS 4 063-4/0,50-A	I Δ n = 0.50 A	4	1/20	09 147 901	090200		
80 A							
DFS 4 080-4/0,03-A	I Δ n = 0.03 A	4	1/20	09 154 901	091238		
DFS 4 080-4/0,10-A	I Δ n = 0.10 A	4	1/20	09 155 901	090262		
DFS 4 080-4/0,30-A	I Δ n = 0.30 A	4	1/20	09 156 901	090248		
DFS 4 080-4/0,50-A	I Δ n = 0.50 A	4	1/20	09 157 901	090286		
100 A							
DFS 4 100-4/0,03-A	I Δ n = 0.03 A	4	1/20	09 164 901	090309		
DFS 4 100-4/0,10-A	I Δ n = 0.10 A	4	1/20	09 165 901	090323		
DFS 4 100-4/0,30-A	I Δ n = 0.30 A	4	1/20	09 166 901	090347		
DFS 4 100-4/0,50-A	I Δ n = 0.50 A	4	1/20	09 167 901	090361		
125 A							
DFS 4 125-4/0,03-A	I Δ n = 0.03 A	4	1/20	09 174 901	090385		
DFS 4 125-4/0,10-A	I Δ n = 0.10 A	4	1/20	09 175 901	090408		
DFS 4 125-4/0,30-A	I Δ n = 0.30 A	4	1/20	09 176 901	090422		
DFS 4 125-4/0,50-A	I Δ n = 0.50 A	4	1/20	09 177 901	090446		

All devices are also available in HD design and with right-hand neutral conductor (see info pages).

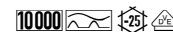
Accessories: Auxiliary Switches DHi, Restart locking facilities WES, Clamp covers KA, Software BS DLS/DFS, Information stickers HAS, Automatic reclosing devices DFA

Type A



Residual current circuit-breakers DFS 4 A HD, 4-pole

pulsating AC/DC-sensitive type A, for harsh environments



125 A							
DFS 4 125-4/0,10-A HD	I Δ n = 0.10 A	NEW	4	1/20	09 175 901HD	245587	
DFS 4 125-4/0,30-A HD	I Δ n = 0.30 A	NEW	4	1/20	09 176 901HD	245600	

All devices also available with right-hand neutral (see info pages).

Accessories: Auxiliary Switches DHi, Restart locking facilities WES, Clamp covers KA, Software BS DLS/DFS, Information stickers HAS, Automatic reclosing devices DFA

Residual current circuit-breakers (RCCB)


mod. pack. Article No. EAN
widths units (4014712...)

Type A



Residual current circuit-breakers DFS 2 A S, 2-pole

pulsating AC/DC-sensitive type A, selective



40 A					
DFS 2 040-2/0,10-A S	I Δ n = 0.10 A	2	1/40	09 135 605	131057
DFS 2 040-2/0,30-A S	I Δ n = 0.30 A	2	1/40	09 136 605	131071
DFS 2 040-2/0,50-A S	I Δ n = 0.50 A	2	1/40	09 137 605	131095
63 A					
DFS 2 063-2/0,10-A S	I Δ n = 0.10 A	2	1/40	09 145 605	116306
DFS 2 063-2/0,30-A S	I Δ n = 0.30 A	2	1/40	09 146 605	116269
DFS 2 063-2/0,50-A S	I Δ n = 0.50 A	2	1/40	09 147 605	116283
80 A					
DFS 2 080-2/0,10-A S	I Δ n = 0.10 A	2	1/40	09 155 605	131170
DFS 2 080-2/0,30-A S	I Δ n = 0.30 A	2	1/40	09 156 605	131194
DFS 2 080-2/0,50-A S	I Δ n = 0.50 A	2	1/40	09 157 605	131217
100 A					
DFS 2 100-2/0,10-A S	I Δ n = 0.10 A	2	1/40	09 165 605	131231
DFS 2 100-2/0,30-A S	I Δ n = 0.30 A	2	1/40	09 166 605	135048
DFS 2 100-2/0,50-A S	I Δ n = 0.50 A	2	1/40	09 167 605	131279
125 A					
DFS 2 125-2/0,10-A S	I Δ n = 0.10 A	2	1/40	09 175 605	131293
DFS 2 125-2/0,30-A S	I Δ n = 0.30 A	2	1/40	09 176 605	132771
DFS 2 125-2/0,50-A S	I Δ n = 0.50 A	2	1/40	09 177 605	131330

All devices are also available in HD design (see info pages).


Accessories: Auxiliary Switches DHi, Restart locking facilities WES, Clamp covers KA, Software BS DLS/DFS, Information stickers HAS, Automatic reclosing devices DFA

Type A



Residual current circuit-breakers DFS 4 A S, 4-pole

pulsating AC/DC-sensitive type A, selective



40 A					
DFS 4 040-4/0,10-A S	I Δ n = 0.10 A	4	1/20	09 135 905	131651
DFS 4 040-4/0,30-A S	I Δ n = 0.30 A	4	1/20	09 136 905	091184
DFS 4 040-4/0,50-A S	I Δ n = 0.50 A	4	1/20	09 137 905	091207
DFS 4 040-4/1,00-A S	I Δ n = 1.00 A	4	1/20	09 138 905	157675
63 A					
DFS 4 063-4/0,10-A S	I Δ n = 0.10 A	4	1/20	09 145 905	131675
DFS 4 063-4/0,30-A S	I Δ n = 0.30 A	4	1/20	09 146 905	091269
DFS 4 063-4/0,50-A S	I Δ n = 0.50 A	4	1/20	09 147 905	091283
DFS 4 063-4/1,00-A S	I Δ n = 1.00 A	4	1/20	09 148 905	157699
80 A					
DFS 4 080-4/0,10-A S	I Δ n = 0.10 A	4	1/20	09 155 905	131699
DFS 4 080-4/0,30-A S	I Δ n = 0.30 A	4	1/20	09 156 905	091344
DFS 4 080-4/0,50-A S	I Δ n = 0.50 A	4	1/20	09 157 905	091368
DFS 4 080-4/1,00-A S	I Δ n = 1.00 A	4	1/20	09 158 905	091009
100 A					
DFS 4 100-4/0,10-A S	I Δ n = 0.10 A	4	1/20	09 165 905	131712
DFS 4 100-4/0,30-A S	I Δ n = 0.30 A	4	1/20	09 166 905	091429
DFS 4 100-4/0,50-A S	I Δ n = 0.50 A	4	1/20	09 167 905	091443
DFS 4 100-4/1,00-A S	I Δ n = 1.00 A	4	1/20	09 168 905	091405
125 A					
DFS 4 125-4/0,10-A S	I Δ n = 0.10 A	4	1/20	09 175 905	131736
DFS 4 125-4/0,30-A S	I Δ n = 0.30 A	4	1/20	09 176 905	091504
DFS 4 125-4/0,50-A S	I Δ n = 0.50 A	4	1/20	09 177 905	091528
DFS 4 125-4/1,00-A S	I Δ n = 1.00 A	4	1/20	09 178 905	091467

All devices are also available in HD design and with right-hand neutral conductor (see info pages).

Accessories: Auxiliary Switches DHi, Restart locking facilities WES, Clamp covers KA, Software BS DLS/DFS, Information stickers HAS, Automatic reclosing devices DFA

Residual current circuit-breakers (RCCB)

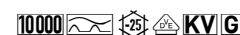
mod. pack. Article No. EAN
widths units (4014712...)

Type A



Residual current circuit-breakers DFS 2 A KV, 2-pole

pulsating AC/DC-sensitive type A, short-time delayed, lightning resistant



16 A			
DFS 2 016-2/0,03-A KV	I Δ n = 0.03 A	2 1/40	09 114 609 109568
DFS 2 016-2/0,10-A KV	I Δ n = 0.10 A	2 1/40	09 115 609 122659
DFS 2 016-2/0,30-A KV	I Δ n = 0.30 A	2 1/40	09 116 609 109582
DFS 2 016-2/0,50-A KV	I Δ n = 0.50 A	2 1/40	09 117 609 122673
25 A			
DFS 2 025-2/0,03-A KV	I Δ n = 0.03 A	2 1/40	09 124 609 107670
DFS 2 025-2/0,10-A KV	I Δ n = 0.10 A	2 1/40	09 125 609 118980
DFS 2 025-2/0,30-A KV	I Δ n = 0.30 A	2 1/40	09 126 609 109612
DFS 2 025-2/0,50-A KV	I Δ n = 0.50 A	2 1/40	09 127 609 122697
40 A			
DFS 2 040-2/0,03-A KV	I Δ n = 0.03 A	2 1/40	09 134 609 109636
DFS 2 040-2/0,10-A KV	I Δ n = 0.10 A	2 1/40	09 135 609 122710
DFS 2 040-2/0,30-A KV	I Δ n = 0.30 A	2 1/40	09 136 609 109650
DFS 2 040-2/0,50-A KV	I Δ n = 0.50 A	2 1/40	09 137 609 122734
63 A			
DFS 2 063-2/0,03-A KV	I Δ n = 0.03 A	2 1/40	09 144 609 109674
DFS 2 063-2/0,10-A KV	I Δ n = 0.10 A	2 1/40	09 145 609 122758
DFS 2 063-2/0,30-A KV	I Δ n = 0.30 A	2 1/40	09 146 609 109698
DFS 2 063-2/0,50-A KV	I Δ n = 0.50 A	2 1/40	09 147 609 122772
80 A			
DFS 2 080-2/0,03-A KV	I Δ n = 0.03 A	2 1/40	09 154 609 109711
DFS 2 080-2/0,10-A KV	I Δ n = 0.10 A	2 1/40	09 155 609 122796
DFS 2 080-2/0,30-A KV	I Δ n = 0.30 A	2 1/40	09 156 609 109735
DFS 2 080-2/0,50-A KV	I Δ n = 0.50 A	2 1/40	09 157 609 122819
100 A			
DFS 2 100-2/0,03-A KV	I Δ n = 0.03 A	2 1/40	09 164 609 109759
DFS 2 100-2/0,10-A KV	I Δ n = 0.10 A	2 1/40	09 165 609 122833
DFS 2 100-2/0,30-A KV	I Δ n = 0.30 A	2 1/40	09 166 609 109773
DFS 2 100-2/0,50-A KV	I Δ n = 0.50 A	2 1/40	09 167 609 122857
125 A			
DFS 2 125-2/0,03-A KV	I Δ n = 0.03 A	2 1/40	09 174 609 109797
DFS 2 125-2/0,10-A KV	I Δ n = 0.10 A	2 1/40	09 175 609 122871
DFS 2 125-2/0,30-A KV	I Δ n = 0.30 A	2 1/40	09 176 609 109810
DFS 2 125-2/0,50-A KV	I Δ n = 0.50 A	2 1/40	09 177 609 122895

increased surge current strength up to 3 kA, non-response lag time 10 ms. All devices are also available in HD design (see info pages).

Accessories: Auxiliary Switches DHi, Restart locking facilities WES, Clamp covers KA, Software BS DLS/DFS, Information stickers HAS, Automatic reclosing devices DFA

Residual current circuit-breakers (RCCB)

mod. pack. Article No. EAN
widths units (4014712...)

Type A



Residual current circuit-breakers DFS 4 A KV, 4-pole

pulsating AC/DC-sensitive type A, short-time delayed, lightning resistant



16 A

DFS 4 016-4/0,03-A KV	I Δ n = 0.03 A	4	1/20	09 114 909	100619
DFS 4 016-4/0,10-A KV	I Δ n = 0.10 A	4	1/20	09 115 909	122536
DFS 4 016-4/0,30-A KV	I Δ n = 0.30 A	4	1/20	09 116 909	122550
DFS 4 016-4/0,50-A KV	I Δ n = 0.50 A	4	1/20	09 117 909	122574

25 A

DFS 4 025-4/0,03-A KV	I Δ n = 0.03 A	4	1/20	09 124 909	100657
DFS 4 025-4/0,10-A KV	I Δ n = 0.10 A	4	1/20	09 125 909	100671
DFS 4 025-4/0,30-A KV	I Δ n = 0.30 A	4	1/20	09 126 909	100695
DFS 4 025-4/0,50-A KV	I Δ n = 0.50 A	4	1/20	09 127 909	100718

40 A

DFS 4 040-4/0,03-A KV	I Δ n = 0.03 A	4	1/20	09 134 909	100732
DFS 4 040-4/0,10-A KV	I Δ n = 0.10 A	4	1/20	09 135 909	100756
DFS 4 040-4/0,30-A KV	I Δ n = 0.30 A	4	1/20	09 136 909	100770
DFS 4 040-4/0,50-A KV	I Δ n = 0.50 A	4	1/20	09 137 909	100794

63 A

DFS 4 063-4/0,03-A KV	I Δ n = 0.03 A	4	1/20	09 144 909	100817
DFS 4 063-4/0,10-A KV	I Δ n = 0.10 A	4	1/20	09 145 909	100831
DFS 4 063-4/0,30-A KV	I Δ n = 0.30 A	4	1/20	09 146 909	100855
DFS 4 063-4/0,50-A KV	I Δ n = 0.50 A	4	1/20	09 147 909	100879

80 A

DFS 4 080-4/0,03-A KV	I Δ n = 0.03 A	4	1/20	09 154 909	100893
DFS 4 080-4/0,10-A KV	I Δ n = 0.10 A	4	1/20	09 155 909	100916
DFS 4 080-4/0,30-A KV	I Δ n = 0.30 A	4	1/20	09 156 909	100930
DFS 4 080-4/0,50-A KV	I Δ n = 0.50 A	4	1/20	09 157 909	100954

100 A

DFS 4 100-4/0,03-A KV	I Δ n = 0.03 A	4	1/20	09 164 909	100978
DFS 4 100-4/0,10-A KV	I Δ n = 0.10 A	4	1/20	09 165 909	100992
DFS 4 100-4/0,30-A KV	I Δ n = 0.30 A	4	1/20	09 166 909	101012
DFS 4 100-4/0,50-A KV	I Δ n = 0.50 A	4	1/20	09 167 909	101036

125 A

DFS 4 125-4/0,03-A KV	I Δ n = 0.03 A	4	1/20	09 174 909	101050
DFS 4 125-4/0,10-A KV	I Δ n = 0.10 A	4	1/20	09 175 909	101074
DFS 4 125-4/0,30-A KV	I Δ n = 0.30 A	4	1/20	09 176 909	101098
DFS 4 125-4/0,50-A KV	I Δ n = 0.50 A	4	1/20	09 177 909	101111

Increased surge current strength up to 3 kA, non-response lag time 10 ms. All devices are also available in HD design and with right-hand neutral conductor (see info pages).

Accessories: Auxiliary Switches DHi, Restart locking facilities WES, Clamp covers KA, Software BS DLS/DFS, Information stickers HAS, Automatic reclosing devices DFA

Residual current circuit-breakers (RCCB)

mod. pack. Article No. EAN
widths units (4014712...)

Type A



Residual current circuit-breakers DFS 4 A EV, 2-pole

pulsating AC/DC-sensitive type A, with DC tripping threshold 6 mA, for electromobility



25 A

DFS 4 025-2/0,03-A EV	$I_{\Delta n} = 0.03 \text{ A}$	4	1/20	09 124 018	215979
-----------------------	---------------------------------	---	------	------------	--------

40 A

DFS 4 040-2/0,03-A EV	$I_{\Delta n} = 0.03 \text{ A}$	4	1/20	09 134 018	220096
-----------------------	---------------------------------	---	------	------------	--------

All devices are also available in HD design (see info pages).

Accessories: Auxiliary Switches DHi, Restart locking facilities WES, Clamp covers KA, Software BS DLS/DFS, Information stickers HAS, Automatic reclosing devices DFA

Type A



Residual current circuit-breakers DFS 4 A EV, 4-pole

pulsating AC/DC-sensitive type A, with DC tripping threshold 6 mA, for electromobility



40 A

DFS 4 040-4/0,03-A EV	$I_{\Delta n} = 0.03 \text{ A}$	4	1/20	09 134 818	215955
-----------------------	---------------------------------	---	------	------------	--------

63 A

DFS 4 063-4/0,03-A EV	$I_{\Delta n} = 0.03 \text{ A}$	4	1/20	09 144 818	220119
-----------------------	---------------------------------	---	------	------------	--------

80 A

DFS 4 080-4/0,03-A EV	$I_{\Delta n} = 0.03 \text{ A}$	4	1/20	09 154 818	240803
-----------------------	---------------------------------	---	------	------------	--------

All devices are also available in HD design and with right-hand neutral conductor (see info pages).

Accessories: Auxiliary Switches DHi, Restart locking facilities WES, Clamp covers KA, Software BS DLS/DFS, Information stickers HAS, Automatic reclosing devices DFA

Residual current circuit-breakers (RCCB)

mod. pack. Article No. EAN
widths units (4014712...)

Type A



Residual current circuit-breakers DFS 2 A FT, 2-pole

pulsating AC/DC-sensitive type A, with remote-tripping function



16 A

DFS 2 016-2/0,01-A FT	I Δ n = 0.01 A	2.5	1/40	09 112 621	146037
DFS 2 016-2/0,03-A FT	I Δ n = 0.03 A	2.5	1/40	09 114 621	146051
DFS 2 016-2/0,10-A FT	I Δ n = 0.10 A	2.5	1/40	09 115 621	146075
DFS 2 016-2/0,30-A FT	I Δ n = 0.30 A	2.5	1/40	09 116 621	146099
DFS 2 016-2/0,50-A FT	I Δ n = 0.50 A	2.5	1/40	09 117 621	146112

25 A

DFS 2 025-2/0,01-A FT	I Δ n = 0.01 A	2.5	1/40	09 122 621	121539
DFS 2 025-2/0,03-A FT	I Δ n = 0.03 A	2.5	1/40	09 124 621	146136
DFS 2 025-2/0,10-A FT	I Δ n = 0.10 A	2.5	1/40	09 125 621	146150
DFS 2 025-2/0,30-A FT	I Δ n = 0.30 A	2.5	1/40	09 126 621	146174
DFS 2 025-2/0,50-A FT	I Δ n = 0.50 A	2.5	1/40	09 127 621	146198

40 A

DFS 2 040-2/0,01-A FT	I Δ n = 0.01 A	2.5	1/40	09 132 621	146211
DFS 2 040-2/0,03-A FT	I Δ n = 0.03 A	2.5	1/40	09 134 621	121584
DFS 2 040-2/0,10-A FT	I Δ n = 0.10 A	2.5	1/40	09 135 621	146235
DFS 2 040-2/0,30-A FT	I Δ n = 0.30 A	2.5	1/40	09 136 621	146259
DFS 2 040-2/0,50-A FT	I Δ n = 0.50 A	2.5	1/40	09 137 621	146273

63 A

DFS 2 063-2/0,03-A FT	I Δ n = 0.03 A	2.5	1/40	09 144 621	146297
DFS 2 063-2/0,10-A FT	I Δ n = 0.10 A	2.5	1/40	09 145 621	146310
DFS 2 063-2/0,30-A FT	I Δ n = 0.30 A	2.5	1/40	09 146 621	146334
DFS 2 063-2/0,50-A FT	I Δ n = 0.50 A	2.5	1/40	09 147 621	146358

80 A

DFS 2 080-2/0,03-A FT	I Δ n = 0.03 A	2.5	1/40	09 154 621	146372
DFS 2 080-2/0,10-A FT	I Δ n = 0.10 A	2.5	1/40	09 155 621	146396
DFS 2 080-2/0,30-A FT	I Δ n = 0.30 A	2.5	1/40	09 156 621	146419
DFS 2 080-2/0,50-A FT	I Δ n = 0.50 A	2.5	1/40	09 157 621	146433

100 A

DFS 2 100-2/0,03-A FT	I Δ n = 0.03 A	2.5	1/40	09 164 621	146457
DFS 2 100-2/0,10-A FT	I Δ n = 0.10 A	2.5	1/40	09 165 621	146471
DFS 2 100-2/0,30-A FT	I Δ n = 0.30 A	2.5	1/40	09 166 621	146495
DFS 2 100-2/0,50-A FT	I Δ n = 0.50 A	2.5	1/40	09 167 621	146518

125 A

DFS 2 125-2/0,03-A FT	I Δ n = 0.03 A	2.5	1/40	09 174 621	146532
DFS 2 125-2/0,10-A FT	I Δ n = 0.10 A	2.5	1/40	09 175 621	146556
DFS 2 125-2/0,30-A FT	I Δ n = 0.30 A	2.5	1/40	09 176 621	146570
DFS 2 125-2/0,50-A FT	I Δ n = 0.50 A	2.5	1/40	09 177 621	146594

In the FT design, the connections of the internal test key are additionally wired to two terminals. This allows the option of activating the circuit-breaker test device using external switching contacts. All devices are also available in HD design.

Accessories: Restart locking facilities WES, Clamp covers KA, Software BS DLS/DFS, Information stickers HAS

Residual current circuit-breakers (RCCB)

mod. pack. Article No. EAN
widths units (4014712...)



Type A



Residual current circuit-breakers DFS 4 A FT, 4-pole

pulsating AC/DC-sensitive type A, with remote-tripping function

		mod. widths	pack. units	Article No.	EAN (4014712...)
16 A					
DFS 4 016-4/0,01-A FT	I Δ n = 0.01 A	4.5	1/10	09 112 921	146617
DFS 4 016-4/0,03-A FT	I Δ n = 0.03 A	4.5	1/10	09 114 921	146631
25 A					
DFS 4 025-4/0,01-A FT	I Δ n = 0.01 A	4.5	1/10	09 122 921	146655
DFS 4 025-4/0,03-A FT	I Δ n = 0.03 A	4.5	1/10	09 124 921	134867
DFS 4 025-4/0,10-A FT	I Δ n = 0.10 A	4.5	1/10	09 125 921	146679
DFS 4 025-4/0,30-A FT	I Δ n = 0.30 A	4.5	1/10	09 126 921	146693
DFS 4 025-4/0,50-A FT	I Δ n = 0.50 A	4.5	1/10	09 127 921	146716
40 A					
DFS 4 040-4/0,03-A FT	I Δ n = 0.03 A	4.5	1/10	09 134 921	121638
DFS 4 040-4/0,10-A FT	I Δ n = 0.10 A	4.5	1/10	09 135 921	146730
DFS 4 040-4/0,30-A FT	I Δ n = 0.30 A	4.5	1/10	09 136 921	146754
DFS 4 040-4/0,50-A FT	I Δ n = 0.50 A	4.5	1/10	09 137 921	146778
63 A					
DFS 4 063-4/0,03-A FT	I Δ n = 0.03 A	4.5	1/10	09 144 921	118973
DFS 4 063-4/0,10-A FT	I Δ n = 0.10 A	4.5	1/10	09 145 921	146808
DFS 4 063-4/0,30-A FT	I Δ n = 0.30 A	4.5	1/10	09 146 921	146822
DFS 4 063-4/0,50-A FT	I Δ n = 0.50 A	4.5	1/10	09 147 921	146846
80 A					
DFS 4 080-4/0,03-A FT	I Δ n = 0.03 A	4.5	1/10	09 154 921	106888
DFS 4 080-4/0,10-A FT	I Δ n = 0.10 A	4.5	1/10	09 155 921	146877
DFS 4 080-4/0,30-A FT	I Δ n = 0.30 A	4.5	1/10	09 156 921	146891
DFS 4 080-4/0,50-A FT	I Δ n = 0.50 A	4.5	1/10	09 157 921	146914
100 A					
DFS 4 100-4/0,03-A FT	I Δ n = 0.03 A	4.5	1/10	09 164 921	146938
DFS 4 100-4/0,10-A FT	I Δ n = 0.10 A	4.5	1/10	09 165 921	146952
DFS 4 100-4/0,30-A FT	I Δ n = 0.30 A	4.5	1/10	09 166 921	146976
DFS 4 100-4/0,50-A FT	I Δ n = 0.50 A	4.5	1/10	09 167 921	146990
125 A					
DFS 4 125-4/0,03-A FT	I Δ n = 0.03 A	4.5	1/10	09 174 921	147010
DFS 4 125-4/0,10-A FT	I Δ n = 0.10 A	4.5	1/10	09 175 921	147034
DFS 4 125-4/0,30-A FT	I Δ n = 0.30 A	4.5	1/10	09 176 921	147058
DFS 4 125-4/0,50-A FT	I Δ n = 0.50 A	4.5	1/10	09 177 921	147072

In the FT design, the connections of the internal test key are additionally wired to two terminals. This allows the option of activating the circuit-breaker test device using external switching contacts. All devices are also available in HD design and with right-hand neutral conductor.

Accessories: Restart locking facilities WES, Clamp covers KA, Software BS DLS/DFS, Information stickers HAS

Residual current circuit-breakers (RCCB)

mod. pack. Article No. EAN
widths units (4014712...)

Type A



Residual current circuit-breakers DFS 4 A V, 4-pole

pulsating AC/DC-sensitive type A, for special voltages 500 V



16 A					
DFS 4 016-4/0,01-A V500	I Δ n = 0.01 A	4	1/20	09 112 945	147096
DFS 4 016-4/0,03-A V500	I Δ n = 0.03 A	4	1/20	09 114 945	147119
25 A					
DFS 4 025-4/0,01-A V500	I Δ n = 0.01 A	4	1/20	09 122 945	147133
DFS 4 025-4/0,03-A V500	I Δ n = 0.03 A	4	1/20	09 124 945	143555
DFS 4 025-4/0,10-A V500	I Δ n = 0.10 A	4	1/20	09 125 945	147171
DFS 4 025-4/0,30-A V500	I Δ n = 0.30 A	4	1/20	09 126 945	145702
DFS 4 025-4/0,50-A V500	I Δ n = 0.50 A	4	1/20	09 127 945	145696
40 A					
DFS 4 040-4/0,03-A V500	I Δ n = 0.03 A	4	1/20	09 134 945	137912
DFS 4 040-4/0,10-A V500	I Δ n = 0.10 A	4	1/20	09 135 945	145795
DFS 4 040-4/0,30-A V500	I Δ n = 0.30 A	4	1/20	09 136 945	144835
DFS 4 040-4/0,50-A V500	I Δ n = 0.50 A	4	1/20	09 137 945	147232
63 A					
DFS 4 063-4/0,03-A V500	I Δ n = 0.03 A	4	1/20	09 144 945	136861
DFS 4 063-4/0,10-A V500	I Δ n = 0.10 A	4	1/20	09 145 945	144897
DFS 4 063-4/0,30-A V500	I Δ n = 0.30 A	4	1/20	09 146 945	138223
DFS 4 063-4/0,50-A V500	I Δ n = 0.50 A	4	1/20	09 147 945	147256
80 A					
DFS 4 080-4/0,03-A V500	I Δ n = 0.03 A	4	1/20	09 154 945	145429
DFS 4 080-4/0,10-A V500	I Δ n = 0.10 A	4	1/20	09 155 945	147270
DFS 4 080-4/0,30-A V500	I Δ n = 0.30 A	4	1/20	09 156 945	138193
DFS 4 080-4/0,50-A V500	I Δ n = 0.50 A	4	1/20	09 157 945	145931
100 A					
DFS 4 100-4/0,03-A V500	I Δ n = 0.03 A	4	1/20	09 164 945	155510
DFS 4 100-4/0,10-A V500	I Δ n = 0.10 A	4	1/20	09 165 945	155534
DFS 4 100-4/0,30-A V500	I Δ n = 0.30 A	4	1/20	09 166 945	155558
DFS 4 100-4/0,50-A V500	I Δ n = 0.50 A	4	1/20	09 167 945	155572
125 A					
DFS 4 125-4/0,03-A V500	I Δ n = 0.03 A	4	1/20	09 174 945	154391
DFS 4 125-4/0,10-A V500	I Δ n = 0.10 A	4	1/20	09 175 945	155596
DFS 4 125-4/0,30-A V500	I Δ n = 0.30 A	4	1/20	09 176 945	155619
DFS 4 125-4/0,50-A V500	I Δ n = 0.50 A	4	1/20	09 177 945	152427

All devices are also available in HD design and with right-hand neutral conductor (see info pages).

Accessories: Auxiliary Switches DHi, Restart locking facilities WES, Clamp covers KA, Software BS DLS/DFS, Information stickers HAS, Automatic reclosing devices DFA

Type A



Residual current circuit-breakers DFS 4 A W, 4-pole

pulsating AC/DC-sensitive type A, 16 2/3 Hz or 16 2/3 - 60 Hz



40 A					
DFS 4W 040-2/0,50-A	I Δ n = 0.50 A	4	1/20	09 137 961	135482
DFS 4W 040-3/0,50-A	I Δ n = 0.50 A	4	1/20	09 137 963	135505
63 A					
DFS 4W 063-2/0,50-A	I Δ n = 0.50 A	4	1/20	09 147 961	135543

All devices are also available in HD design (see info pages).

Accessories: Auxiliary Switches DHi, Restart locking facilities WES, Clamp covers KA, Software BS DLS/DFS, Information stickers HAS, Automatic reclosing devices DFA

Residual current circuit-breakers (RCCB)

mod. pack. Article No. EAN
widths units (4014712...)

Type A



Residual current circuit-breakers DFS 2 A Twin, 2-pole

pulsating AC/DC-sensitive type A, Twin-version

10000

16 A					
DFS 2 016-2/0,03-A Twin	I Δ n = 0.03 A	4	1/10	09 114 010	205710
DFS 2 016-2/0,30-A Twin	I Δ n = 0.30 A	4	1/10	09 116 010	205734
25 A					
DFS 2 025-2/0,03-A Twin	I Δ n = 0.03 A	4	1/10	09 124 010	205642
DFS 2 025-2/0,30-A Twin	I Δ n = 0.30 A	4	1/10	09 126 010	205741
40 A					
DFS 2 040-2/0,03-A Twin	I Δ n = 0.03 A	4	1/10	09 134 010	205659
DFS 2 040-2/0,30-A Twin	I Δ n = 0.30 A	4	1/10	09 136 010	205758
63 A					
DFS 2 063-2/0,03-A Twin	I Δ n = 0.03 A	4	1/10	09 144 010	205666
DFS 2 063-2/0,30-A Twin	I Δ n = 0.30 A	4	1/10	09 146 010	205765
80 A					
DFS 2 080-2/0,03-A Twin	I Δ n = 0.03 A	4	1/10	09 154 010	207431
DFS 2 080-2/0,30-A Twin	I Δ n = 0.30 A	4	1/10	09 156 010	207479

for function check without disconnecting power

Accessories: Auxiliary Switches DHi, Restart locking facilities WES, Clamp covers KA, Software BS DLS/DFS, Information stickers HAS

Type A



Residual current circuit-breakers DFS 4 A Twin, 4-pole

pulsating AC/DC-sensitive type A, Twin-version

10000

16 A					
DFS 4 016-4/0,03-A Twin	I Δ n = 0.03 A	8	1	09 114 810	205819
25 A					
DFS 4 025-4/0,03-A Twin	I Δ n = 0.03 A	8	1	09 124 810	205826
DFS 4 025-4/0,30-A Twin	I Δ n = 0.30 A	8	1	09 126 810	205888
40 A					
DFS 4 040-4/0,03-A Twin	I Δ n = 0.03 A	8	1	09 134 810	205833
DFS 4 040-4/0,30-A Twin	I Δ n = 0.30 A	8	1	09 136 810	205895
63 A					
DFS 4 063-4/0,03-A Twin	I Δ n = 0.03 A	8	1	09 144 810	208179
DFS 4 063-4/0,30-A Twin	I Δ n = 0.30 A	8	1	09 146 810	208186

for function check without disconnecting power

Accessories: Auxiliary Switches DHi, Restart locking facilities WES, Clamp covers KA, Software BS DLS/DFS, Information stickers HAS

Residual current circuit-breakers (RCCB)

mod. pack. Article No. EAN
widths units (4014712...)

Type A



Residual current circuit-breakers DFS 2 A KV Twin, 2-pole

10000

pulsating AC/DC-sensitive type A, increased surge-current resistant, short-time delayed, lightning resistant, Twin-version

16 A	
DFS 2 016-2/0,03-A KV Twin	I Δ n = 0.03 A
DFS 2 016-2/0,30-A KV Twin	I Δ n = 0.30 A
25 A	
DFS 2 025-2/0,03-A KV Twin	I Δ n = 0.03 A
DFS 2 025-2/0,30-A KV Twin	I Δ n = 0.30 A
40 A	
DFS 2 040-2/0,03-A KV Twin	I Δ n = 0.03 A
DFS 2 040-2/0,30-A KV Twin	I Δ n = 0.30 A
63 A	
DFS 2 063-2/0,03-A KV Twin	I Δ n = 0.03 A
DFS 2 063-2/0,30-A KV Twin	I Δ n = 0.30 A
80 A	
DFS 2 080-2/0,03-A KV Twin	I Δ n = 0.03 A
DFS 2 080-2/0,30-A KV Twin	I Δ n = 0.30 A

for function check without disconnecting power, non-response lag time 10 ms

Accessories: Auxiliary Switches DHi, Restart locking facilities WES, Clamp covers KA, Software BS DLS/DFS, Information stickers HAS

Type A



Residual current circuit-breakers DFS 4 A KV Twin, 4-pole

10000

pulsating AC/DC-sensitive type A, increased surge-current resistant, short-time delayed, lightning resistant, Twin-version

16 A	
DFS 4 016-4/0,03-A KV Twin	I Δ n = 0.03 A
25 A	
DFS 4 025-4/0,03-A KV Twin	I Δ n = 0.03 A
DFS 4 025-4/0,30-A KV Twin	I Δ n = 0.30 A
40 A	
DFS 4 040-4/0,03-A KV Twin	I Δ n = 0.03 A
DFS 4 040-4/0,30-A KV Twin	I Δ n = 0.30 A
63 A	
DFS 4 063-4/0,03-A KV Twin	I Δ n = 0.03 A
DFS 4 063-4/0,30-A KV Twin	I Δ n = 0.30 A

for function check without disconnecting power, non-response lag time 10 ms

Accessories: Auxiliary Switches DHi, Restart locking facilities WES, Clamp covers KA, Software BS DLS/DFS, Information stickers HAS

Type A



Residual current circuit-breakers DFS 2 A S Twin, 2-pole

10000

pulsating AC/DC-sensitive type A, selective, Twin-version

40 A	
DFS 2 040-2/0,30-A S Twin	I Δ n = 0.30 A
DFS 2 040-2/0,50-A S Twin	I Δ n = 0.50 A
63 A	
DFS 2 063-2/0,30-A S Twin	I Δ n = 0.30 A
DFS 2 063-2/0,50-A S Twin	I Δ n = 0.50 A
80 A	
DFS 2 080-2/0,30-A S Twin	I Δ n = 0.30 A
DFS 2 080-2/0,50-A S Twin	I Δ n = 0.50 A

for function check without disconnecting power

Accessories: Auxiliary Switches DHi, Restart locking facilities WES, Clamp covers KA, Software BS DLS/DFS, Information stickers HAS

Residual current circuit-breakers (RCCB)

mod. pack. widths units Article No. EAN (4014712...)

Type A



Residual current circuit-breakers DFS 4 A S Twin, 4-pole

pulsating AC/DC-sensitive type A, selective, Twin-version



40 A					
DFS 4 040-4/0,30-A S Twin	I Δ n = 0.30 A	8	1	09 136 815	206038
DFS 4 040-4/0,50-A S Twin	I Δ n = 0.50 A	8	1	09 137 815	206069
63 A					
DFS 4 063-4/0,30-A S Twin	I Δ n = 0.30 A	8	1	09 146 815	208216
DFS 4 063-4/0,50-A S Twin	I Δ n = 0.50 A	8	1	09 147 815	208223

for function check without disconnecting power

Accessories: Auxiliary Switches DHi, Restart locking facilities WES, Clamp covers KA, Software BS DLS/DFS, Information stickers HAS

Type A



Residual current circuit-breakers DFS 4 A NA, 4-pole

pulsating AC/DC-sensitive type A, emergency stop function



16 A					
DFS4 016-4/0,03-A NA	I Δ n = 0.03 A	4.5	1/10	09 114 841	225978
25 A					
DFS4 025-4/0,03-A NA	I Δ n = 0.03 A	4.5	1/10	09 124 841	225992
40 A					
DFS4 040-4/0,03-A NA	I Δ n = 0.03 A	4.5	1/10	09 134 841	226012
63 A					
DFS4 063-4/0,03-A NA	I Δ n = 0.03 A	4.5	1/10	09 144 841	226036

DFS with emergency stop function (variant "NA") enable connection of control elements such as push-buttons for disconnecting the RCCB in emergency situations. All devices are also available in HD design and with right-hand neutral conductor (see info pages).

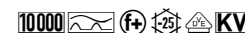
Accessories: Restart locking facilities WES, Clamp covers KA, Software BS DLS/DFS, Information stickers HAS

Type A



Residual current circuit-breakers DRCCB 5 ST, 2-pole

sensitive to pulsating and alternating currents Type A, short-time delayed



25 A					
DRCCB 5 ST 025-2/0,03-A	I Δ n = 0.03 A	5	1	09 421 501	223233

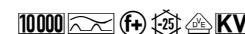
automatic, regular self-test without any interruption to the power supply

Type A



Residual current circuit-breakers DRCCB 5 ST, 4-pole

sensitive to pulsating and alternating currents Type A, short-time delayed



25 A					
DRCCB 5 ST 025-4/0,03-A	I Δ n = 0.03 A	7	1	09 421 502	223240
40 A					
DRCCB 5 ST 040-4/0,03-A	I Δ n = 0.03 A	7	1	09 431 502	223257
DRCCB 5 ST 040-4/0,30-A	I Δ n = 0.30 A	7	1	09 432 502	238312
63 A					
DRCCB 5 ST 063-4/0,03-A	I Δ n = 0.03 A	7	1	09 441 502	223264
DRCCB 5 ST 063-4/0,30-A	I Δ n = 0.30 A	7	1	09 442 502	238336

automatic, regular self-test without any interruption to the power supply

Type A



Residual current circuit-breakers DRCCB 5 STR, 2-pole

sensitive to pulsating and alternating currents Type A, short-time delayed



25 A					
DRCCB 5 STR 025-2/0,03-A	I Δ n = 0.03 A	5	1	09 421 503	223271

reclosing device with checking of the insulation resistance automatic, regular self-test without any interruption to the power supply.

Residual current circuit-breakers (RCCB)

mod. pack. Article No. EAN
widths units (4014712...)

Type A



Residual current circuit-breakers DRCCB 5 STR, 4-pole

sensitive to pulsating and alternating currents Type A, short-time delayed



25 A

DRCCB 5 STR 025-4/0,03-A	$I_{\Delta n} = 0.03 \text{ A}$	7	1	09 421 504	223288
--------------------------	---------------------------------	---	---	------------	--------

40 A

DRCCB 5 STR 040-4/0,03-A	$I_{\Delta n} = 0.03 \text{ A}$	7	1	09 431 504	223295
--------------------------	---------------------------------	---	---	------------	--------

DRCCB 5 STR 040-4/0,30-A	$I_{\Delta n} = 0.30 \text{ A}$	7	1	09 432 504	238367
--------------------------	---------------------------------	---	---	------------	--------

63 A

DRCCB 5 STR 063-4/0,03-A	$I_{\Delta n} = 0.03 \text{ A}$	7	1	09 441 504	223301
--------------------------	---------------------------------	---	---	------------	--------

DRCCB 5 STR 063-4/0,30-A	$I_{\Delta n} = 0.30 \text{ A}$	7	1	09 442 504	238381
--------------------------	---------------------------------	---	---	------------	--------

reclosing device with checking of the insulation resistance automatic, regular self-test without any interruption to the power supply.

Residual current circuit-breakers (RCCB)

mod. pack. Article No. EAN
widths units (4014712...)



Type AC



Residual current circuit-breakers DFS 2 AC, 2-pole

sensitive to alternating currents Type AC

16 A

DFS 2 016-2/0,01-AC	I Δ n = 0.01 A	2	1/40	09 112 602	068964
DFS 2 016-2/0,03-AC	I Δ n = 0.03 A	2	1/40	09 114 602	068971
DFS 2 016-2/0,10-AC	I Δ n = 0.10 A	2	1/40	09 115 602	068988
DFS 2 016-2/0,30-AC	I Δ n = 0.30 A	2	1/40	09 116 602	068995
DFS 2 016-2/0,50-AC	I Δ n = 0.50 A	2	1/40	09 117 602	069008

25 A

DFS 2 025-2/0,01-AC	I Δ n = 0.01 A	2	1/40	09 122 602	069015
DFS 2 025-2/0,03-AC	I Δ n = 0.03 A	2	1/40	09 124 602	069022
DFS 2 025-2/0,10-AC	I Δ n = 0.10 A	2	1/40	09 125 602	069039
DFS 2 025-2/0,30-AC	I Δ n = 0.30 A	2	1/40	09 126 602	069046
DFS 2 025-2/0,50-AC	I Δ n = 0.50 A	2	1/40	09 127 602	069053

40 A

DFS 2 040-2/0,01-AC	I Δ n = 0.01 A	2	1/40	09 132 602	069060
DFS 2 040-2/0,03-AC	I Δ n = 0.03 A	2	1/40	09 134 602	069077
DFS 2 040-2/0,10-AC	I Δ n = 0.10 A	2	1/40	09 135 602	069084
DFS 2 040-2/0,30-AC	I Δ n = 0.30 A	2	1/40	09 136 602	069091
DFS 2 040-2/0,50-AC	I Δ n = 0.50 A	2	1/40	09 137 602	069107

63 A

DFS 2 063-2/0,03-AC	I Δ n = 0.03 A	2	1/40	09 144 602	069114
DFS 2 063-2/0,10-AC	I Δ n = 0.10 A	2	1/40	09 145 602	069121
DFS 2 063-2/0,30-AC	I Δ n = 0.30 A	2	1/40	09 146 602	069138
DFS 2 063-2/0,50-AC	I Δ n = 0.50 A	2	1/40	09 147 602	069145

80 A

DFS 2 080-2/0,03-AC	I Δ n = 0.03 A	2	1/40	09 154 602	069152
DFS 2 080-2/0,10-AC	I Δ n = 0.10 A	2	1/40	09 155 602	069169
DFS 2 080-2/0,30-AC	I Δ n = 0.30 A	2	1/40	09 156 602	069176
DFS 2 080-2/0,50-AC	I Δ n = 0.50 A	2	1/40	09 157 602	069183

100 A

DFS 2 100-2/0,03-AC	I Δ n = 0.03 A	2	1/40	09 164 602	069190
DFS 2 100-2/0,10-AC	I Δ n = 0.10 A	2	1/40	09 165 602	069206
DFS 2 100-2/0,30-AC	I Δ n = 0.30 A	2	1/40	09 166 602	069213
DFS 2 100-2/0,50-AC	I Δ n = 0.50 A	2	1/40	09 167 602	069220

125 A

DFS 2 125-2/0,03-AC	I Δ n = 0.03 A	2	1/40	09 174 602	086760
DFS 2 125-2/0,10-AC	I Δ n = 0.10 A	2	1/40	09 175 602	086807
DFS 2 125-2/0,30-AC	I Δ n = 0.30 A	2	1/40	09 176 602	086845
DFS 2 125-2/0,50-AC	I Δ n = 0.50 A	2	1/40	09 177 602	086883

All devices are also available in HD design and with right-hand neutral conductor (see info pages).

Accessories: Auxiliary Switches DHi, Restart locking facilities WES, Clamp covers KA, Software BS DLS/DFS, Information stickers HAS, Automatic reclosing devices DFA

Residual current circuit-breakers (RCCB)

mod. pack. Article No. EAN
widths units (4014712...)

Type AC



Residual current circuit-breakers DFS 4 AC, 4-pole

sensitive to alternating currents Type AC



16 A

DFS 4 016-4/0,01-AC	I Δ n = 0.01 A	4	1/20	09 112 902	090460
DFS 4 016-4/0,03-AC	I Δ n = 0.03 A	4	1/20	09 114 902	090484
DFS 4 016-4/0,10-AC	I Δ n = 0.10 A	4	1/20	09 115 902	151710

25 A

DFS 4 025-4/0,01-AC	I Δ n = 0.01 A	4	1/20	09 122 902	090507
DFS 4 025-4/0,03-AC	I Δ n = 0.03 A	4	1/20	09 124 902	090521
DFS 4 025-4/0,10-AC	I Δ n = 0.10 A	4	1/20	09 125 902	090545
DFS 4 025-4/0,30-AC	I Δ n = 0.30 A	4	1/20	09 126 902	090569
DFS 4 025-4/0,50-AC	I Δ n = 0.50 A	4	1/20	09 127 902	090583

40 A

DFS 4 040-4/0,03-AC	I Δ n = 0.03 A	4	1/20	09 134 902	090606
DFS 4 040-4/0,10-AC	I Δ n = 0.10 A	4	1/20	09 135 902	090620
DFS 4 040-4/0,30-AC	I Δ n = 0.30 A	4	1/20	09 136 902	090644
DFS 4 040-4/0,50-AC	I Δ n = 0.50 A	4	1/20	09 137 902	090668

63 A

DFS 4 063-4/0,03-AC	I Δ n = 0.03 A	4	1/20	09 144 902	090682
DFS 4 063-4/0,10-AC	I Δ n = 0.10 A	4	1/20	09 145 902	090705
DFS 4 063-4/0,30-AC	I Δ n = 0.30 A	4	1/20	09 146 902	090729
DFS 4 063-4/0,50-AC	I Δ n = 0.50 A	4	1/20	09 147 902	090743

80 A

DFS 4 080-4/0,03-AC	I Δ n = 0.03 A	4	1/20	09 154 902	090767
DFS 4 080-4/0,10-AC	I Δ n = 0.10 A	4	1/20	09 155 902	090781
DFS 4 080-4/0,30-AC	I Δ n = 0.30 A	4	1/20	09 156 902	090804
DFS 4 080-4/0,50-AC	I Δ n = 0.50 A	4	1/20	09 157 902	090828

100 A

DFS 4 100-4/0,03-AC	I Δ n = 0.03 A	4	1/20	09 164 902	090842
DFS 4 100-4/0,10-AC	I Δ n = 0.10 A	4	1/20	09 165 902	090866
DFS 4 100-4/0,30-AC	I Δ n = 0.30 A	4	1/20	09 166 902	090880
DFS 4 100-4/0,50-AC	I Δ n = 0.50 A	4	1/20	09 167 902	090903

125 A

DFS 4 125-4/0,03-AC	I Δ n = 0.03 A	4	1/20	09 174 902	090927
DFS 4 125-4/0,10-AC	I Δ n = 0.10 A	4	1/20	09 175 902	090941
DFS 4 125-4/0,30-AC	I Δ n = 0.30 A	4	1/20	09 176 902	090965
DFS 4 125-4/0,50-AC	I Δ n = 0.50 A	4	1/20	09 177 902	090989

All devices are also available in HD design and with right-hand neutral conductor (see info pages).

Accessories: Auxiliary Switches DHi, Restart locking facilities WES, Clamp covers KA, Software BS DLS/DFS, Information stickers HAS, Automatic reclosing devices DFA

Residual current circuit-breakers (RCCB)

mod. pack. Article No. EAN
widths units (4014712...)



Type AC



Residual current circuit-breakers DFS 2 AC S, 2-pole

sensitive to alternating currents Type AC, selective

40 A

DFS 2 040-2/0,10-ACS	I Δ n = 0.10 A	2	1/40	09 135 606	131354
DFS 2 040-2/0,30-ACS	I Δ n = 0.30 A	2	1/40	09 136 606	131378
DFS 2 040-2/0,50-ACS	I Δ n = 0.50 A	2	1/40	09 137 606	131392

63 A

DFS 2 063-2/0,10-ACS	I Δ n = 0.10 A	2	1/40	09 145 606	131415
DFS 2 063-2/0,30-ACS	I Δ n = 0.30 A	2	1/40	09 146 606	131439
DFS 2 063-2/0,50-ACS	I Δ n = 0.50 A	2	1/40	09 147 606	131453

80 A

DFS 2 080-2/0,10-ACS	I Δ n = 0.10 A	2	1/40	09 155 606	131477
DFS 2 080-2/0,30-ACS	I Δ n = 0.30 A	2	1/40	09 156 606	131491
DFS 2 080-2/0,50-ACS	I Δ n = 0.50 A	2	1/40	09 157 606	131514

100 A

DFS 2 100-2/0,10-ACS	I Δ n = 0.10 A	2	1/40	09 165 606	131538
DFS 2 100-2/0,30-ACS	I Δ n = 0.30 A	2	1/40	09 166 606	131552
DFS 2 100-2/0,50-ACS	I Δ n = 0.50 A	2	1/40	09 167 606	131576

125 A

DFS 2 125-2/0,10-ACS	I Δ n = 0.10 A	2	1/40	09 175 606	131590
DFS 2 125-2/0,30-ACS	I Δ n = 0.30 A	2	1/40	09 176 606	131613
DFS 2 125-2/0,50-ACS	I Δ n = 0.50 A	2	1/40	09 177 606	131637

All devices are also available in HD design and with right-hand neutral conductor (see info pages).

Accessories: Auxiliary Switches DHi, Restart locking facilities WES, Clamp covers KA, Software BS DLS/DFS, Information stickers HAS, Automatic reclosing devices DFA

Type AC



Residual current circuit-breakers DFS 4 AC S, 4-pole

sensitive to alternating currents Type AC, selective



40 A

DFS 4 040-4/0,10-ACS	I Δ n = 0.10 A	4	1/20	09 135 906	131750
DFS 4 040-4/0,30-ACS	I Δ n = 0.30 A	4	1/20	09 136 906	091726
DFS 4 040-4/0,50-ACS	I Δ n = 0.50 A	4	1/20	09 137 906	091740

63 A

DFS 4 063-4/0,10-ACS	I Δ n = 0.10 A	4	1/20	09 145 906	131774
DFS 4 063-4/0,30-ACS	I Δ n = 0.30 A	4	1/20	09 146 906	091801
DFS 4 063-4/0,50-ACS	I Δ n = 0.50 A	4	1/20	09 147 906	091825

80 A

DFS 4 080-4/0,10-ACS	I Δ n = 0.10 A	4	1/20	09 155 906	131798
DFS 4 080-4/0,30-ACS	I Δ n = 0.30 A	4	1/20	09 156 906	091887
DFS 4 080-4/0,50-ACS	I Δ n = 0.50 A	4	1/20	09 157 906	091900

100 A

DFS 4 100-4/0,10-ACS	I Δ n = 0.10 A	4	1/20	09 165 906	131811
DFS 4 100-4/0,30-ACS	I Δ n = 0.30 A	4	1/20	09 166 906	091962
DFS 4 100-4/0,50-ACS	I Δ n = 0.50 A	4	1/20	09 167 906	091986

125 A

DFS 4 125-4/0,10-ACS	I Δ n = 0.10 A	4	1/20	09 175 906	131835
DFS 4 125-4/0,30-ACS	I Δ n = 0.30 A	4	1/20	09 176 906	092044
DFS 4 125-4/0,50-ACS	I Δ n = 0.50 A	4	1/20	09 177 906	092068

125 A

DFS 4 125-4/1,00-ACS	I Δ n = 1.00 A	4	1/20	09 178 906	091061
----------------------	-----------------------	---	------	------------	--------

All devices are also available in HD design and with right-hand neutral conductor (see info pages).

Accessories: Auxiliary Switches DHi, Restart locking facilities WES, Clamp covers KA, Software BS DLS/DFS, Information stickers HAS, Automatic reclosing devices DFA

Residual current circuit-breakers (RCCB)

mod. pack. Article No. EAN
widths units (4014712...)

Type AC



Residual current circuit-breakers DFS 2 AC FT, 2-pole

sensitive to alternating currents Type AC, with remote-tripping function



40 A

DFS 2 040-2/0,03-AC FT	I Δ n = 0.03 A	2.5	1/20	09 134 622	213487
------------------------	-----------------------	-----	------	------------	--------

In the FT design, the connections of the internal test key are additionally wired to two terminals. This allows the option of activating the circuit-breaker test device using external switching contacts. All devices are also available in HD design and with right-hand neutral conductor (see info pages).

Accessories: Restart locking facilities WES, Clamp covers KA, Software BS DLS/DFS, Information stickers HAS

Type AC



Residual current circuit-breakers DFS 4 AC FT, 4-pole

sensitive to alternating currents Type AC, with remote-tripping function



16 A

DFS 4 016-4/0,03-AC FT	I Δ n = 0.03 A	4.5	1	09 114 922	200609
------------------------	-----------------------	-----	---	------------	--------

25 A

DFS 4 025-4/0,03-AC FT	I Δ n = 0.03 A	4.5	1	09 124 922	200470
------------------------	-----------------------	-----	---	------------	--------

40 A

DFS 4 040-4/0,03-AC FT	I Δ n = 0.03 A	4.5	1/10	09 134 922	156920
------------------------	-----------------------	-----	------	------------	--------

DFS 4 040-4/0,30-AC FT	I Δ n = 0.30 A	4.5	1	09 136 922	160361
------------------------	-----------------------	-----	---	------------	--------

DFS 4 040-4/0,50-AC FT	I Δ n = 0.50 A	4.5	1/10	09 137 922	129245
------------------------	-----------------------	-----	------	------------	--------

63 A

DFS 4 063-4/0,03-AC FT	I Δ n = 0.03 A	4.5	1/10	09 144 922	200524
------------------------	-----------------------	-----	------	------------	--------

DFS 4 063-4/0,50-AC FT	I Δ n = 0.50 A	4.5	1/10	09 147 922	121751
------------------------	-----------------------	-----	------	------------	--------

80 A

DFS 4 080-4/0,03-AC FT	I Δ n = 0.03 A	4.5	1	09 154 922	106871
------------------------	-----------------------	-----	---	------------	--------

100 A

DFS 4 100-4/0,03-AC FT	I Δ n = 0.03 A	4.5	1/10	09 164 922	159655
------------------------	-----------------------	-----	------	------------	--------

DFS 4 100-4/0,50-AC FT	I Δ n = 0.50 A	4.5	1	09 167 922	159013
------------------------	-----------------------	-----	---	------------	--------

125 A

DFS 4 125-4/0,03-AC FT	I Δ n = 0.03 A	4.5	1/10	09 174 922	200531
------------------------	-----------------------	-----	------	------------	--------

In the FT design, the connections of the internal test key are additionally wired to two terminals. This allows the option of activating the circuit-breaker test device using external switching contacts. All devices are also available in HD design and with right-hand neutral conductor (see info pages).

Accessories: Restart locking facilities WES, Clamp covers KA, Software BS DLS/DFS, Information stickers HAS

Type AC



Residual current circuit-breakers DFS 4 AC W, 4-pole

sensitive to residual currents Type AC, 16 2/3 Hz or 16 2/3 - 60 Hz



40 A

DFS 4W 040-2/0,50-AC	I Δ n = 0.50 A	4	1/20	09 137 962	135499
----------------------	-----------------------	---	------	------------	--------

DFS 4W 040-3/0,50-AC	I Δ n = 0.50 A	4	1/20	09 137 964	135512
----------------------	-----------------------	---	------	------------	--------

63 A

DFS 4W 063-2/0,50-AC	I Δ n = 0.50 A	4	1/20	09 147 962	135550
----------------------	-----------------------	---	------	------------	--------

All devices are also available in HD design (see info pages).

Accessories: Auxiliary Switches DHi, Restart locking facilities WES, Clamp covers KA, Software BS DLS/DFS, Information stickers HAS, Automatic reclosing devices DFA

Residual current circuit-breakers (RCCB)


mod. pack. Article No. EAN
widths units (4014712...)

Type F



Residual current circuit-breakers DFS 2 F, 2-pole

sensitive to residual currents Type F, short-time delayed, lightning resistant



16 A							
DFS 2 016-2/0,03-F	I Δ n = 0.03 A	2	1/40	09 114 020	212572		
DFS 2 016-2/0,10-F	I Δ n = 0.10 A	2	1/40	09 115 020	212596		
DFS 2 016-2/0,30-F	I Δ n = 0.30 A	2	1/40	09 116 020	213449		
DFS 2 016-2/0,50-F	I Δ n = 0.50 A	2	1/40	09 117 020	212619		
25 A							
DFS 2 025-2/0,03-F	I Δ n = 0.03 A	2	1/40	09 124 020	212633		
DFS 2 025-2/0,10-F	I Δ n = 0.10 A	2	1/40	09 125 020	212657		
DFS 2 025-2/0,30-F	I Δ n = 0.30 A	2	1/40	09 126 020	212671		
DFS 2 025-2/0,50-F	I Δ n = 0.50 A	2	1/40	09 127 020	212695		
40 A							
DFS 2 040-2/0,03-F	I Δ n = 0.03 A	2	1/40	09 134 020	212718		
DFS 2 040-2/0,10-F	I Δ n = 0.10 A	2	1/40	09 135 020	212732		
DFS 2 040-2/0,30-F	I Δ n = 0.30 A	2	1/40	09 136 020	212756		
DFS 2 040-2/0,50-F	I Δ n = 0.50 A	2	1/40	09 137 020	212770		
63 A							
DFS 2 063-2/0,03-F	I Δ n = 0.03 A	2	1/40	09 144 020	212794		
DFS 2 063-2/0,10-F	I Δ n = 0.10 A	2	1/40	09 145 020	212817		
DFS 2 063-2/0,30-F	I Δ n = 0.30 A	2	1/40	09 146 020	212831		
DFS 2 063-2/0,50-F	I Δ n = 0.50 A	2	1/40	09 147 020	212855		
80 A							
DFS 2 080-2/0,03-F	I Δ n = 0.03 A	2	1/40	09 154 020	212879		
DFS 2 080-2/0,10-F	I Δ n = 0.10 A	2	1/40	09 155 020	212893		
DFS 2 080-2/0,30-F	I Δ n = 0.30 A	2	1/40	09 156 020	212916		
DFS 2 080-2/0,50-F	I Δ n = 0.50 A	2	1/40	09 157 020	212930		
100 A							
DFS 2 100-2/0,03-F	I Δ n = 0.03 A	2	1/40	09 164 020	212954		
DFS 2 100-2/0,10-F	I Δ n = 0.10 A	2	1/40	09 165 020	212978		
DFS 2 100-2/0,30-F	I Δ n = 0.30 A	2	1/40	09 166 020	212992		
DFS 2 100-2/0,50-F	I Δ n = 0.50 A	2	1/40	09 167 020	213012		
125 A							
DFS 2 125-2/0,03-F	I Δ n = 0.03 A	2	1/40	09 174 020	213036		
DFS 2 125-2/0,10-F	I Δ n = 0.10 A	2	1/40	09 175 020	213050		
DFS 2 125-2/0,30-F	I Δ n = 0.30 A	2	1/40	09 176 020	213074		
DFS 2 125-2/0,50-F	I Δ n = 0.50 A	2	1/40	09 177 020	213098		

All devices are also available in HD design (see info pages).

Accessories: Auxiliary Switches DHi, Restart locking facilities WES, Clamp covers KA, Software BS DLS/DFS, Information stickers HAS, Automatic reclosing devices DFA

Residual current circuit-breakers (RCCB)


mod. pack. Article No. EAN
widths units (4014712...)

Type F



Residual current circuit-breakers DFS 4 F, 4-pole

sensitive to residual currents Type F, short-time delayed, lightning resistant



16 A				
DFS 4 016-4/0,03-F	I Δ n = 0.03 A	4	1/20	09 114 820 212169
DFS 4 016-4/0,10-F	I Δ n = 0.10 A	4	1/20	09 115 820 212183
DFS 4 016-4/0,30-F	I Δ n = 0.30 A	4	1/20	09 116 820 212206
DFS 4 016-4/0,50-F	I Δ n = 0.50 A	4	1/20	09 117 820 212220
25 A				
DFS 4 025-4/0,03-F	I Δ n = 0.03 A	4	1/20	09 124 820 212244
DFS 4 025-4/0,10-F	I Δ n = 0.10 A	4	1/20	09 125 820 212268
DFS 4 025-4/0,30-F	I Δ n = 0.30 A	4	1/20	09 126 820 212282
DFS 4 025-4/0,50-F	I Δ n = 0.50 A	4	1/20	09 127 820 212305
40 A				
DFS 4 040-4/0,03-F	I Δ n = 0.03 A	4	1/20	09 134 820 212329
DFS 4 040-4/0,10-F	I Δ n = 0.10 A	4	1/20	09 135 820 212343
DFS 4 040-4/0,30-F	I Δ n = 0.30 A	4	1/20	09 136 820 212367
DFS 4 040-4/0,50-F	I Δ n = 0.50 A	4	1/20	09 137 820 212381
63 A				
DFS 4 063-4/0,03-F	I Δ n = 0.03 A	4	1/20	09 144 820 212404
DFS 4 063-4/0,10-F	I Δ n = 0.10 A	4	1/20	09 145 820 212428
DFS 4 063-4/0,30-F	I Δ n = 0.30 A	4	1/20	09 146 820 212442
DFS 4 063-4/0,50-F	I Δ n = 0.50 A	4	1/20	09 147 820 212466
80 A				
DFS 4 080-4/0,03-F	I Δ n = 0.03 A	4	1/20	09 154 820 212497
DFS 4 080-4/0,10-F	I Δ n = 0.10 A	4	1/20	09 155 820 212510
DFS 4 080-4/0,30-F	I Δ n = 0.30 A	4	1/20	09 156 820 212534
DFS 4 080-4/0,50-F	I Δ n = 0.50 A	4	1/20	09 157 820 212558
100 A				
DFS 4 100-4/0,03-F	I Δ n = 0.03 A	4	1/20	09 164 820 213111
DFS 4 100-4/0,10-F	I Δ n = 0.10 A	4	1/20	09 165 820 213135
DFS 4 100-4/0,30-F	I Δ n = 0.30 A	4	1/20	09 166 820 213159
DFS 4 100-4/0,50-F	I Δ n = 0.50 A	4	1/20	09 167 820 213173
125 A				
DFS 4 125-4/0,03-F	I Δ n = 0.03 A	4	1/20	09 174 820 213197
DFS 4 125-4/0,10-F	I Δ n = 0.10 A	4	1/20	09 175 820 213210
DFS 4 125-4/0,30-F	I Δ n = 0.30 A	4	1/20	09 176 820 213234
DFS 4 125-4/0,50-F	I Δ n = 0.50 A	4	1/20	09 177 820 213258

All devices are also available in HD design and with right-hand neutral conductor (see info pages).


Accessories: Auxiliary Switches DHi, Restart locking facilities WES, Clamp covers KA, Software BS DLS/DFS, Information stickers HAS, Automatic reclosing devices DFA

Type F



Residual current circuit-breakers DFS 4 F EV, 4-pole

sensitive to residual currents Type F, short-time delayed, lightning resistant, with DC tripping threshold 6 mA, for electromobility



25 A				
DFS 4 025-4/0,03-F EV	I Δ n = 0.03 A	4	1/20	09 124 814 242944
40 A				
DFS 4 040-4/0,03-F EV	I Δ n = 0.03 A	4	1/20	09 134 814 243002
63 A				
DFS 4 063-4/0,03-F EV	I Δ n = 0.03 A	4	1/20	09 144 814 242968
80 A				
DFS 4 080-4/0,03-F EV	I Δ n = 0.03 A	4	1/20	09 154 814 242982

All devices are also available in HD design and with right-hand neutral conductor (see info pages).

Accessories: Auxiliary Switches DHi, Restart locking facilities WES, Clamp covers KA, Software BS DLS/DFS, Information stickers HAS, Automatic reclosing devices DFA

Residual current circuit-breakers (RCCB)


mod. pack. Article No. EAN
widths units (4014712...)

Type F



Residual current circuit-breakers DFS 4 F EV HD, 4-pole

sensitive to residual currents Type F, short-time delayed, lightning resistant, with DC tripping threshold 6 mA, for electromobility, for harsh environments



25 A	40 A	63 A	80 A
DFS 4 025-4/0,03-F EV HD I Δ n = 0.03 A	DFS 4 040-4/0,03-F EV HD I Δ n = 0.03 A	DFS 4 063-4/0,03-F EV HD I Δ n = 0.03 A	DFS 4 080-4/0,03-F EV HD I Δ n = 0.03 A
NEW	NEW	NEW	NEW
4 1/20 09 124 814HD 246607	4 1/20 09 134 814HD 246584	4 1/20 09 144 814HD 246560	4 1/20 09 154 814HD 246546

All devices are also available in HD design and with right-hand neutral conductor (see info pages).

Accessories: Auxiliary Switches DHi, Restart locking facilities WES, Clamp covers KA, Software BS DLS/DFS, Information stickers HAS, Automatic reclosing devices DFA

Type F



Residual current circuit-breakers DFS 2 F Audio, 2-pole

sensitive to residual currents Type F, short-time delayed, lightning resistant



25 A	40 A
DFS 2 025-2/0,03-F Audio I Δ n = 0.03 A	DFS 2 040-2/0,03-F Audio I Δ n = 0.03 A
2 1/40 09 124 046 242807	2 1/40 09 134 046 242838

Extremely low-impedance design for high-quality audiophile components, reduced loss of sound.


Accessories: Auxiliary Switches DHi, Restart locking facilities WES, Clamp covers KA, Software BS DLS/DFS, Information stickers HAS, Automatic reclosing devices DFA

Type F



Residual current circuit-breakers DFS 4 F Audio, 4-pole

sensitive to residual currents Type F, short-time delayed, lightning resistant



40 A	63 A
DFS 4 040-4/0,03-F Audio I Δ n = 0.03 A	DFS 4 063-4/0,03-F Audio I Δ n = 0.03 A
4 1/20 09 134 846 242852	4 1/20 09 144 846 242876

Extremely low-impedance design for high-quality audiophile components, reduced loss of sound.

Accessories: Auxiliary Switches DHi, Restart locking facilities WES, Clamp covers KA, Software BS DLS/DFS, Information stickers HAS, Automatic reclosing devices DFA

Residual current circuit-breakers (RCCB)


mod. pack. Article No. EAN
widths units (4014712...)

Type B



Residual current circuit-breakers DFS 2 B SK, 2-pole

AC/DC sensitive type B, for installations with frequency inverters, UPS devices etc, increased surge-current resistant, short-time delayed, lightning resistant



16 A

DFS 2 016-2/0,03-B SK	$I_{\Delta n} = 0.03 \text{ A}$	NEW	2	1/40	09 114 598	241763
DFS 2 016-2/0,10-B SK	$I_{\Delta n} = 0.10 \text{ A}$	NEW	2	1/40	09 115 598	244849
DFS 2 016-2/0,30-B SK	$I_{\Delta n} = 0.30 \text{ A}$	NEW	2	1/40	09 116 598	242586

25 A

DFS 2 025-2/0,03-B SK	$I_{\Delta n} = 0.03 \text{ A}$	NEW	2	1/40	09 124 598	241749
DFS 2 025-2/0,10-B SK	$I_{\Delta n} = 0.10 \text{ A}$	NEW	2	1/40	09 125 598	244863
DFS 2 025-2/0,30-B SK	$I_{\Delta n} = 0.30 \text{ A}$	NEW	2	1/40	09 126 598	241640

40 A

DFS 2 040-2/0,03-B SK	$I_{\Delta n} = 0.03 \text{ A}$	NEW	2	1/40	09 134 598	241725
DFS 2 040-2/0,10-B SK	$I_{\Delta n} = 0.10 \text{ A}$	NEW	2	1/40	09 135 598	244887
DFS 2 040-2/0,30-B SK	$I_{\Delta n} = 0.30 \text{ A}$	NEW	2	1/40	09 136 598	241664

63 A

DFS 2 063-2/0,03-B SK	$I_{\Delta n} = 0.03 \text{ A}$	NEW	2	1/40	09 144 598	241701
DFS 2 063-2/0,10-B SK	$I_{\Delta n} = 0.10 \text{ A}$	NEW	2	1/40	09 145 598	244900
DFS 2 063-2/0,30-B SK	$I_{\Delta n} = 0.30 \text{ A}$	NEW	2	1/40	09 146 598	241688

80 A

DFS 2 080-2/0,03-B SK	$I_{\Delta n} = 0.03 \text{ A}$	NEW	2	1/40	09 154 598	243040
DFS 2 080-2/0,10-B SK	$I_{\Delta n} = 0.10 \text{ A}$	NEW	2	1/40	09 155 598	244924
DFS 2 080-2/0,30-B SK	$I_{\Delta n} = 0.30 \text{ A}$	NEW	2	1/40	09 156 598	243026

Tripping frequency up to 150 kHz, compared to DFS 2/4 B NK raised tripping threshold of 3 A for frequencies > 1 kHz, limit non-response time 10 ms. All devices are also available in HD design (see info pages).

Accessories: Auxiliary Switches DHi, Restart locking facilities WES, Clamp covers KA, Software BS DLS/DFS, Information stickers HAS, Automatic reclosing devices DFA

Residual current circuit-breakers (RCCB)

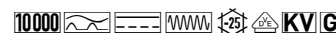
mod. pack. Article No. EAN
widths units (4014712...)

Type B



Residual current circuit-breakers DFS 4 B SK, 2-pole

AC/DC sensitive type B, for installations with frequency inverters, UPS devices etc, increased surge-current resistant, short-time delayed, lightning resistant



16 A							
DFS 4 016-2/0,03-B SK	I Δ n = 0.03 A	4	1/20	09 114 698	153103		
DFS 4 016-2/0,10-B SK	I Δ n = 0.10 A	4	1/20	09 115 698	153127		
DFS 4 016-2/0,30-B SK	I Δ n = 0.30 A	4	1/20	09 116 698	153141		
DFS 4 016-2/0,50-B SK	I Δ n = 0.50 A	4	1/20	09 117 698	153165		
25 A							
DFS 4 025-2/0,03-B SK	I Δ n = 0.03 A	4	1/20	09 124 698	153189		
DFS 4 025-2/0,10-B SK	I Δ n = 0.10 A	4	1/20	09 125 698	153202		
DFS 4 025-2/0,30-B SK	I Δ n = 0.30 A	4	1/20	09 126 698	153226		
DFS 4 025-2/0,50-B SK	I Δ n = 0.50 A	4	1/20	09 127 698	153240		
40 A							
DFS 4 040-2/0,03-B SK	I Δ n = 0.03 A	4	1/20	09 134 698	155398		
DFS 4 040-2/0,10-B SK	I Δ n = 0.10 A	4	1/20	09 135 698	155411		
DFS 4 040-2/0,30-B SK	I Δ n = 0.30 A	4	1/20	09 136 698	155435		
DFS 4 040-2/0,50-B SK	I Δ n = 0.50 A	4	1/20	09 137 698	155459		
63 A							
DFS 4 063-2/0,03-B SK	I Δ n = 0.03 A	4	1/20	09 144 698	157071		
DFS 4 063-2/0,10-B SK	I Δ n = 0.10 A	4	1/20	09 145 698	157415		
DFS 4 063-2/0,30-B SK	I Δ n = 0.30 A	4	1/20	09 146 698	157439		
DFS 4 063-2/0,50-B SK	I Δ n = 0.50 A	4	1/20	09 147 698	157453		
80 A							
DFS 4 080-2/0,03-B SK	I Δ n = 0.03 A	4	1/20	09 154 698	157477		
DFS 4 080-2/0,10-B SK	I Δ n = 0.10 A	4	1/20	09 155 698	157491		
DFS 4 080-2/0,30-B SK	I Δ n = 0.30 A	4	1/20	09 156 698	157514		
DFS 4 080-2/0,50-B SK	I Δ n = 0.50 A	4	1/20	09 157 698	157538		
100 A							
DFS 4 100-2/0,03-B SK	I Δ n = 0.03 A	4	1/20	09 164 698	157552		
DFS 4 100-2/0,10-B SK	I Δ n = 0.10 A	4	1/20	09 165 698	157576		
DFS 4 100-2/0,30-B SK	I Δ n = 0.30 A	4	1/20	09 166 698	158146		
DFS 4 100-2/0,50-B SK	I Δ n = 0.50 A	4	1/20	09 167 698	157590		
125 A							
DFS 4 125-2/0,03-B SK	I Δ n = 0.03 A	4	1/20	09 174 698	153066		
DFS 4 125-2/0,10-B SK	I Δ n = 0.10 A	4	1/20	09 175 698	157613		
DFS 4 125-2/0,30-B SK	I Δ n = 0.30 A	4	1/20	09 176 698	157637		
DFS 4 125-2/0,50-B SK	I Δ n = 0.50 A	4	1/20	09 177 698	157651		

Tripping frequency up to 150 kHz, compared to DFS 2/4 B NK raised tripping threshold of 3 A for frequencies > 1 kHz, limit non-response time 10 ms. All devices are also available in HD design (see info pages).

Accessories: Auxiliary Switches DHi, Restart locking facilities WES, Clamp covers KA, Software BS DLS/DFS, Information stickers HAS, Automatic reclosing devices DFA

Residual current circuit-breakers (RCCB)


mod. pack. Article No. EAN
widths units (4014712...)

Type B



Residual current circuit-breakers DFS 4 B SK, 4-pole

AC/DC sensitive type B, for installations with frequency inverters, UPS devices etc, increased surge-current resistant, short-time delayed, lightning resistant



16 A

DFS 4 016-4/0,03-B SK	I Δ n = 0.03 A	4	1/20	09 114 998	148383
DFS 4 016-4/0,10-B SK	I Δ n = 0.10 A	4	1/20	09 115 998	148406
DFS 4 016-4/0,30-B SK	I Δ n = 0.30 A	4	1/20	09 116 998	148420
DFS 4 016-4/0,50-B SK	I Δ n = 0.50 A	4	1/20	09 117 998	148444

25 A

DFS 4 025-4/0,03-B SK	I Δ n = 0.03 A	4	1/20	09 124 998	148468
DFS 4 025-4/0,10-B SK	I Δ n = 0.10 A	4	1/20	09 125 998	148482
DFS 4 025-4/0,30-B SK	I Δ n = 0.30 A	4	1/20	09 126 998	148505
DFS 4 025-4/0,50-B SK	I Δ n = 0.50 A	4	1/20	09 127 998	148529

40 A

DFS 4 040-4/0,03-B SK	I Δ n = 0.03 A	4	1/20	09 134 998	148543
DFS 4 040-4/0,10-B SK	I Δ n = 0.10 A	4	1/20	09 135 998	148567
DFS 4 040-4/0,30-B SK	I Δ n = 0.30 A	4	1/20	09 136 998	148581
DFS 4 040-4/0,50-B SK	I Δ n = 0.50 A	4	1/20	09 137 998	148604

63 A

DFS 4 063-4/0,03-B SK	I Δ n = 0.03 A	4	1/20	09 144 998	148628
DFS 4 063-4/0,10-B SK	I Δ n = 0.10 A	4	1/20	09 145 998	148642
DFS 4 063-4/0,30-B SK	I Δ n = 0.30 A	4	1/20	09 146 998	148666
DFS 4 063-4/0,50-B SK	I Δ n = 0.50 A	4	1/20	09 147 998	148680

80 A

DFS 4 080-4/0,03-B SK	I Δ n = 0.03 A	4	1/20	09 154 998	148703
DFS 4 080-4/0,10-B SK	I Δ n = 0.10 A	4	1/20	09 155 998	148727
DFS 4 080-4/0,30-B SK	I Δ n = 0.30 A	4	1/20	09 156 998	148741
DFS 4 080-4/0,50-B SK	I Δ n = 0.50 A	4	1/20	09 157 998	148765

100 A

DFS 4 100-4/0,03-B SK	I Δ n = 0.03 A	4	1/20	09 164 998	148789
DFS 4 100-4/0,10-B SK	I Δ n = 0.10 A	4	1/20	09 165 998	148802
DFS 4 100-4/0,30-B SK	I Δ n = 0.30 A	4	1/20	09 166 998	148826
DFS 4 100-4/0,50-B SK	I Δ n = 0.50 A	4	1/20	09 167 998	148840

125 A

DFS 4 125-4/0,03-B SK	I Δ n = 0.03 A	4	1/20	09 174 998	149359
DFS 4 125-4/0,10-B SK	I Δ n = 0.10 A	4	1/20	09 175 998	149373
DFS 4 125-4/0,30-B SK	I Δ n = 0.30 A	4	1/20	09 176 998	148864
DFS 4 125-4/0,50-B SK	I Δ n = 0.50 A	4	1/20	09 177 998	148888

Tripping current frequency response up to 150 kHz, higher tripping threshold of ≥ 2 A compared to DFS 4 B NK for frequencies > 1 kHz, non-response lag time 10 ms. All devices are also available in HD design and up to 80 A with right-hand neutral conductor (see info pages).

Accessories: Auxiliary Switches DHi, Restart locking facilities WES, Clamp covers KA, Software BS DLS/DFS, Information stickers HAS, Automatic reclosing devices DFA

Residual current circuit-breakers (RCCB)

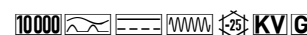
mod. pack. Article No. EAN
widths units (4014712...)

Type B



Residual current circuit-breakers DFS 4 B SK MI, 4-pole

AC/DC sensitive type B, increased surge-current resistant, short-time delayed, lightning resistant, for mobile installations



Rating	Model	$I_{\Delta n}$	widths	units	Article No.	EAN
16 A	DFS 4 016-4/0,03-B SK MI	$I_{\Delta n} = 0.03 \text{ A}$	4	1/20	09 114 892	223592
25 A	DFS 4 025-4/0,03-B SK MI	$I_{\Delta n} = 0.03 \text{ A}$	4	1/20	09 124 892	223615
40 A	DFS 4 040-4/0,03-B SK MI	$I_{\Delta n} = 0.03 \text{ A}$	4	1/20	09 134 892	223639
63 A	DFS 4 063-4/0,03-B SK MI	$I_{\Delta n} = 0.03 \text{ A}$	4	1/20	09 144 892	223653

Tripping current frequency response up to 150 kHz, higher tripping threshold of 2 A compared to DFS 4 B NK for frequencies > 1 kHz, non-response lag time 10 ms, with DC tripping threshold 6 mA. All devices are also available in HD design and with right-hand neutral conductor (see info pages).

Accessories: Auxiliary Switches DHi, Restart locking facilities WES, Clamp covers KA, Software BS DLS/DFS, Information stickers HAS, Automatic reclosing devices DFA

Type B



Residual current circuit-breakers DFS 4 B SK S, 4-pole

AC/DC sensitive type B, for installations with frequency inverters, UPS devices etc, increased surge-current resistant, lightning resistant, selective



Rating	Model	$I_{\Delta n}$	widths	units	Article No.	EAN
40 A	DFS 4 040-4/0,30-B SK S	$I_{\Delta n} = 0.30 \text{ A}$	4	1/20	09 136 999	149397
	DFS 4 040-4/0,50-B SK S	$I_{\Delta n} = 0.50 \text{ A}$	4	1/20	09 137 999	149410
63 A	DFS 4 063-4/0,30-B SK S	$I_{\Delta n} = 0.30 \text{ A}$	4	1/20	09 146 999	149434
	DFS 4 063-4/0,50-B SK S	$I_{\Delta n} = 0.50 \text{ A}$	4	1/20	09 147 999	149458
80 A	DFS 4 080-4/0,30-B SK S	$I_{\Delta n} = 0.30 \text{ A}$	4	1/20	09 156 999	149472
	DFS 4 080-4/0,50-B SK S	$I_{\Delta n} = 0.50 \text{ A}$	4	1/20	09 157 999	149496
100 A	DFS 4 100-4/0,30-B SK S	$I_{\Delta n} = 0.30 \text{ A}$	4	1/20	09 166 999	149519
	DFS 4 100-4/0,50-B SK S	$I_{\Delta n} = 0.50 \text{ A}$	4	1/20	09 167 999	149533
125 A	DFS 4 125-4/0,30-B SK S	$I_{\Delta n} = 0.30 \text{ A}$	4	1/20	09 176 999	149557
	DFS 4 125-4/0,50-B SK S	$I_{\Delta n} = 0.50 \text{ A}$	4	1/20	09 177 999	149571

Tripping frequency up to 150 kHz, compared to DFS 4 B NK raised tripping threshold of 2 A for frequencies > 1 kHz, limit non-response time 10 ms. All devices are also available in HD design and up to 80 A with right-hand neutral conductor (see info pages).

Accessories: Auxiliary Switches DHi, Restart locking facilities WES, Clamp covers KA, Software BS DLS/DFS, Information stickers HAS, Automatic reclosing devices DFA

Residual current circuit-breakers (RCCB)

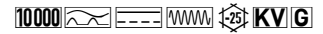
mod. pack. Article No. EAN
widths units (4014712...)

Type B



Residual current circuit-breakers DFS 4 B SK V, 4-pole

AC/DC sensitive type B, for installations with frequency inverters, UPS devices etc, increased surge-current resistant, short-time delayed, lightning resistant, for special voltages 500 V



16 A

DFS 4 016-4/0,03-B SK V500	I Δ n = 0.03 A	4	1/20	09 114 984	156197
DFS 4 016-4/0,10-B SK V500	I Δ n = 0.10 A	4	1/20	09 115 984	156210
DFS 4 016-4/0,30-B SK V500	I Δ n = 0.30 A	4	1/20	09 116 984	156234
DFS 4 016-4/0,50-B SK V500	I Δ n = 0.50 A	4	1/20	09 117 984	156258

25 A

DFS 4 025-4/0,03-B SK V500	I Δ n = 0.03 A	4	1/20	09 124 984	156272
DFS 4 025-4/0,10-B SK V500	I Δ n = 0.10 A	4	1/20	09 125 984	156296
DFS 4 025-4/0,30-B SK V500	I Δ n = 0.30 A	4	1/20	09 126 984	156319
DFS 4 025-4/0,50-B SK V500	I Δ n = 0.50 A	4	1/20	09 127 984	156333

40 A

DFS 4 040-4/0,03-B SK V500	I Δ n = 0.03 A	4	1/20	09 134 984	156357
DFS 4 040-4/0,10-B SK V500	I Δ n = 0.10 A	4	1/20	09 135 984	156371
DFS 4 040-4/0,30-B SK V500	I Δ n = 0.30 A	4	1/20	09 136 984	156395
DFS 4 040-4/0,50-B SK V500	I Δ n = 0.50 A	4	1/20	09 137 984	156418

63 A

DFS 4 063-4/0,03-B SK V500	I Δ n = 0.03 A	4	1/20	09 144 984	154421
DFS 4 063-4/0,10-B SK V500	I Δ n = 0.10 A	4	1/20	09 145 984	156432
DFS 4 063-4/0,30-B SK V500	I Δ n = 0.30 A	4	1/20	09 146 984	156456
DFS 4 063-4/0,50-B SK V500	I Δ n = 0.50 A	4	1/20	09 147 984	156470

80 A

DFS 4 080-4/0,03-B SK V500	I Δ n = 0.03 A	4	1/20	09 154 984	156494
DFS 4 080-4/0,10-B SK V500	I Δ n = 0.10 A	4	1/20	09 155 984	156517
DFS 4 080-4/0,30-B SK V500	I Δ n = 0.30 A	4	1/20	09 156 984	156531
DFS 4 080-4/0,50-B SK V500	I Δ n = 0.50 A	4	1/20	09 157 984	156555

100 A

DFS 4 100-4/0,03-B SK V500	I Δ n = 0.03 A	4	1/20	09 164 984	156579
DFS 4 100-4/0,10-B SK V500	I Δ n = 0.10 A	4	1/20	09 165 984	156593
DFS 4 100-4/0,30-B SK V500	I Δ n = 0.30 A	4	1/20	09 166 984	156616
DFS 4 100-4/0,50-B SK V500	I Δ n = 0.50 A	4	1/20	09 167 984	156630

125 A

DFS 4 125-4/0,03-B SK V500	I Δ n = 0.03 A	4	1/20	09 174 984	158634
DFS 4 125-4/0,10-B SK V500	I Δ n = 0.10 A	4	1/20	09 175 984	156654
DFS 4 125-4/0,30-B SK V500	I Δ n = 0.30 A	4	1/20	09 176 984	156678
DFS 4 125-4/0,50-B SK V500	I Δ n = 0.50 A	4	1/20	09 177 984	156692

Tripping current frequency response up to 150 kHz, higher tripping threshold of 2 A compared to DFS 4 B NK for frequencies > 1 kHz, non-response lag time 10 ms. All devices are also available in HD design and up to 80 A with right-hand neutral conductor (see info pages).

Accessories: Auxiliary Switches DHi, Restart locking facilities WES, Clamp covers KA, Software BS DLS/DFS, Information stickers HAS, Automatic reclosing devices DFA

Residual current circuit-breakers (RCCB)

mod. pack. Article No. EAN
widths units (4014712...)

Type B



Residual current circuit-breakers DFS 4 B SK S V, 4-pole

AC/DC sensitive type B, for installations with frequency inverters, UPS devices etc, increased surge-current resistant, lightning resistant, selective, for special voltages 500 V



Rating (A)	Model	$I_{\Delta n}$ (A)	Width (mm)	Pack. units	Article No.	EAN
40 A	DFS 4 040-4/0,30-B SK S V500	0.30 A	4	1/20	09 136 982	156715
	DFS 4 040-4/0,50-B SK S V500	0.50 A	4	1/20	09 137 982	156739
63 A	DFS 4 063-4/0,30-B SK S V500	0.30 A	4	1/20	09 146 982	156753
	DFS 4 063-4/0,50-B SK S V500	0.50 A	4	1/20	09 147 982	156777
80 A	DFS 4 080-4/0,30-B SK S V500	0.30 A	4	1/20	09 156 982	156791
	DFS 4 080-4/0,50-B SK S V500	0.50 A	4	1/20	09 157 982	156814
100 A	DFS 4 100-4/0,30-B SK S V500	0.30 A	4	1/20	09 166 982	156838
	DFS 4 100-4/0,50-B SK S V500	0.50 A	4	1/20	09 167 982	156852
125 A	DFS 4 125-4/0,30-B SK S V500	0.30 A	4	1/20	09 176 982	156876
	DFS 4 125-4/0,50-B SK S V500	0.50 A	4	1/20	09 177 982	156890

Tripping frequency up to 150 kHz, compared to DFS 4 B NK raised tripping threshold of 2 A for frequencies > 1 kHz, limit non-response time 10 ms. All devices are also available in HD design and up to 80 A with right-hand neutral conductor (see info pages). Other voltages on request.

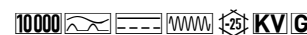
Accessories: Auxiliary Switches DHi, Restart locking facilities WES, Clamp covers KA, Software BS DLS/DFS, Information stickers HAS, Automatic reclosing devices DFA

Type B



Residual current circuit-breakers DFS 4 B SK NA, 4-pole

AC/DC sensitive type B, increased surge-current resistant, short-time delayed, lightning resistant, emergency stop function



Rating (A)	Model	$I_{\Delta n}$ (A)	Width (mm)	Pack. units	Article No.	EAN
16 A	DFS 4 016-4/0,03-B SK NA	0.03 A	4.5	1/10	09 114 861	224094
25 A	DFS 4 025-4/0,03-B SK NA	0.03 A	4.5	1/10	09 124 861	224117
40 A	DFS 4 040-4/0,03-B SK NA	0.03 A	4.5	1/10	09 134 861	224124
63 A	DFS 4 063-4/0,03-B SK NA	0.03 A	4.5	1/10	09 144 861	224148

Tripping frequency up to 150 kHz, compared to DFS 4 B NK raised tripping threshold of 2 A for frequencies > 1 kHz, limit non-response time 10 ms. All devices are also available in HD design and with right-hand neutral conductor (see info pages).

Accessories: Restart locking facilities WES, Clamp covers KA, Software BS DLS/DFS, Information stickers HAS

Residual current circuit-breakers (RCCB)

mod. pack. Article No. EAN
widths units (4014712...)

Type B+



Residual current circuit-breakers DFS 4 B+, 2-pole

AC/DC sensitive type B+, for installations with frequency inverters, UPS devices etc, increased surge-current resistant, short-time delayed, lightning resistant, fire prevention up to 20 kHz



16 A

DFS 4 016-2/0,03-B+	I Δ n = 0.03 A	4	1/20	09 114 095	203532
DFS 4 016-2/0,10-B+	I Δ n = 0.10 A	4	1/20	09 115 095	203556
DFS 4 016-2/0,30-B+	I Δ n = 0.30 A	4	1/20	09 116 095	203570

25 A

DFS 4 025-2/0,03-B+	I Δ n = 0.03 A	4	1/20	09 124 095	203594
DFS 4 025-2/0,10-B+	I Δ n = 0.10 A	4	1/20	09 125 095	203617
DFS 4 025-2/0,30-B+	I Δ n = 0.30 A	4	1/20	09 126 095	203631

40 A

DFS 4 040-2/0,03-B+	I Δ n = 0.03 A	4	1/20	09 134 095	203655
DFS 4 040-2/0,10-B+	I Δ n = 0.10 A	4	1/20	09 135 095	203679
DFS 4 040-2/0,30-B+	I Δ n = 0.30 A	4	1/20	09 136 095	203693

63 A

DFS 4 063-2/0,03-B+	I Δ n = 0.03 A	4	1/20	09 144 095	203716
DFS 4 063-2/0,10-B+	I Δ n = 0.10 A	4	1/20	09 145 095	203730
DFS 4 063-2/0,30-B+	I Δ n = 0.30 A	4	1/20	09 146 095	203754

80 A

DFS 4 080-2/0,03-B+	I Δ n = 0.03 A	4	1/20	09 154 095	203778
DFS 4 080-2/0,10-B+	I Δ n = 0.10 A	4	1/20	09 155 095	203792
DFS 4 080-2/0,30-B+	I Δ n = 0.30 A	4	1/20	09 156 095	203815

100 A

DFS 4 100-2/0,03-B+	I Δ n = 0.03 A	4	1/20	09 164 095	203839
DFS 4 100-2/0,10-B+	I Δ n = 0.10 A	4	1/20	09 165 095	203853
DFS 4 100-2/0,30-B+	I Δ n = 0.30 A	4	1/20	09 166 095	203877

125 A

DFS 4 125-2/0,03-B+	I Δ n = 0.03 A	4	1/20	09 174 095	203891
DFS 4 125-2/0,10-B+	I Δ n = 0.10 A	4	1/20	09 175 095	203914
DFS 4 125-2/0,30-B+	I Δ n = 0.30 A	4	1/20	09 176 095	203938

Tripping current frequency response up to 20 kHz, higher tripping threshold of 420 mA compared to DFS 4 B NK, non-response lag time 10 ms. All devices are also available in HD design (see info pages).

Accessories: Auxiliary Switches DHi, Restart locking facilities WES, Clamp covers KA, Software BS DLS/DFS, Information stickers HAS, Automatic reclosing devices DFA

Residual current circuit-breakers (RCCB)


mod. pack. Article No. EAN
widths units (4014712...)

Type B+



Residual current circuit-breakers DFS 4 B+, 4-pole

AC/DC sensitive type B+, for installations with frequency inverters, UPS devices etc, increased surge-current resistant, short-time delayed, lightning resistant, fire prevention up to 20 kHz



16 A					
DFS 4 016-4/0,03-B+	I Δ n = 0.03 A	4	1/20	09 114 895	203112
DFS 4 016-4/0,10-B+	I Δ n = 0.10 A	4	1/20	09 115 895	203136
DFS 4 016-4/0,30-B+	I Δ n = 0.30 A	4	1/20	09 116 895	203150
25 A					
DFS 4 025-4/0,03-B+	I Δ n = 0.03 A	4	1/20	09 124 895	203174
DFS 4 025-4/0,10-B+	I Δ n = 0.10 A	4	1/20	09 125 895	203198
DFS 4 025-4/0,30-B+	I Δ n = 0.30 A	4	1/20	09 126 895	203211
40 A					
DFS 4 040-4/0,03-B+	I Δ n = 0.03 A	4	1/20	09 134 895	203235
DFS 4 040-4/0,10-B+	I Δ n = 0.10 A	4	1/20	09 135 895	203259
DFS 4 040-4/0,30-B+	I Δ n = 0.30 A	4	1/20	09 136 895	203273
63 A					
DFS 4 063-4/0,03-B+	I Δ n = 0.03 A	4	1/20	09 144 895	203297
DFS 4 063-4/0,10-B+	I Δ n = 0.10 A	4	1/20	09 145 895	203310
DFS 4 063-4/0,30-B+	I Δ n = 0.30 A	4	1/20	09 146 895	203334
80 A					
DFS 4 080-4/0,03-B+	I Δ n = 0.03 A	4	1/20	09 154 895	203358
DFS 4 080-4/0,10-B+	I Δ n = 0.10 A	4	1/20	09 155 895	203372
DFS 4 080-4/0,30-B+	I Δ n = 0.30 A	4	1/20	09 156 895	203396
100 A					
DFS 4 100-4/0,03-B+	I Δ n = 0.03 A	4	1/20	09 164 895	203419
DFS 4 100-4/0,10-B+	I Δ n = 0.10 A	4	1/20	09 165 895	203433
DFS 4 100-4/0,30-B+	I Δ n = 0.30 A	4	1/20	09 166 895	203457
125 A					
DFS 4 125-4/0,03-B+	I Δ n = 0.03 A	4	1/20	09 174 895	203471
DFS 4 125-4/0,10-B+	I Δ n = 0.10 A	4	1/20	09 175 895	203495
DFS 4 125-4/0,30-B+	I Δ n = 0.30 A	4	1/20	09 176 895	203518

Tripping current frequency response up to 20 kHz, higher tripping threshold of 420 mA compared to DFS 4 B NK, non-response lag time 10 ms. All devices are also available in HD design and up to 80 A with right-hand neutral conductor (see info pages).


Accessories: Auxiliary Switches DHi, Restart locking facilities WES, Clamp covers KA, Software BS DLS/DFS, Information stickers HAS, Automatic reclosing devices DFA

Type B+



Residual current circuit-breakers DFS 4 B+ MI, 4-pole

AC/DC sensitive type B+, for mobile installations



16 A					
DFS 4 016-4/0,03-B+ MI	I Δ n = 0.03 A	4	1/20	09 114 889	217966
25 A					
DFS 4 025-4/0,03-B+ MI	I Δ n = 0.03 A	4	1/20	09 124 889	217980
40 A					
DFS 4 040-4/0,03-B+ MI	I Δ n = 0.03 A	4	1/20	09 134 889	218000
63 A					
DFS 4 063-4/0,03-B+ MI	I Δ n = 0.03 A	4	1/20	09 144 889	218024

Tripping current frequency response up to 20 kHz, higher tripping threshold of 420 mA compared to DFS 4 B NK, non-response lag time 10 ms, with DC tripping threshold 6 mA. All devices are also available in HD design and with right-hand neutral conductor (see info pages).

Accessories: Auxiliary Switches DHi, Restart locking facilities WES, Clamp covers KA, Software BS DLS/DFS, Information stickers HAS, Automatic reclosing devices DFA

Residual current circuit-breakers (RCCB)

mod. pack. Article No. EAN
widths units (4014712...)

Type B



Residual current circuit-breakers DFS 2 B NK, 2-pole

AC/DC sensitive type B, for installations with PV inverters, UPS devices etc, increased surge-current resistant, short-time delayed, lightning resistant, fire prevention up to 150 kHz



16 A

DFS 2 016-2/0,03-B NK	$I_{\Delta n} = 0.03 \text{ A}$	NEW	2	1/40	09 114 595	242609
DFS 2 016-2/0,10-B NK	$I_{\Delta n} = 0.10 \text{ A}$	NEW	2	1/40	09 115 595	244740
DFS 2 016-2/0,30-B NK	$I_{\Delta n} = 0.30 \text{ A}$	NEW	2	1/40	09 116 595	242746

25 A

DFS 2 025-2/0,03-B NK	$I_{\Delta n} = 0.03 \text{ A}$	NEW	2	1/40	09 124 595	242623
DFS 2 025-2/0,10-B NK	$I_{\Delta n} = 0.10 \text{ A}$	NEW	2	1/40	09 125 595	244764
DFS 2 025-2/0,30-B NK	$I_{\Delta n} = 0.30 \text{ A}$	NEW	2	1/40	09 126 595	242722

40 A

DFS 2 040-2/0,03-B NK	$I_{\Delta n} = 0.03 \text{ A}$	NEW	2	1/40	09 134 595	242647
DFS 2 040-2/0,10-B NK	$I_{\Delta n} = 0.10 \text{ A}$	NEW	2	1/40	09 135 595	244788
DFS 2 040-2/0,30-B NK	$I_{\Delta n} = 0.30 \text{ A}$	NEW	2	1/40	09 136 595	242708

63 A

DFS 2 063-2/0,03-B NK	$I_{\Delta n} = 0.03 \text{ A}$	NEW	2	1/40	09 144 595	242661
DFS 2 063-2/0,10-B NK	$I_{\Delta n} = 0.10 \text{ A}$	NEW	2	1/40	09 145 595	244801
DFS 2 063-2/0,30-B NK	$I_{\Delta n} = 0.30 \text{ A}$	NEW	2	1/40	09 146 595	242685

80 A

DFS 2 080-2/0,03-B NK	$I_{\Delta n} = 0.03 \text{ A}$	NEW	2	1/40	09 154 595	243064
DFS 2 080-2/0,10-B NK	$I_{\Delta n} = 0.10 \text{ A}$	NEW	2	1/40	09 155 595	244825
DFS 2 080-2/0,30-B NK	$I_{\Delta n} = 0.30 \text{ A}$	NEW	2	1/40	09 156 595	243088

Tripping frequency range with extended frequency range up to 150 kHz at max. tripping current of 300 mA, limit non-response time 10 ms. All devices are also available in HD design (see info pages).

Accessories: Auxiliary Switches DHi, Restart locking facilities WES, Clamp covers KA, Software BS DLS/DFS, Information stickers HAS, Automatic reclosing devices DFA

Residual current circuit-breakers (RCCB)


Type B



Residual current circuit-breakers DFS 4 B NK, 2-pole

AC/DC sensitive type B, for installations with PV inverters, UPS devices etc, increased surge-current resistant, short-time delayed, lightning resistant, fire prevention up to 150 kHz

mod. pack. Article No. EAN
widths units (4014712...)



16 A

DFS 4 016-2/0,03-B NK	I Δ n = 0.03 A	4	1/20	09 114 695	153264
DFS 4 016-2/0,10-B NK	I Δ n = 0.10 A	4	1/20	09 115 695	153288
DFS 4 016-2/0,30-B NK	I Δ n = 0.30 A	4	1/20	09 116 695	153301

25 A

DFS 4 025-2/0,03-B NK	I Δ n = 0.03 A	4	1/20	09 124 695	153349
DFS 4 025-2/0,10-B NK	I Δ n = 0.10 A	4	1/20	09 125 695	153363
DFS 4 025-2/0,30-B NK	I Δ n = 0.30 A	4	1/20	09 126 695	153387

40 A

DFS 4 040-2/0,03-B NK	I Δ n = 0.03 A	4	1/20	09 134 695	155336
DFS 4 040-2/0,10-B NK	I Δ n = 0.10 A	4	1/20	09 135 695	155350
DFS 4 040-2/0,30-B NK	I Δ n = 0.30 A	4	1/20	09 136 695	153080

63 A

DFS 4 063-2/0,03-B NK	I Δ n = 0.03 A	4	1/20	09 144 695	157118
DFS 4 063-2/0,10-B NK	I Δ n = 0.10 A	4	1/20	09 145 695	157132
DFS 4 063-2/0,30-B NK	I Δ n = 0.30 A	4	1/20	09 146 695	157156

80 A

DFS 4 080-2/0,03-B NK	I Δ n = 0.03 A	4	1/20	09 154 695	157194
DFS 4 080-2/0,10-B NK	I Δ n = 0.10 A	4	1/20	09 155 695	157217
DFS 4 080-2/0,30-B NK	I Δ n = 0.30 A	4	1/20	09 156 695	157231

100 A

DFS 4 100-2/0,03-B NK	I Δ n = 0.03 A	4	1/20	09 164 695	157279
DFS 4 100-2/0,10-B NK	I Δ n = 0.10 A	4	1/20	09 165 695	157293
DFS 4 100-2/0,30-B NK	I Δ n = 0.30 A	4	1/20	09 166 695	157095

125 A

DFS 4 125-2/0,03-B NK	I Δ n = 0.03 A	4	1/20	09 174 695	157330
DFS 4 125-2/0,10-B NK	I Δ n = 0.10 A	4	1/20	09 175 695	157354
DFS 4 125-2/0,30-B NK	I Δ n = 0.30 A	4	1/20	09 176 695	157378

Tripping frequency range with extended frequency range up to 150 kHz at max. tripping current of 300 mA, limit non-response time 10 ms. All devices are also available in HD design (see info pages).

Accessories: Auxiliary Switches DHi, Restart locking facilities WES, Clamp covers KA, Software BS DLS/DFS, Information stickers HAS, Automatic reclosing devices DFA

Residual current circuit-breakers (RCCB)

mod. pack. Article No. EAN
widths units (4014712...)

Type B



Residual current circuit-breakers DFS 4 B NK, 4-pole

AC/DC sensitive type B, for installations with frequency inverters, UPS devices etc, increased surge-current resistant, short-time delayed, lightning resistant, fire prevention up to 150 kHz

10000 kHz

16 A

DFS 4 016-4/0,03-B NK	I Δ n = 0.03 A	4	1/20	09 114 995	139237
DFS 4 016-4/0,10-B NK	I Δ n = 0.10 A	4	1/20	09 115 995	139251
DFS 4 016-4/0,30-B NK	I Δ n = 0.30 A	4	1/20	09 116 995	139275

25 A

DFS 4 025-4/0,03-B NK	I Δ n = 0.03 A	4	1/20	09 124 995	139312
DFS 4 025-4/0,10-B NK	I Δ n = 0.10 A	4	1/20	09 125 995	139336
DFS 4 025-4/0,30-B NK	I Δ n = 0.30 A	4	1/20	09 126 995	139350

40 A

DFS 4 040-4/0,03-B NK	I Δ n = 0.03 A	4	1/20	09 134 995	139398
DFS 4 040-4/0,10-B NK	I Δ n = 0.10 A	4	1/20	09 135 995	139411
DFS 4 040-4/0,30-B NK	I Δ n = 0.30 A	4	1/20	09 136 995	139435

63 A

DFS 4 063-4/0,03-B NK	I Δ n = 0.03 A	4	1/20	09 144 995	139473
DFS 4 063-4/0,10-B NK	I Δ n = 0.10 A	4	1/20	09 145 995	139497
DFS 4 063-4/0,30-B NK	I Δ n = 0.30 A	4	1/20	09 146 995	139510

80 A

DFS 4 080-4/0,03-B NK	I Δ n = 0.03 A	4	1/20	09 154 995	139558
DFS 4 080-4/0,10-B NK	I Δ n = 0.10 A	4	1/20	09 155 995	139572
DFS 4 080-4/0,30-B NK	I Δ n = 0.30 A	4	1/20	09 156 995	139596

100 A

DFS 4 100-4/0,03-B NK	I Δ n = 0.03 A	4	1/20	09 164 995	139633
DFS 4 100-4/0,10-B NK	I Δ n = 0.10 A	4	1/20	09 165 995	139657
DFS 4 100-4/0,30-B NK	I Δ n = 0.30 A	4	1/20	09 166 995	139671

125 A

DFS 4 125-4/0,03-B NK	I Δ n = 0.03 A	4	1/20	09 174 995	144453
DFS 4 125-4/0,10-B NK	I Δ n = 0.10 A	4	1/20	09 175 995	144620
DFS 4 125-4/0,30-B NK	I Δ n = 0.30 A	4	1/20	09 176 995	139718

Tripping frequency range with extended frequency range up to 150 kHz at max. tripping current of 300 mA, limit non-response time 10 ms. All devices are also available in HD design and up to 80 A with right-hand neutral conductor (see info pages).

Accessories: Auxiliary Switches DHi, Restart locking facilities WES, Clamp covers KA, Software BS DLS/DFS, Information stickers HAS, Automatic reclosing devices DFA

Type B



Residual current circuit-breakers DFS 4 B NK S, 4-pole

AC/DC sensitive type B, for installations with frequency inverters, UPS devices etc, increased surge-current resistant, lightning resistant, fire prevention up to 150 kHz, selective

10000 kHz

40 A

DFS 4 040-4/0,30-B NK S	I Δ n = 0.30 A	4	1/20	09 136 979	205475
-------------------------	-----------------------	---	------	------------	--------

63 A

DFS 4 063-4/0,30-B NK S	I Δ n = 0.30 A	4	1/20	09 146 979	198357
-------------------------	-----------------------	---	------	------------	--------

80 A

DFS 4 080-4/0,30-B NK S	I Δ n = 0.30 A	4	1/20	09 156 979	205499
-------------------------	-----------------------	---	------	------------	--------

100 A

DFS 4 100-4/0,30-B NK S	I Δ n = 0.30 A	4	1/20	09 166 979	205512
-------------------------	-----------------------	---	------	------------	--------

125 A

DFS 4 125-4/0,30-B NK S	I Δ n = 0.30 A	4	1/20	09 176 979	161450
-------------------------	-----------------------	---	------	------------	--------

Tripping frequency range with extended frequency range up to 150 kHz at max. tripping current of 300 mA. All devices are also available in HD design and up to 80 A with right-hand neutral conductor (see info pages).

Accessories: Auxiliary Switches DHi, Restart locking facilities WES, Clamp covers KA, Software BS DLS/DFS, Information stickers HAS, Automatic reclosing devices DFA

Residual current circuit-breakers (RCCB), Distributors

mod. pack. Article No. EAN
widths units (4014712...)

Type B



Residual current circuit-breakers DFS 4 B NK V, 4-pole

AC/DC sensitive type B, for installations with frequency inverters, UPS devices etc, increased surge-current resistant, short-time delayed, lightning resistant, fire prevention up to 150 kHz, for special voltages 500 V



		4	1/20	09 114 983	155633
16 A					
DFS 4 016-4/0,03-B NK V500	$I_{\Delta n} = 0.03 \text{ A}$	4	1/20	09 114 983	155633
DFS 4 016-4/0,10-B NK V500	$I_{\Delta n} = 0.10 \text{ A}$	4	1/20	09 115 983	155657
DFS 4 016-4/0,30-B NK V500	$I_{\Delta n} = 0.30 \text{ A}$	4	1/20	09 116 983	155671
25 A					
DFS 4 025-4/0,03-B NK V500	$I_{\Delta n} = 0.03 \text{ A}$	4	1/20	09 124 983	155718
DFS 4 025-4/0,10-B NK V500	$I_{\Delta n} = 0.10 \text{ A}$	4	1/20	09 125 983	155732
DFS 4 025-4/0,30-B NK V500	$I_{\Delta n} = 0.30 \text{ A}$	4	1/20	09 126 983	155756
40 A					
DFS 4 040-4/0,03-B NK V500	$I_{\Delta n} = 0.03 \text{ A}$	4	1/20	09 134 983	155794
DFS 4 040-4/0,10-B NK V500	$I_{\Delta n} = 0.10 \text{ A}$	4	1/20	09 135 983	155817
DFS 4 040-4/0,30-B NK V500	$I_{\Delta n} = 0.30 \text{ A}$	4	1/20	09 136 983	155831
63 A					
DFS 4 063-4/0,03-B NK V500	$I_{\Delta n} = 0.03 \text{ A}$	4	1/20	09 144 983	155879
DFS 4 063-4/0,10-B NK V500	$I_{\Delta n} = 0.10 \text{ A}$	4	1/20	09 145 983	155893
DFS 4 063-4/0,30-B NK V500	$I_{\Delta n} = 0.30 \text{ A}$	4	1/20	09 146 983	155916
80 A					
DFS 4 080-4/0,03-B NK V500	$I_{\Delta n} = 0.03 \text{ A}$	4	1/20	09 154 983	155954
DFS 4 080-4/0,10-B NK V500	$I_{\Delta n} = 0.10 \text{ A}$	4	1/20	09 155 983	155978
DFS 4 080-4/0,30-B NK V500	$I_{\Delta n} = 0.30 \text{ A}$	4	1/20	09 156 983	155992
100 A					
DFS 4 100-4/0,03-B NK V500	$I_{\Delta n} = 0.03 \text{ A}$	4	1/20	09 164 983	156036
DFS 4 100-4/0,10-B NK V500	$I_{\Delta n} = 0.10 \text{ A}$	4	1/20	09 165 983	156050
DFS 4 100-4/0,30-B NK V500	$I_{\Delta n} = 0.30 \text{ A}$	4	1/20	09 166 983	156074
125 A					
DFS 4 125-4/0,03-B NK V500	$I_{\Delta n} = 0.03 \text{ A}$	4	1/20	09 174 983	156111
DFS 4 125-4/0,10-B NK V500	$I_{\Delta n} = 0.10 \text{ A}$	4	1/20	09 175 983	156135
DFS 4 125-4/0,30-B NK V500	$I_{\Delta n} = 0.30 \text{ A}$	4	1/20	09 176 983	156159

Tripping frequency response with extended frequency range up to 150 kHz at max. conventional tripping current of 300 mA, non-response lag time of 10 ms. All devices are also available in HD design and up to 80 A with right-hand neutral conductor (see info pages).

Accessories: Auxiliary Switches DHi, Restart locking facilities WES, Clamp covers KA, Software BS DLS/DFS, Information stickers HAS, Automatic reclosing devices DFA

Distributors DPB

mobile distribution board with full rubber housing and integrated residual current protection



DPB 16 01-100	16 A input, 16 A output	1	09 931 300	231030
DPB 32 01-010	32 A input, 32 A output	1	09 931 301	231047
DPB 32 01-110	input 32 A, output 16/32 A (changeable)	1	09 931 302	231054

The devices are fitted with DFS 4 B SK MI HD ($I_{\Delta n} = 0.03 \text{ A}$). Rated voltage 230 V, 400 V/ 50 Hz

Moulded case circuit-breakers (MCCB)

mod. pack. Article No. EAN
widths units (4014712...)

Moulded case circuit-breakers DMCCB fixed

Safe and reliable energy management, switching and control in industry, building automation and use of machinery



trip fixed

DMCCB 2 040-1-ESF	1-pole, 40 A, Ics = , Icu = 25 kA	SELLOUT	1	09 313 211	217386
DMCCB 2 063-1-ESF	1-pole, 63 A, Ics = , Icu = 25 kA	SELLOUT	1	09 315 211	217393
DMCCB 2 100-1-ESF	1-pole, 100 A, Ics = , Icu = 25 kA	SELLOUT	1	09 317 211	217409
DMCCB 3 125-4-SSF	4-pole, 125 A, Ics = 20 kA, Icu = 40 kA	SELLOUT	1	09 318 344	219090
DMCCB 3 200-3-SSF	3-pole, 200 A, Ics = 20 kA, Icu = 40 kA	SELLOUT	1	09 320 334	217614
DMCCB 3 250-3-SSF	3-pole, 250 A, Ics = 20 kA, Icu = 40 kA	SELLOUT	1	09 321 334	217621

Ics/ Icu at Ue = 400/415 VAC

Accessories: Undervoltage trips, Operating current trips, Auxiliary Switches DAX

Moulded case circuit-breakers DMCCB electronic

Safe and reliable energy management, switching and control in industry, building automation and use of machinery



trip adjustable

DMCCB 4 250-3-SNE	3-pole, 250 A, Ics = 50 kA, Icu = 50 kA	SELLOUT	1	09 321 436	217737
DMCCB 4 250-4-SNE	4-pole, 250 A, Ics = 50 kA, Icu = 50 kA	SELLOUT	1	09 321 446	217751
DMCCB 4 400-3-SNE	3-pole, 400 A, Ics = 50 kA, Icu = 50 kA	SELLOUT	1	09 322 436	217744
DMCCB 4 400-4-SNE	4-pole, 400 A, Ics = 50 kA, Icu = 50 kA	SELLOUT	1	09 322 446	217768
DMCCB 5 630-3-ENE	3-pole, 630 A, Ics = 36 kA, Icu = 36 kA	SELLOUT	1	09 323 537	217775
DMCCB 5 630-3-SCE	3-pole, 630 A, Ics = 50 kA, Icu = 50 kA	SELLOUT	1	09 323 538	217799
DMCCB 5 630-4-ENE	4-pole, 630 A, Ics = 36 kA, Icu = 36 kA	SELLOUT	1	09 323 547	217782
DMCCB 5 630-4-SCE	4-pole, 630 A, Ics = 50 kA, Icu = 50 kA	SELLOUT	1	09 323 548	217805
DMCCB 6 800-3-SNE	3-pole, 800 A, Ics = 50 kA, Icu = 50 kA	SELLOUT	1	09 324 636	219106
DMCCB 7 1000-3-SNE	3-pole, 1000 A, Ics = 50 kA, Icu = 70 kA	SELLOUT	1	09 325 736	217850
DMCCB 7 1000-3-SSE	3-pole, 1000 A, Ics = 38 kA, Icu = 50 kA	SELLOUT	1	09 325 739	217836
DMCCB 7 1000-4-SNE	4-pole, 1000 A, Ics = 50 kA, Icu = 70 kA	SELLOUT	1	09 325 746	217867
DMCCB 7 1000-4-SSE	4-pole, 1000 A, Ics = 38 kA, Icu = 50 kA	SELLOUT	1	09 325 749	217843
DMCCB 8 1250-3-SNE	3-pole, 1250 A, Ics = 50 kA, Icu = 70 kA	SELLOUT	1	09 326 836	217898
DMCCB 8 1250-3-SSE	3-pole, 1250 A, Ics = 38 kA, Icu = 50 kA	SELLOUT	1	09 326 839	217874
DMCCB 8 1250-4-SNE	4-pole, 1250 A, Ics = 50 kA, Icu = 70 kA	SELLOUT	1	09 326 846	217904
DMCCB 8 1250-4-SSE	4-pole, 1250 A, Ics = 38 kA, Icu = 50 kA	SELLOUT	1	09 326 849	217881

Ics/ Icu at Ue = 400/415 VAC

Accessories: Undervoltage trips, Operating current trips, Auxiliary Switches DAX

Moulded case circuit-breakers (MCCB)

mod. pack. Article No. EAN
widths units (4014712...)

Moulded case circuit-breakers DMCCB magnetic/thermal



Safe and reliable energy management, switching and control
in industry, building automation and use of machinery

[trip adjustable](#)

DMCCB 1 020-3-SNJ	3-pole, 20 A, Ics = 36 kA, Icu = 36 kA	SELLOUT	1	09 310 133	217553
DMCCB 1 032-3-SNJ	3-pole, 32 A, Ics = 36 kA, Icu = 36 kA	SELLOUT	1	09 312 133	217560
DMCCB 1 050-3-SNJ	3-pole, 50 A, Ics = 36 kA, Icu = 36 kA	SELLOUT	1	09 314 133	217577
DMCCB 1 063-3-SNJ	3-pole, 63 A, Ics = 36 kA, Icu = 36 kA	SELLOUT	1	09 315 133	217584
DMCCB 1 100-3-SNJ	3-pole, 100 A, Ics = 36 kA, Icu = 36 kA	SELLOUT	1	09 317 133	217591
DMCCB 1 125-3-SNJ	3-pole, 125 A, Ics = 36 kA, Icu = 36 kA	SELLOUT	1	09 318 133	217607
DMCCB 2 020-3-SNJ	3-pole, 20 A, Ics = 36 kA, Icu = 36 kA	SELLOUT	1	09 310 233	217478
DMCCB 2 032-3-SNJ	3-pole, 32 A, Ics = 36 kA, Icu = 36 kA	SELLOUT	1	09 312 233	217485
DMCCB 2 050-3-SNJ	3-pole, 50 A, Ics = 36 kA, Icu = 36 kA	SELLOUT	1	09 314 233	217492
DMCCB 2 063-3-SNJ	3-pole, 63 A, Ics = 36 kA, Icu = 36 kA	SELLOUT	1	09 315 233	217508
DMCCB 2 100-3-SNJ	3-pole, 100 A, Ics = 36 kA, Icu = 36 kA	SELLOUT	1	09 317 233	217515
DMCCB 2 125-3-SNJ	3-pole, 125 A, Ics = 36 kA, Icu = 36 kA	SELLOUT	1	09 318 233	217522
DMCCB 2 160-3-SNJ	3-pole, 160 A, Ics = 36 kA, Icu = 36 kA	SELLOUT	1	09 319 233	217539
DMCCB 3 160-3-SNJ	3-pole, 160 A, Ics = 36 kA, Icu = 36 kA	SELLOUT	1	09 319 333	217638
DMCCB 3 160-4-SNJ	4-pole, 160 A, Ics = 36 kA, Icu = 36 kA	SELLOUT	1	09 319 343	217669
DMCCB 3 200-3-SNJ	3-pole, 200 A, Ics = 36 kA, Icu = 36 kA	SELLOUT	1	09 320 333	217645
DMCCB 3 200-4-SNJ	4-pole, 200 A, Ics = 36 kA, Icu = 36 kA	SELLOUT	1	09 320 343	217676
DMCCB 3 250-3-SNJ	3-pole, 250 A, Ics = 36 kA, Icu = 36 kA	SELLOUT	1	09 321 333	217652
DMCCB 3 250-4-SNJ	4-pole, 250 A, Ics = 36 kA, Icu = 36 kA	SELLOUT	1	09 321 343	217683
DMCCB 4 250-3-SCJ	3-pole, 250 A, Ics = 36 kA, Icu = 36 kA	SELLOUT	1	09 321 435	217690
DMCCB 4 250-4-SCJ	4-pole, 250 A, Ics = 36 kA, Icu = 36 kA	SELLOUT	1	09 321 445	217713
DMCCB 4 400-3-SCJ	3-pole, 400 A, Ics = 36 kA, Icu = 36 kA	SELLOUT	1	09 322 435	217706
DMCCB 4 400-4-SCJ	4-pole, 400 A, Ics = 36 kA, Icu = 36 kA	SELLOUT	1	09 322 445	217720
DMCCB 6 800-3-SNJ	3-pole, 800 A, Ics = 50 kA, Icu = 50 kA	SELLOUT	1	09 324 633	217812
DMCCB 6 800-4-SNJ	4-pole, 800 A, Ics = 50 kA, Icu = 50 kA	SELLOUT	1	09 324 643	217829

Ics/ Icu at Ue = 400/415 VAC

Accessories: Undervoltage trips, Operating current trips, Auxiliary Switches DAX

Moulded case circuit-breakers DMCCB thermal



Safe and reliable energy management, switching and control
in industry, building automation and use of machinery

[trip adjustable](#)

DMCCB 2 025-3-SSCJ	3-pole, 25 A, Ics = 13 kA, Icu = 25 kA	SELLOUT	1	09 311 232	217416
DMCCB 2 040-3-SSCJ	3-pole, 40 A, Ics = 13 kA, Icu = 25 kA	SELLOUT	1	09 313 232	217423
DMCCB 2 063-3-SSCJ	3-pole, 63 A, Ics = 13 kA, Icu = 25 kA	SELLOUT	1	09 315 232	217430
DMCCB 2 080-3-SSCJ	3-pole, 80 A, Ics = 13 kA, Icu = 25 kA	SELLOUT	1	09 316 232	217447
DMCCB 2 100-3-SSCJ	3-pole, 100 A, Ics = 13 kA, Icu = 25 kA	SELLOUT	1	09 317 232	217454
DMCCB 2 125-3-SSCJ	3-pole, 125 A, Ics = 13 kA, Icu = 25 kA	SELLOUT	1	09 318 232	217461
DMCCB 2 160-3-SSCJ	3-pole, 160 A, Ics = 13 kA, Icu = 25 kA	SELLOUT	1	09 319 232	217546

Ics/ Icu at Ue = 400/415 VAC

Accessories: Undervoltage trips, Operating current trips, Auxiliary Switches DAX

RCCB with overcurrent protection (RCBO)

mod. pack. Article No. EAN
widths units (4014712...)

Type A



RCCB with overcurrent protection

sensitive to pulsating and alternating currents Type A



Characteristic B

RCBO 2 B06/0,03/2-A	1	09 957 301	209046
RCBO 2 B10/0,03/2-A	1	09 957 302	209060
RCBO 2 B13/0,03/2-A	1	09 957 303	209084
RCBO 2 B15/0,03/2-A	1	09 957 300	209107
RCBO 2 B16/0,03/2-A	1	09 957 304	209121
RCBO 2 B20/0,03/2-A	1	09 957 305	209145
RCBO 2 B25/0,03/2-A	1	09 957 306	209169
RCBO 2 B32/0,03/2-A	1	09 957 307	209183

Characteristic C

RCBO 2 C06/0,03/2-A	1	09 957 321	209206
RCBO 2 C10/0,03/2-A	1	09 957 322	209220
RCBO 2 C13/0,03/2-A	1	09 957 323	209244
RCBO 2 C15/0,03/2-A	1	09 957 320	209268
RCBO 2 C16/0,03/2-A	1	09 957 324	209282
RCBO 2 C20/0,03/2-A	1	09 957 325	209305
RCBO 2 C25/0,03/2-A	1	09 957 326	209329
RCBO 2 C32/0,03/2-A	1	09 957 327	209343

Type A



RCCB with overcurrent protection DRCBO 3 Type A, 1+N-pole



sensitive to pulsating and alternating currents Type A

Characteristic B

DRCBO 3 B06/0,03/1N-A	6 A, $I_{\Delta n} = 0.03$ A	2	1	09 932 101	220560
DRCBO 3 B10/0,03/1N-A	10 A, $I_{\Delta n} = 0.03$ A	2	1	09 932 102	220584
DRCBO 3 B13/0,03/1N-A	13 A, $I_{\Delta n} = 0.03$ A	2	1	09 932 103	220607
DRCBO 3 B16/0,01/1N-A	16 A, $I_{\Delta n} = 0.01$ A	2	1	09 932 144	220843
DRCBO 3 B16/0,03/1N-A	16 A, $I_{\Delta n} = 0.03$ A	2	1	09 932 104	220621
DRCBO 3 B16/0,30/1N-A	16 A, $I_{\Delta n} = 0.30$ A	2	1	09 932 114	220669
DRCBO 3 B20/0,30/1N-A	20 A, $I_{\Delta n} = 0.30$ A	2	1	09 932 115	222199
DRCBO 3 B25/0,30/1N-A	25 A, $I_{\Delta n} = 0.30$ A	2	1	09 932 116	222212

Characteristic C

DRCBO 3 C06/0,03/1N-A	6 A, $I_{\Delta n} = 0.03$ A	2	1	09 932 121	220683
DRCBO 3 C10/0,03/1N-A	10 A, $I_{\Delta n} = 0.03$ A	2	1	09 932 122	220706
DRCBO 3 C13/0,03/1N-A	13 A, $I_{\Delta n} = 0.03$ A	2	1	09 932 123	220720
DRCBO 3 C16/0,01/1N-A	16 A, $I_{\Delta n} = 0.01$ A	2	1	09 932 154	220867
DRCBO 3 C16/0,03/1N-A	16 A, $I_{\Delta n} = 0.03$ A	2	1	09 932 124	220744
DRCBO 3 C16/0,30/1N-A	16 A, $I_{\Delta n} = 0.30$ A	2	1	09 932 134	220829
DRCBO 3 C20/0,03/1N-A	20 A, $I_{\Delta n} = 0.03$ A	2	1	09 932 125	220768
DRCBO 3 C25/0,03/1N-A	25 A, $I_{\Delta n} = 0.03$ A	2	1	09 932 126	220782
DRCBO 3 C32/0,03/1N-A	32 A, $I_{\Delta n} = 0.03$ A	2	1	09 932 127	220805

Accessories: Auxiliary Switches DHi, Operating current trips FAM, Restart locking facilities RH-SS

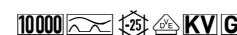
RCCB with overcurrent protection (RCBO)

mod. pack. Article No. EAN
widths units (4014712...)

Type A



RCCB with overcurrent protection DRCBO 3 Type A KV, 1+N-pole



sensitive to pulsating and alternating currents Type A,
short-time delayed, increased surge-current resistant

Characteristic B

DRCBO 3 B16/0,03/1N-A KV	16 A, I Δ n = 0.03 A	2	1	09 932 404	220928
DRCBO 3 B25/0,03/1N-A KV	25 A, I Δ n = 0.03 A	2	1	09 932 406	220942
DRCBO 3 B32/0,03/1N-A KV	32 A, I Δ n = 0.03 A	2	1	09 932 407	220966
DRCBO 3 B40/0,03/1N-A KV	40 A, I Δ n = 0.03 A	2	1	09 932 408	220980

Characteristic C

DRCBO 3 C16/0,03/1N-A KV	16 A, I Δ n = 0.03 A	2	1	09 932 424	221000
DRCBO 3 C25/0,03/1N-A KV	25 A, I Δ n = 0.03 A	2	1	09 932 426	221024
DRCBO 3 C32/0,03/1N-A KV	32 A, I Δ n = 0.03 A	2	1	09 932 427	221048
DRCBO 3 C40/0,03/1N-A KV	40 A, I Δ n = 0.03 A	2	1	09 932 428	221062

Accessories: Auxiliary Switches DHi, Operating current trips FAM, Restart locking facilities RH-SS

Type A



RCCB with overcurrent protection FIB Type A, 3+N-pole



sensitive to pulsating and alternating currents Type A

Characteristic B

FIB 06/0,03/3+N-A	6 A, I Δ n = 0.03 A	4	1	09 955 101	148949
FIB 06/0,30/3+N-A	6 A, I Δ n = 0.30 A	4	1	09 955 111	149021
FIB 10/0,03/3+N-A	10 A, I Δ n = 0.03 A	4	1	09 955 102	148956
FIB 10/0,30/3+N-A	10 A, I Δ n = 0.30 A	4	1	09 955 112	149038
FIB 13/0,03/3+N-A	13 A, I Δ n = 0.03 A	4	1	09 955 103	148963
FIB 13/0,30/3+N-A	13 A, I Δ n = 0.30 A	4	1	09 955 113	149045
FIB 16/0,03/3+N-A	16 A, I Δ n = 0.03 A	4	1	09 955 104	148970
FIB 16/0,30/3+N-A	16 A, I Δ n = 0.30 A	4	1	09 955 114	149052
FIB 20/0,03/3+N-A	20 A, I Δ n = 0.03 A	4	1	09 955 105	148987
FIB 20/0,30/3+N-A	20 A, I Δ n = 0.30 A	4	1	09 955 115	149069
FIB 25/0,03/3+N-A	25 A, I Δ n = 0.03 A	4	1	09 955 106	148994
FIB 25/0,30/3+N-A	25 A, I Δ n = 0.30 A	4	1	09 955 116	149076
FIB 32/0,03/3+N-A	32 A, I Δ n = 0.03 A	4	1	09 955 107	149007
FIB 32/0,30/3+N-A	32 A, I Δ n = 0.30 A	4	1	09 955 117	149083
FIB 40/0,03/3+N-A	40 A, I Δ n = 0.03 A	5	1	09 955 108	149014
FIB 40/0,30/3+N-A	40 A, I Δ n = 0.30 A	5	1	09 955 118	149090

Accessories: Auxiliary Switches DRCBO 4 Hi

RCCB with overcurrent protection (RCBO)

mod. pack. Article No. EAN
widths units (4014712...)

Type A



RCCB with overcurrent protection FIC Type A, 3+N-pole

sensitive to pulsating and alternating currents Type A

6000

Characteristic C

FIC 06/0,03/3+N-A	6 A, I Δ n = 0.03 A	4	1	09 955 121	149144
FIC 06/0,30/3+N-A	6 A, I Δ n = 0.30 A	4	1	09 955 131	149229
FIC 10/0,03/3+N-A	10 A, I Δ n = 0.03 A	4	1	09 955 122	149151
FIC 10/0,30/3+N-A	10 A, I Δ n = 0.30 A	4	1	09 955 132	149236
FIC 13/0,03/3+N-A	13 A, I Δ n = 0.03 A	4	1	09 955 123	149168
FIC 13/0,30/3+N-A	13 A, I Δ n = 0.30 A	4	1	09 955 133	149243
FIC 16/0,03/3+N-A	16 A, I Δ n = 0.03 A	4	1	09 955 124	149175
FIC 16/0,30/3+N-A	16 A, I Δ n = 0.30 A	4	1	09 955 134	149250
FIC 20/0,03/3+N-A	20 A, I Δ n = 0.03 A	4	1	09 955 125	149182
FIC 20/0,30/3+N-A	20 A, I Δ n = 0.30 A	4	1	09 955 135	149267
FIC 25/0,03/3+N-A	25 A, I Δ n = 0.03 A	4	1	09 955 126	149199
FIC 25/0,30/3+N-A	25 A, I Δ n = 0.30 A	4	1	09 955 136	149274
FIC 32/0,03/3+N-A	32 A, I Δ n = 0.03 A	4	1	09 955 127	149205
FIC 32/0,30/3+N-A	32 A, I Δ n = 0.30 A	4	1	09 955 137	149281
FIC 40/0,03/3+N-A	40 A, I Δ n = 0.03 A	5	1	09 955 128	149212
FIC 40/0,30/3+N-A	40 A, I Δ n = 0.30 A	5	1	09 955 138	149298

Accessories: Auxiliary Switches DRCBO 4 Hi

Type F



RCCB with overcurrent protection DRCBO 3 Type F, 1+N-pole

sensitive to residual currents Type F, short-time delayed, increased surge-current resistant

10000

Characteristic B

DRCBO 3 B16/0,03/1N-F	16 A, I Δ n = 0.03 A	2	1	09 932 304	241305
DRCBO 3 B25/0,03/1N-F	25 A, I Δ n = 0.03 A	2	1	09 932 306	241367
DRCBO 3 B40/0,03/1N-F	40 A, I Δ n = 0.03 A	2	1	09 932 308	241404

Characteristic C

DRCBO 3 C16/0,03/1N-F	16 A, I Δ n = 0.03 A	2	1	09 932 324	241329
DRCBO 3 C25/0,03/1N-F	25 A, I Δ n = 0.03 A	2	1	09 932 326	242524
DRCBO 3 C40/0,03/1N-F	40 A, I Δ n = 0.03 A	2	1	09 932 328	242463

Accessories: Auxiliary Switches DHi, Operating current trips FAM, Restart locking facilities RH-SS

RCCB with overcurrent protection (RCBO)

mod. pack. Article No. EAN
widths units (4014712...)

Type B



RCCB with overcurrent protection FIB Type B SK, 1+N-pole



AC/DC sensitive type B, for installations with frequency inverters, UPS devices etc, increased surge-current resistant, short-time delayed, lightning resistant, Tripping frequency response up to 150 kHz

Characteristic B

FIB 06/0,03/1+N-B SK	6 A, $I_{\Delta n} = 0.03$ A	4	1	09 959 101	210417
FIB 06/0,30/1+N-B SK	6 A, $I_{\Delta n} = 0.30$ A	4	1	09 959 111	210479
FIB 10/0,03/1+N-B SK	10 A, $I_{\Delta n} = 0.03$ A	4	1	09 959 102	210424
FIB 10/0,30/1+N-B SK	10 A, $I_{\Delta n} = 0.30$ A	4	1	09 959 112	210486
FIB 13/0,03/1+N-B SK	13 A, $I_{\Delta n} = 0.03$ A	4	1	09 959 103	210431
FIB 13/0,30/1+N-B SK	13 A, $I_{\Delta n} = 0.30$ A	4	1	09 959 113	210493
FIB 16/0,03/1+N-B SK	16 A, $I_{\Delta n} = 0.03$ A	4	1	09 959 104	209664
FIB 16/0,30/1+N-B SK	16 A, $I_{\Delta n} = 0.30$ A	4	1	09 959 114	210509
FIB 20/0,03/1+N-B SK	20 A, $I_{\Delta n} = 0.03$ A	4	1	09 959 105	210448
FIB 20/0,30/1+N-B SK	20 A, $I_{\Delta n} = 0.30$ A	4	1	09 959 115	210516
FIB 25/0,03/1+N-B SK	25 A, $I_{\Delta n} = 0.03$ A	4	1	09 959 106	210455
FIB 25/0,30/1+N-B SK	25 A, $I_{\Delta n} = 0.30$ A	4	1	09 959 116	210523
FIB 32/0,03/1+N-B SK	32 A, $I_{\Delta n} = 0.03$ A	4	1	09 959 107	210462
FIB 32/0,30/1+N-B SK	32 A, $I_{\Delta n} = 0.30$ A	4	1	09 959 117	210530

6 A - 10 A and 16 A - 32 A with VDE certification

Accessories: Auxiliary Switches DRCBO 4 HI

Type B



RCCB with overcurrent protection FIB Type B SK, 3+N-pole



AC/DC sensitive type B, for installations with frequency inverters, UPS devices etc, increased surge-current resistant, short-time delayed, lightning resistant, Tripping frequency response up to 150 kHz

Characteristic B

FIB 06/0,03/3+N-B SK	6 A, $I_{\Delta n} = 0.03$ A	6	1	09 958 101	210660
FIB 06/0,30/3+N-B SK	6 A, $I_{\Delta n} = 0.30$ A	6	1	09 958 111	210714
FIB 10/0,03/3+N-B SK	10 A, $I_{\Delta n} = 0.03$ A	6	1	09 958 102	210677
FIB 10/0,30/3+N-B SK	10 A, $I_{\Delta n} = 0.30$ A	6	1	09 958 112	210721
FIB 13/0,03/3+N-B SK	13 A, $I_{\Delta n} = 0.03$ A	6	1	09 958 103	210684
FIB 13/0,30/3+N-B SK	13 A, $I_{\Delta n} = 0.30$ A	6	1	09 958 113	210738
FIB 16/0,03/3+N-B SK	16 A, $I_{\Delta n} = 0.03$ A	6	1	09 958 104	207172
FIB 16/0,30/3+N-B SK	16 A, $I_{\Delta n} = 0.30$ A	6	1	09 958 114	210745
FIB 20/0,03/3+N-B SK	20 A, $I_{\Delta n} = 0.03$ A	6	1	09 958 105	210691
FIB 20/0,30/3+N-B SK	20 A, $I_{\Delta n} = 0.30$ A	6	1	09 958 115	210752
FIB 25/0,03/3+N-B SK	25 A, $I_{\Delta n} = 0.03$ A	6	1	09 958 106	210707
FIB 25/0,30/3+N-B SK	25 A, $I_{\Delta n} = 0.30$ A	6	1	09 958 116	210769
FIB 32/0,03/3+N-B SK	32 A, $I_{\Delta n} = 0.03$ A	6	1	09 958 107	207165
FIB 32/0,30/3+N-B SK	32 A, $I_{\Delta n} = 0.30$ A	6	1	09 958 117	210776

6 A - 10 A and 16 A - 32 A with VDE certification

Accessories: Auxiliary Switches DRCBO 4 HI

RCCB with overcurrent protection (RCBO)

mod. pack. Article No. EAN
widths units (4014712...)

Type B



RCCB with overcurrent protection FIC Type B SK, 1+N-pole


AC/DC sensitive type B, for installations with frequency inverters, UPS devices etc, increased surge-current resistant, short-time delayed, lightning resistant, Tripping frequency response up to 150 kHz

Characteristic C

FIC 06/0,03/1+N-B SK	6 A, I Δ n = 0.03 A	4	1	09 959 121	210547
FIC 06/0,30/1+N-B SK	6 A, I Δ n = 0.30 A	4	1	09 959 131	210608
FIC 10/0,03/1+N-B SK	10 A, I Δ n = 0.03 A	4	1	09 959 122	210554
FIC 10/0,30/1+N-B SK	10 A, I Δ n = 0.30 A	4	1	09 959 132	210615
FIC 13/0,03/1+N-B SK	13 A, I Δ n = 0.03 A	4	1	09 959 123	210561
FIC 13/0,30/1+N-B SK	13 A, I Δ n = 0.30 A	4	1	09 959 133	210622
FIC 16/0,03/1+N-B SK	16 A, I Δ n = 0.03 A	4	1	09 959 124	210202
FIC 16/0,30/1+N-B SK	16 A, I Δ n = 0.30 A	4	1	09 959 134	208087
FIC 20/0,03/1+N-B SK	20 A, I Δ n = 0.03 A	4	1	09 959 125	210578
FIC 20/0,30/1+N-B SK	20 A, I Δ n = 0.30 A	4	1	09 959 135	210639
FIC 25/0,03/1+N-B SK	25 A, I Δ n = 0.03 A	4	1	09 959 126	210585
FIC 25/0,30/1+N-B SK	25 A, I Δ n = 0.30 A	4	1	09 959 136	210646
FIC 32/0,03/1+N-B SK	32 A, I Δ n = 0.03 A	4	1	09 959 127	210592
FIC 32/0,30/1+N-B SK	32 A, I Δ n = 0.30 A	4	1	09 959 137	210653

6 A - 10 A and 16 A - 32 A with VDE certification

Accessories: Auxiliary Switches DRCBO 4 HI



Type B



RCCB with overcurrent protection FIC Type B SK, 3+N-pole


AC/DC sensitive type B, for installations with frequency inverters, UPS devices etc, increased surge-current resistant, short-time delayed, lightning resistant, Tripping frequency response up to 150 kHz

Characteristic C

FIC 06/0,03/3+N-B SK	6 A, I Δ n = 0.03 A	6	1	09 958 121	210783
FIC 06/0,30/3+N-B SK	6 A, I Δ n = 0.30 A	6	1	09 958 131	210844
FIC 10/0,03/3+N-B SK	10 A, I Δ n = 0.03 A	6	1	09 958 122	210790
FIC 10/0,30/3+N-B SK	10 A, I Δ n = 0.30 A	6	1	09 958 132	210851
FIC 13/0,03/3+N-B SK	13 A, I Δ n = 0.03 A	6	1	09 958 123	210806
FIC 13/0,30/3+N-B SK	13 A, I Δ n = 0.30 A	6	1	09 958 133	210868
FIC 16/0,03/3+N-B SK	16 A, I Δ n = 0.03 A	6	1	09 958 124	210813
FIC 16/0,30/3+N-B SK	16 A, I Δ n = 0.30 A	6	1	09 958 134	210875
FIC 20/0,03/3+N-B SK	20 A, I Δ n = 0.03 A	6	1	09 958 125	210820
FIC 20/0,30/3+N-B SK	20 A, I Δ n = 0.30 A	6	1	09 958 135	210882
FIC 25/0,03/3+N-B SK	25 A, I Δ n = 0.03 A	6	1	09 958 126	210837
FIC 25/0,30/3+N-B SK	25 A, I Δ n = 0.30 A	6	1	09 958 136	210899
FIC 32/0,03/3+N-B SK	32 A, I Δ n = 0.03 A	6	1	09 958 127	208049
FIC 32/0,30/3+N-B SK	32 A, I Δ n = 0.30 A	6	1	09 958 137	210394

6 A - 10 A and 16 A - 32 A with VDE certification

Accessories: Auxiliary Switches DRCBO 4 HI



RCCB with overcurrent protection (RCBO)

mod. pack. Article No. EAN
widths units (4014712...)

Type B



RCCB with overcurrent protection FIB Type B NK, 1+N-pole



AC/DC sensitive type B, for installations with PV inverters, UPS devices etc, increased surge-current resistant, short-time delayed, lightning resistant, fire prevention up to 150 kHz

Characteristic B

FIB 06/0,03/1+N-B NK	6 A, $I_{\Delta n} = 0.03$ A	4	1	09 959 201	210905
FIB 06/0,30/1+N-B NK	6 A, $I_{\Delta n} = 0.30$ A	4	1	09 959 211	210967
FIB 10/0,03/1+N-B NK	10 A, $I_{\Delta n} = 0.03$ A	4	1	09 959 202	210912
FIB 10/0,30/1+N-B NK	10 A, $I_{\Delta n} = 0.30$ A	4	1	09 959 212	210974
FIB 13/0,03/1+N-B NK	13 A, $I_{\Delta n} = 0.03$ A	4	1	09 959 203	210929
FIB 13/0,30/1+N-B NK	13 A, $I_{\Delta n} = 0.30$ A	4	1	09 959 213	210981
FIB 16/0,03/1+N-B NK	16 A, $I_{\Delta n} = 0.03$ A	4	1	09 959 204	209671
FIB 16/0,30/1+N-B NK	16 A, $I_{\Delta n} = 0.30$ A	4	1	09 959 214	210998
FIB 20/0,03/1+N-B NK	20 A, $I_{\Delta n} = 0.03$ A	4	1	09 959 205	210936
FIB 20/0,30/1+N-B NK	20 A, $I_{\Delta n} = 0.30$ A	4	1	09 959 215	211001
FIB 25/0,03/1+N-B NK	25 A, $I_{\Delta n} = 0.03$ A	4	1	09 959 206	210943
FIB 25/0,30/1+N-B NK	25 A, $I_{\Delta n} = 0.30$ A	4	1	09 959 216	211018
FIB 32/0,03/1+N-B NK	32 A, $I_{\Delta n} = 0.03$ A	4	1	09 959 207	210950
FIB 32/0,30/1+N-B NK	32 A, $I_{\Delta n} = 0.30$ A	4	1	09 959 217	211025

6 A - 10 A and 16 A - 32 A with VDE certification

Accessories: Auxiliary Switches DRCBO 4 HI

Type B



RCCB with overcurrent protection FIB Type B NK, 3+N-pole



AC/DC sensitive type B, for installations with PV inverters, UPS devices etc, increased surge-current resistant, short-time delayed, lightning resistant, fire prevention up to 150 kHz

Characteristic B

FIB 06/0,03/3+N-B NK	6 A, $I_{\Delta n} = 0.03$ A	6	1	09 958 201	211155
FIB 06/0,30/3+N-B NK	6 A, $I_{\Delta n} = 0.30$ A	6	1	09 958 211	211209
FIB 10/0,03/3+N-B NK	10 A, $I_{\Delta n} = 0.03$ A	6	1	09 958 202	211162
FIB 10/0,30/3+N-B NK	10 A, $I_{\Delta n} = 0.30$ A	6	1	09 958 212	211216
FIB 13/0,03/3+N-B NK	13 A, $I_{\Delta n} = 0.03$ A	6	1	09 958 203	211179
FIB 13/0,30/3+N-B NK	13 A, $I_{\Delta n} = 0.30$ A	6	1	09 958 213	211223
FIB 16/0,03/3+N-B NK	16 A, $I_{\Delta n} = 0.03$ A	6	1	09 958 204	207189
FIB 16/0,30/3+N-B NK	16 A, $I_{\Delta n} = 0.30$ A	6	1	09 958 214	211230
FIB 20/0,03/3+N-B NK	20 A, $I_{\Delta n} = 0.03$ A	6	1	09 958 205	211186
FIB 20/0,30/3+N-B NK	20 A, $I_{\Delta n} = 0.30$ A	6	1	09 958 215	211247
FIB 25/0,03/3+N-B NK	25 A, $I_{\Delta n} = 0.03$ A	6	1	09 958 206	211193
FIB 25/0,30/3+N-B NK	25 A, $I_{\Delta n} = 0.30$ A	6	1	09 958 216	211254
FIB 32/0,03/3+N-B NK	32 A, $I_{\Delta n} = 0.03$ A	6	1	09 958 207	210400
FIB 32/0,30/3+N-B NK	32 A, $I_{\Delta n} = 0.30$ A	6	1	09 958 217	211261

6 A - 10 A and 16 A - 32 A with VDE certification

Accessories: Auxiliary Switches DRCBO 4 HI

RCCB with overcurrent protection (RCBO)

mod. pack. Article No. EAN
widths units (4014712...)

Type B



RCCB with overcurrent protection FIC Type B NK, 1+N-pole

AC/DC sensitive type B, for installations with PV inverters, UPS devices etc, increased surge-current resistant, short-time delayed, lightning resistant, fire prevention up to 150 kHz



Characteristic C

FIC 06/0,03/1+N-B NK	6 A, I Δ n = 0.03 A	4	1	09 959 221	211032
FIC 06/0,30/1+N-B NK	6 A, I Δ n = 0.30 A	4	1	09 959 231	211094
FIC 10/0,03/1+N-B NK	10 A, I Δ n = 0.03 A	4	1	09 959 222	211049
FIC 10/0,30/1+N-B NK	10 A, I Δ n = 0.30 A	4	1	09 959 232	211100
FIC 13/0,03/1+N-B NK	13 A, I Δ n = 0.03 A	4	1	09 959 223	211056
FIC 13/0,30/1+N-B NK	13 A, I Δ n = 0.30 A	4	1	09 959 233	211117
FIC 16/0,03/1+N-B NK	16 A, I Δ n = 0.03 A	4	1	09 959 224	208063
FIC 16/0,30/1+N-B NK	16 A, I Δ n = 0.30 A	4	1	09 959 234	208070
FIC 20/0,03/1+N-B NK	20 A, I Δ n = 0.03 A	4	1	09 959 225	211063
FIC 20/0,30/1+N-B NK	20 A, I Δ n = 0.30 A	4	1	09 959 235	211124
FIC 25/0,03/1+N-B NK	25 A, I Δ n = 0.03 A	4	1	09 959 226	211070
FIC 25/0,30/1+N-B NK	25 A, I Δ n = 0.30 A	4	1	09 959 236	211131
FIC 32/0,03/1+N-B NK	32 A, I Δ n = 0.03 A	4	1	09 959 227	211087
FIC 32/0,30/1+N-B NK	32 A, I Δ n = 0.30 A	4	1	09 959 237	211148

6 A - 10 A and 16 A - 32 A with VDE certification

Accessories: Auxiliary Switches DRCBO 4 HI

Type B



RCCB with overcurrent protection FIC Type B NK, 3+N-pole

AC/DC sensitive type B, for installations with PV inverters, UPS devices etc, increased surge-current resistant, short-time delayed, lightning resistant, fire prevention up to 150 kHz



Characteristic C

FIC 06/0,03/3+N-B NK	6 A, I Δ n = 0.03 A	6	1	09 958 221	211278
FIC 06/0,30/3+N-B NK	6 A, I Δ n = 0.30 A	6	1	09 958 231	211339
FIC 10/0,03/3+N-B NK	10 A, I Δ n = 0.03 A	6	1	09 958 222	211285
FIC 10/0,30/3+N-B NK	10 A, I Δ n = 0.30 A	6	1	09 958 232	211346
FIC 13/0,03/3+N-B NK	13 A, I Δ n = 0.03 A	6	1	09 958 223	211292
FIC 13/0,30/3+N-B NK	13 A, I Δ n = 0.30 A	6	1	09 958 233	211353
FIC 16/0,03/3+N-B NK	16 A, I Δ n = 0.03 A	6	1	09 958 224	211308
FIC 16/0,30/3+N-B NK	16 A, I Δ n = 0.30 A	6	1	09 958 234	211360
FIC 20/0,03/3+N-B NK	20 A, I Δ n = 0.03 A	6	1	09 958 225	211315
FIC 20/0,30/3+N-B NK	20 A, I Δ n = 0.30 A	6	1	09 958 235	211377
FIC 25/0,03/3+N-B NK	25 A, I Δ n = 0.03 A	6	1	09 958 226	211322
FIC 25/0,30/3+N-B NK	25 A, I Δ n = 0.30 A	6	1	09 958 236	211384
FIC 32/0,03/3+N-B NK	32 A, I Δ n = 0.03 A	6	1	09 958 227	208032
FIC 32/0,30/3+N-B NK	32 A, I Δ n = 0.30 A	6	1	09 958 237	208056

6 A - 10 A and 16 A - 32 A with VDE certification

Accessories: Auxiliary Switches DRCBO 4 HI

RCCB with overcurrent protection (RCBO)

mod. pack. Article No. EAN
widths units (4014712...)

Type A

RCCB with overcurrent protection
RCBO 1, Type A, 1-pole



sensitive to pulsating and alternating currents Type A

Characteristic C

RCBO 1 C06/0,03/1-A	6 A, I Δ n = 0.03 A	1	1	09 915 811	209916
RCBO 1 C10/0,03/1-A	10 A, I Δ n = 0.03 A	1	1	09 915 812	209923
RCBO 1 C13/0,03/1-A	13 A, I Δ n = 0.03 A	1	1	09 915 813	209930
RCBO 1 C16/0,03/1-A	16 A, I Δ n = 0.03 A	1	1	09 915 814	209947
RCBO 1 C20/0,03/1-A	20 A, I Δ n = 0.03 A	1	1	09 915 815	209954
RCBO 1 C25/0,03/1-A	25 A, I Δ n = 0.03 A	1	1	09 915 816	209961
RCBO 1 C32/0,03/1-A	32 A, I Δ n = 0.03 A	1	1	09 915 817	209978
RCBO 1 C40/0,03/1-A	40 A, I Δ n = 0.03 A	1	1	09 915 818	209985
RCBO 1 C45/0,03/1-A	45 A, I Δ n = 0.03 A	1	1	09 915 819	209992

Type AC

RCCB with overcurrent protection
RCBO 1, Type AC, 1-pole



sensitive to pulsating and alternating currents Type AC

Characteristic B

RCBO 1 B06/0,03/1-AC	6 A, I Δ n = 0.03 A	1	1	09 915 821	210004
RCBO 1 B10/0,03/1-AC	10 A, I Δ n = 0.03 A	1	1	09 915 822	210011
RCBO 1 B13/0,03/1-AC	13 A, I Δ n = 0.03 A	1	1	09 915 823	210028
RCBO 1 B16/0,03/1-AC	16 A, I Δ n = 0.03 A	1	1	09 915 824	210035
RCBO 1 B20/0,03/1-AC	20 A, I Δ n = 0.03 A	1	1	09 915 825	210042
RCBO 1 B25/0,03/1-AC	25 A, I Δ n = 0.03 A	1	1	09 915 826	210059
RCBO 1 B32/0,03/1-AC	32 A, I Δ n = 0.03 A	1	1	09 915 827	210066
RCBO 1 B40/0,03/1-AC	40 A, I Δ n = 0.03 A	1	1	09 915 828	210073
RCBO 1 B45/0,03/1-AC	45 A, I Δ n = 0.03 A	1	1	09 915 829	210080

Characteristic C

RCBO 1 C06/0,03/1-AC	6 A, I Δ n = 0.03 A	1	1	09 915 831	210097
RCBO 1 C10/0,03/1-AC	10 A, I Δ n = 0.03 A	1	1	09 915 832	210103
RCBO 1 C13/0,03/1-AC	13 A, I Δ n = 0.03 A	1	1	09 915 833	210110
RCBO 1 C16/0,03/1-AC	16 A, I Δ n = 0.03 A	1	1	09 915 834	210127
RCBO 1 C20/0,03/1-AC	20 A, I Δ n = 0.03 A	1	1	09 915 835	210134
RCBO 1 C25/0,03/1-AC	25 A, I Δ n = 0.03 A	1	1	09 915 836	210141
RCBO 1 C32/0,03/1-AC	32 A, I Δ n = 0.03 A	1	1	09 915 837	210158
RCBO 1 C40/0,03/1-AC	40 A, I Δ n = 0.03 A	1	1	09 915 838	210165
RCBO 1 C45/0,03/1-AC	45 A, I Δ n = 0.03 A	1	1	09 915 839	210172

Circuit-Breakers with residual current device (CBR)

mod. pack. Article No. EAN
widths units (4014712...)

Type A



Circuit-Breakers with residual current device DFL 8 A

sensitive to pulsating and alternating currents Type A, for industrial applications and increased rated currents



DFL 8 100-4/0,03-A	100 A, $I_{\Delta n} = 0.03$ A	1	09 164 781	145481
DFL 8 125-4/0,03-A	125 A, $I_{\Delta n} = 0.03$ A	1	09 174 781	145528
DFL 8 160-4/0,03-A	160 A, $I_{\Delta n} = 0.03$ A	1	09 184 781	215849
DFL 8 200-4/0,03-A	200 A, $I_{\Delta n} = 0.03$ A	1	09 204 781	145603
DFL 8 250-4/0,03-A	250 A, $I_{\Delta n} = 0.03$ A	1	09 214 781	145641

four-pole, 400/690 V/ I_{cu} 50 kA, $I_{\Delta n}$ 0.03 A, function range for test device 280-690 V, adjustment range for overload trip $0.8-1 \times I_n$, adjustment range for short-circuit trip $6-10 \times I_n$

Accessories: Housings N-7

Type A



Circuit-Breakers with residual current device DFL 8 A X

sensitive to pulsating and alternating currents Type A, for industrial applications and increased rated currents



DFL 8 100-4/X-A	100 A	1	09 169 781	145498
DFL 8 125-4/X-A	125 A	1	09 179 781	145535
DFL 8 160-4/X-A	160 A	1	09 189 781	145573
DFL 8 200-4/X-A	200 A	1	09 209 781	145610
DFL 8 250-4/X-A	250 A	1	09 219 781	145658

four-pole, 400/690 V/ I_{cu} 50 kA, $I_{\Delta n}$ adjustable 0.3/0.5/1.0/3 A, non-response lag time t_v adjustable 60/150/300/450 ms, function range for test device 280-690 V, adjustment range for overload trip $0.8-1 \times I_n$, adjustment range for short-circuit trip $6-10 \times I_n$

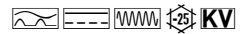
Accessories: Housings N-7

Type B



Circuit-Breakers with residual current device DFL 8 B SK

AC/DC-sensitive Type B, increased surge current strength, human- and operator protection up to 150 kHz



DFL 8 100-4/0,03-B SK	100 A, $I_{\Delta n} = 0.03$ A	1	09 164 784	153691
DFL 8 125-4/0,03-B SK	125 A, $I_{\Delta n} = 0.03$ A	1	09 174 784	153707
DFL 8 160-4/0,03-B SK	160 A, $I_{\Delta n} = 0.03$ A	1	09 184 784	153714
DFL 8 200-4/0,03-B SK	200 A, $I_{\Delta n} = 0.03$ A	1	09 204 784	153721
DFL 8 250-4/0,03-B SK	250 A, $I_{\Delta n} = 0.03$ A	1	09 214 784	153738

0-150 kHz, $I_{\Delta n}$ 0.03 A, function range for test device 50-400 V, adjustment range for overload trip $0.8-1 \times I_n$, adjustment range for short-circuit trip $6-10 \times I_n$


Accessories: Housings N-7

Type B



Circuit-Breakers with residual current device DFL 8 B SK X

AC/DC-sensitive Type B, increased surge current strength, operator protection up to 150 kHz



DFL 8 100-4/X-B SK	100 A	1	09 169 784	153547
DFL 8 125-4/X-B SK	125 A	1	09 179 784	153554
DFL 8 160-4/X-B SK	160 A	1	09 189 784	153561
DFL 8 200-4/X-B SK	200 A	1	09 209 784	153578
DFL 8 250-4/X-B SK	250 A	1	09 219 784	153585

0-150 kHz, $I_{\Delta n}$ adjustable 0.3-0.5-1.0 A, non-response lag time t_v adjustable 60/150/300/450 ms (adjustable), adjustment range for overload trip $0.8-1 \times I_n$, adjustment range for short-circuit trip $6-10 \times I_n$, function range for test device 50 V - 440 V

Accessories: Housings N-7

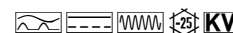
Circuit-Breakers with residual current device (CBR)

mod. pack. Article No. EAN
widths units (4014712...)

Type B



Circuit-Breakers with residual current device DFL 8 B SK V



AC/DC-sensitive Type B, increased surge current strength, human- and operator protection up to 150 kHz

DFL 8 160-4/0,03-B SK V500	160 A	1	09 184 774	217195
DFL 8 200-4/0,03-B SK V500	200 A	1	09 204 774	237865

0-150 kHz, $I_{\Delta n}$ einstellbar 0,3-0,5-1,0 A, limit non-response time t_v adjustable 60/150/300/450 ms (adjustable), adjustment range for overload trip $0,8-1 \times I_n$, adjustment range for short-circuit trip $6-10 \times I_n$, function range for test device 50 V - 550 V

Accessories: Housings N-7

Type B



Circuit-Breakers with residual current device DFL 8 B SK X V



AC/DC-sensitive Type B, increased surge current strength, operator protection up to 150 kHz

DFL 8 200-4/X-B SK V500	200 A	1	09 209 774	236783
DFL 8 250-4/X-B SK V500	250 A	1	09 219 774	209657


0-150 kHz, $I_{\Delta n}$ adjustable 0.3-0.5-1.0 A, non-response lag time t_v adjustable 60/150/300/450 ms (adjustable), adjustment range for overload trip $0,8-1 \times I_n$, adjustment range for short-circuit trip $6-10 \times I_n$, function range for test device 50 V - 550 V

Accessories: Housings N-7

Type B



Circuit-Breakers with residual current device DFL 8 B NK



AC/DC-sensitive Type B, increased surge current strength, fire-, human- and operator protection up to 150 kHz

DFL 8 100-4/0,03-B NK	100 A, $I_{\Delta n} = 0.03$ A	1	09 164 783	153646
DFL 8 125-4/0,03-B NK	125 A, $I_{\Delta n} = 0.03$ A	1	09 174 783	153653
DFL 8 160-4/0,03-B NK	160 A, $I_{\Delta n} = 0.03$ A	1	09 184 783	153660
DFL 8 200-4/0,03-B NK	200 A, $I_{\Delta n} = 0.03$ A	1	09 204 783	153677
DFL 8 250-4/0,03-B NK	250 A, $I_{\Delta n} = 0.03$ A	1	09 214 783	153684

$I_{\Delta n}$ 0.03 A, function range for test device 50-400 V, adjustment range for overload trip $0,8-1 \times I_n$, adjustment range for short-circuit trip $6-10 \times I_n$

Accessories: Housings N-7

Type B



Circuit-Breakers with residual current device DFL 8 B NK X



AC/DC-sensitive Type B, increased surge current strength, fire- and operator protection up to 150 kHz

DFL 8 100-4/X-B NK	100 A	1	09 169 783	153592
DFL 8 125-4/X-B NK	125 A	1	09 179 783	153608
DFL 8 160-4/X-B NK	160 A	1	09 189 783	153615
DFL 8 200-4/X-B NK	200 A	1	09 209 783	153622
DFL 8 250-4/X-B NK	250 A	1	09 219 783	153639

$I_{\Delta n}$ adjustable 0.3-0.5-1.0 A, fire protection at $I_{\Delta n}$ 0.3 A up to 150 kHz, non-response lag time t_v adjustable 60/150/300/450 ms, function range for test device 50-400 V, adjustment range for overload trip $0,8-1 \times I_n$, adjustment range for short-circuit trip $6-10 \times I_n$

Accessories: Housings N-7

Modular residual current protective devices (MRCD), Residual current monitors (RCM)

mod. pack. Article No. EAN
widths units (4014712...)

Type A



Modular residual current protective devices DMRCD Type A

10-way LED display, external connection of transformers DCT A

DMRCD 1A	0.03 A, 0.1 A, 0.3 A, 1 A, 3 A adjustable	4	1	09 340 350	202665
----------	---	---	---	------------	--------

Operating voltage 85 V - 264 V AC/50 – 60 Hz, pulse AC/DC-sensitive Type A, pre-alarm and main alarm 1 C/O contact each



Type A



Residual current monitors DRCM Type A

uses 10-way LED display to show the current residual current, external connection of transformer from DCT A series

DRCM 1A	0.03 A, 0.1 A, 0.3 A, 1 A, 3 A adjustable	4	1	09 340 250	199538
---------	---	---	---	------------	--------

Supply voltage 85 V - 264 V AC/50 – 60 Hz, pulsating AC/DC-sensitive Type A, pre-alarm and main alarm 1 C/O contact each



Type A



Residual current monitors DMD

with integrated residual current transformer, uses LED bar display to show the current residual current

DMD 2	0.03 A, 0.1 A, 0.3 A, 1 A adjustable	5	1	09 352 010	046115
-------	--------------------------------------	---	---	------------	--------

Diameter of residual current transformer 25 mm, switching threshold adjustable 10-100% $I_{\Delta n}$ in increments of 10%, response time adjustable 0.1 to 1 s in increments of 0.1 s, 1 potential-free changeover contact 250 V AC/2 A

Accessories: Detectors/control panels DMD, Detectors/control panels DMRP



Type A



Residual current monitors DCTR Type A

detects the current differential current (residual current) and reports the offset to the rated residual current by 4-20 mA signal

DCTR A 020/0,30-I	20 mm, $I_{\Delta n} = 0.3$ A	1	09 342 621	237490
DCTR A 035/0,30-I	35 mm, $I_{\Delta n} = 0.3$ A	1	09 342 631	220416
DCTR A 070/0,30-I	70 mm, $I_{\Delta n} = 0.3$ A	1	09 342 641	220430
DCTR A 105/0,30-I	105 mm, $I_{\Delta n} = 0.3$ A	1	09 342 651	237483

Power supply 24 V DC, potential-free CO contact, operation indication by LED



Type B




Residual current monitors DCTR Type B NK

detects the current differential current (residual current) and reports the offset to the rated residual current by 4-20 mA signal

DCTR B NK 020/0,30-I	20 mm, $I_{\Delta n} = 0.3$ A	1	09 344 622	238343
DCTR B NK 035/0,30-I	35 mm, $I_{\Delta n} = 0.3$ A	1	09 344 632	220454
DCTR B NK 070/0,30-I	70 mm, $I_{\Delta n} = 0.3$ A	1	09 344 642	220478

24 V DC supply, potential-free changeover contact, LED operating conditions display, detection range from 0 Hz to 100 kHz.



Type A, AC



Residual current transformers DCT A

for combination with a DMRCD 1A/DRCM 1A

DCT A-020	20 mm	1	09 340 320	241022
DCT A-035	35 mm	1	09 340 321	241039
DCT A-070	70 mm	1	09 340 322	241046
DCT A-105	105 mm	1	09 340 323	241053

sensitive to pulsating and alternating currents Type A



Miniature circuit-breakers (MCB)

mod. pack. Article No. EAN
widths units (4014712...)

6 kA



Miniature circuit-breakers DLS 6h, B characteristic, one-pole

for commercial sector applications, 6 kA



B-Characteristic

1-pole

DLS 6h B06-1	6 A	1	1/12	09 914 019	161726
DLS 6h B10-1	10 A	1	1/12	09 914 021	161740
DLS 6h B13-1	13 A	1	1/12	09 914 022	161757
DLS 6h B16-1	16 A	1	1/12	09 914 023	161764
DLS 6h B20-1	20 A	1	1/12	09 914 024	161771
DLS 6h B25-1	25 A	1	1/12	09 914 025	161788
DLS 6h B32-1	32 A	1	1/12	09 914 026	161795

Accessories: Operating current trips DASA, Auxiliary Switches DHi, Fault signalling switches DHi-S, Restart locking facilities DEASS, Software BS DLS/DFS, Documentations

6 kA



Miniature circuit-breakers DLS 6h, B characteristic, three-pole

for commercial sector applications, 6 kA



B-Characteristic

3-pole

DLS 6h B06-3	6 A	3	1/4	09 914 109	162389
DLS 6h B10-3	10 A	3	1/4	09 914 111	162402
DLS 6h B13-3	13 A	3	1/4	09 914 112	162419
DLS 6h B16-3	16 A	3	1/4	09 914 113	162426
DLS 6h B20-3	20 A	3	1/4	09 914 114	162433
DLS 6h B25-3	25 A	3	1/4	09 914 115	162440
DLS 6h B32-3	32 A	3	1/4	09 914 116	162457

Accessories: Operating current trips DASA, Auxiliary Switches DHi, Fault signalling switches DHi-S, Restart locking facilities DEASS, Software BS DLS/DFS, Documentations

6 kA



Miniature circuit-breakers DLS 6h, C characteristic, one-pole

for commercial sector applications, 6 kA



C-Characteristic

1-pole

DLS 6h C06-1	6 A	1	1/12	09 914 199	163041
DLS 6h C10-1	10 A	1	1/12	09 914 201	163065
DLS 6h C13-1	13 A	1	1/12	09 914 202	163072
DLS 6h C16-1	16 A	1	1/12	09 914 203	163089
DLS 6h C20-1	20 A	1	1/12	09 914 204	163096
DLS 6h C25-1	25 A	1	1/12	09 914 205	163102
DLS 6h C32-1	32 A	1	1/12	09 914 206	163119

Accessories: Operating current trips DASA, Auxiliary Switches DHi, Fault signalling switches DHi-S, Restart locking facilities DEASS, Software BS DLS/DFS, Documentations

6 kA



Miniature circuit-breakers DLS 6h, C characteristic, three-pole

for commercial sector applications, 6 kA



C-Characteristic

3-pole

DLS 6h C06-3	6 A	3	1/4	09 914 289	163706
DLS 6h C10-3	10 A	3	1/4	09 914 291	163720
DLS 6h C13-3	13 A	3	1/4	09 914 292	163737
DLS 6h C16-3	16 A	3	1/4	09 914 293	163744
DLS 6h C20-3	20 A	3	1/4	09 914 294	163751
DLS 6h C25-3	25 A	3	1/4	09 914 295	163768
DLS 6h C32-3	32 A	3	1/4	09 914 296	163775

Accessories: Operating current trips DASA, Auxiliary Switches DHi, Fault signalling switches DHi-S, Restart locking facilities DEASS, Software BS DLS/DFS, Documentations

Miniature circuit-breakers (MCB)

mod. pack. Article No. EAN
widths units (4014712...)

6 kA



Miniature circuit-breakers DLS 6hsl, B characteristic, one-pole



for commercial sector applications, screw-less, 6 kA

B-Characteristic

1-pole

DLS 6hsl B16-1	16 A	1	1/12	09 917 023	189485
----------------	------	---	------	------------	--------

Accessories: Operating current trips DASA, Auxiliary Switches DHi, Fault signalling switches DHi-S, Restart locking facilities DEASS, Software BS DLS/DFS, Documentations

10 kA



Miniature circuit-breakers DLS 6i, B characteristic, one-pole



for industrial facilities, 10 kA

B-Characteristic

1-pole

DLS 6i B02-1	2 A	1	1/12	09 916 013	169586
DLS 6i B04-1	4 A	1	1/12	09 916 017	169623
DLS 6i B06-1	6 A	1	1/12	09 916 019	169647
DLS 6i B08-1	8 A	1	1/12	09 916 020	169654
DLS 6i B10-1	10 A	1	1/12	09 916 021	169661
DLS 6i B13-1	13 A	1	1/12	09 916 022	169678
DLS 6i B16-1	16 A	1	1/12	09 916 023	169685
DLS 6i B20-1	20 A	1	1/12	09 916 024	169692
DLS 6i B25-1	25 A	1	1/12	09 916 025	169708
DLS 6i B32-1	32 A	1	1/12	09 916 026	169715
DLS 6i B40-1	40 A	1	1/12	09 916 027	169722
DLS 6i B50-1	50 A	1	1/12	09 916 028	169739
DLS 6i B63-1	63 A	1	1/12	09 916 029	169746

Accessories: Operating current trips DASA, Auxiliary Switches DHi, Fault signalling switches DHi-S, Restart locking facilities DEASS, Software BS DLS/DFS, Documentations

10 kA



Miniature circuit-breakers DLS 6i, B characteristic, one-pole+N



for industrial facilities, 10 kA

B-Characteristic

1-pole+N

DLS 6i B06-1+N	6 A	2	1/6	09 916 049	169869
DLS 6i B10-1+N	10 A	2	1/6	09 916 051	169883
DLS 6i B13-1+N	13 A	2	1/6	09 916 052	169890
DLS 6i B16-1+N	16 A	2	1/6	09 916 053	169906
DLS 6i B20-1+N	20 A	2	1/6	09 916 054	169913
DLS 6i B25-1+N	25 A	2	1/6	09 916 055	169920
DLS 6i B32-1+N	32 A	2	1/6	09 916 056	169937
DLS 6i B40-1+N	40 A	2	1/6	09 916 057	169944
DLS 6i B50-1+N	50 A	2	1/6	09 916 058	169951
DLS 6i B63-1+N	63 A	2	1/6	09 916 059	169968

Accessories: Operating current trips DASA, Auxiliary Switches DHi, Fault signalling switches DHi-S, Restart locking facilities DEASS, Software BS DLS/DFS, Documentations

Accessories on page 84, 86, 87
EAN refers to individual item | All illustrations are non-binding.

Miniature circuit-breakers (MCB)

mod. pack. Article No. EAN
widths units (4014712...)



10 kA



Miniature circuit-breakers DLS 6i, B characteristic, two-pole

for industrial facilities, 10 kA

B-Characteristic

2-pole

DLS 6i B06-2	6 A	2	1/6	09 916 079	170087
DLS 6i B10-2	10 A	2	1/6	09 916 081	170100
DLS 6i B13-2	13 A	2	1/6	09 916 082	170117
DLS 6i B16-2	16 A	2	1/6	09 916 083	170124
DLS 6i B20-2	20 A	2	1/6	09 916 084	170131
DLS 6i B25-2	25 A	2	1/6	09 916 085	170148
DLS 6i B32-2	32 A	2	1/6	09 916 086	170155
DLS 6i B40-2	40 A	2	1/6	09 916 087	170162
DLS 6i B50-2	50 A	2	1/6	09 916 088	170179
DLS 6i B63-2	63 A	2	1/6	09 916 089	170186

Accessories: Operating current trips DASA, Auxiliary Switches DHi, Fault signalling switches DHi-S, Restart locking facilities DEASS, Software BS DLS/DFS, Documentations

10 kA



Miniature circuit-breakers DLS 6i, B characteristic, three-pole

for industrial facilities, 10 kA

B-Characteristic

3-pole

DLS 6i B06-3	6 A	3	1/4	09 916 109	170308
DLS 6i B10-3	10 A	3	1/4	09 916 111	170322
DLS 6i B13-3	13 A	3	1/4	09 916 112	170339
DLS 6i B16-3	16 A	3	1/4	09 916 113	170346
DLS 6i B20-3	20 A	3	1/4	09 916 114	170353
DLS 6i B25-3	25 A	3	1/4	09 916 115	170360
DLS 6i B32-3	32 A	3	1/4	09 916 116	170377
DLS 6i B40-3	40 A	3	1/4	09 916 117	170384
DLS 6i B50-3	50 A	3	1/4	09 916 118	170391
DLS 6i B63-3	63 A	3	1/4	09 916 119	170407

Accessories: Operating current trips DASA, Auxiliary Switches DHi, Fault signalling switches DHi-S, Restart locking facilities DEASS, Software BS DLS/DFS, Documentations

10 kA



Miniature circuit-breakers DLS 6i, B characteristic, three-pole+N

for industrial facilities, 10 kA

B-Characteristic

3-pole+N

DLS 6i B06-3+N	6 A	4	1/3	09 916 139	170520
DLS 6i B10-3+N	10 A	4	1/3	09 916 141	170544
DLS 6i B13-3+N	13 A	4	1/3	09 916 142	170551
DLS 6i B16-3+N	16 A	4	1/3	09 916 143	170568
DLS 6i B20-3+N	20 A	4	1/3	09 916 144	170575
DLS 6i B25-3+N	25 A	4	1/3	09 916 145	170582
DLS 6i B32-3+N	32 A	4	1/3	09 916 146	170599
DLS 6i B40-3+N	40 A	4	1/3	09 916 147	170605
DLS 6i B50-3+N	50 A	4	1/3	09 916 148	170612
DLS 6i B63-3+N	63 A	4	1/3	09 916 149	170629

Accessories: Operating current trips DASA, Auxiliary Switches DHi, Fault signalling switches DHi-S, Restart locking facilities DEASS, Software BS DLS/DFS, Documentations

Miniature circuit-breakers (MCB)

mod. pack. Article No. EAN
widths units (4014712...)

10 kA



Miniature circuit-breakers DLS 6i, B characteristic, four-pole



for industrial facilities, 10 kA

B-Characteristic

4-pole

DLS 6i B06-4	6 A	4	1/3	09 916 169	170742
DLS 6i B10-4	10 A	4	1/3	09 916 171	170766
DLS 6i B13-4	13 A	4	1/3	09 916 172	170773
DLS 6i B16-4	16 A	4	1/3	09 916 173	170780
DLS 6i B20-4	20 A	4	1/3	09 916 174	170797
DLS 6i B25-4	25 A	4	1/3	09 916 175	170803
DLS 6i B32-4	32 A	4	1/3	09 916 176	170810
DLS 6i B40-4	40 A	4	1/3	09 916 177	170827
DLS 6i B50-4	50 A	4	1/3	09 916 178	170834
DLS 6i B63-4	63 A	4	1/3	09 916 179	170841

Accessories: Operating current trips DASA, Auxiliary Switches DHi, Fault signalling switches DHi-S, Restart locking facilities DEASS, Software BS DLS/DFS, Documentations

10 kA



Miniature circuit-breakers DLS 6i, C characteristic, one-pole



for industrial facilities, 10 kA

C-Characteristic

1-pole

DLS 6i C01-1	1 A	1	1/12	09 916 191	170889
DLS 6i C02-1	2 A	1	1/12	09 916 193	170902
DLS 6i C03-1	3 A	1	1/12	09 916 195	170926
DLS 6i C04-1	4 A	1	1/12	09 916 197	170940
DLS 6i C06-1	6 A	1	1/12	09 916 199	170964
DLS 6i C08-1	8 A	1	1/12	09 916 200	170971
DLS 6i C10-1	10 A	1	1/12	09 916 201	170988
DLS 6i C13-1	13 A	1	1/12	09 916 202	170995
DLS 6i C16-1	16 A	1	1/12	09 916 203	171008
DLS 6i C20-1	20 A	1	1/12	09 916 204	171015
DLS 6i C25-1	25 A	1	1/12	09 916 205	171022
DLS 6i C32-1	32 A	1	1/12	09 916 206	171039
DLS 6i C40-1	40 A	1	1/12	09 916 207	171046
DLS 6i C50-1	50 A	1	1/12	09 916 208	171053
DLS 6i C63-1	63 A	1	1/12	09 916 209	171060

Accessories: Operating current trips DASA, Auxiliary Switches DHi, Fault signalling switches DHi-S, Restart locking facilities DEASS, Software BS DLS/DFS, Documentations

Miniature circuit-breakers (MCB)

mod. pack. Article No. EAN
widths units (4014712...)

10 kA



Miniature circuit-breakers DLS 6i, C characteristic, one-pole+N



for industrial facilities, 10 kA

C-Characteristic

1-pole+N

DLS 6i C02-1+N	2 A	2	1/6	09 916 223	171121
DLS 6i C03-1+N	3 A	2	1/6	09 916 225	171145
DLS 6i C04-1+N	4 A	2	1/6	09 916 227	171169
DLS 6i C06-1+N	6 A	2	1/6	09 916 229	171183
DLS 6i C08-1+N	8 A	2	1/6	09 916 230	171190
DLS 6i C10-1+N	10 A	2	1/6	09 916 231	171206
DLS 6i C13-1+N	13 A	2	1/6	09 916 232	171213
DLS 6i C16-1+N	16 A	2	1/6	09 916 233	171220
DLS 6i C20-1+N	20 A	2	1/6	09 916 234	171237
DLS 6i C25-1+N	25 A	2	1/6	09 916 235	171244
DLS 6i C32-1+N	32 A	2	1/6	09 916 236	171251
DLS 6i C40-1+N	40 A	2	1/6	09 916 237	171268
DLS 6i C50-1+N	50 A	2	1/6	09 916 238	171275
DLS 6i C63-1+N	63 A	2	1/6	09 916 239	171282

Accessories: Operating current trips DASA, Auxiliary Switches DHi, Fault signalling switches DHi-S, Restart locking facilities DEASS, Software BS DLS/DFS, Documentations

10 kA



Miniature circuit-breakers DLS 6i, C characteristic, two-pole



for industrial facilities, 10 kA

C-Characteristic

2-pole

DLS 6i C02-2	2 A	2	1/6	09 916 253	171343
DLS 6i C03-2	3 A	2	1/6	09 916 255	171367
DLS 6i C04-2	4 A	2	1/6	09 916 257	171381
DLS 6i C06-2	6 A	2	1/6	09 916 259	171404
DLS 6i C08-2	8 A	2	1/6	09 916 260	171411
DLS 6i C10-2	10 A	2	1/6	09 916 261	171428
DLS 6i C13-2	13 A	2	1/6	09 916 262	171435
DLS 6i C16-2	16 A	2	1/6	09 916 263	171442
DLS 6i C20-2	20 A	2	1/6	09 916 264	171459
DLS 6i C25-2	25 A	2	1/6	09 916 265	171466
DLS 6i C32-2	32 A	2	1/6	09 916 266	171473
DLS 6i C40-2	40 A	2	1/6	09 916 267	171480
DLS 6i C50-2	50 A	2	1/6	09 916 268	171497
DLS 6i C63-2	63 A	2	1/6	09 916 269	171503

Accessories: Operating current trips DASA, Auxiliary Switches DHi, Fault signalling switches DHi-S, Restart locking facilities DEASS, Software BS DLS/DFS, Documentations

Miniature circuit-breakers (MCB)

mod. pack. Article No. EAN
widths units (4014712...)

10 kA



Miniature circuit-breakers DLS 6i, C characteristic, three-pole



for industrial facilities, 10 kA

C-Characteristic

3-pole

DLS 6i C02-3	2 A	3	1/4	09 916 283	171565
DLS 6i C03-3	3 A	3	1/4	09 916 285	171589
DLS 6i C04-3	4 A	3	1/4	09 916 287	171602
DLS 6i C06-3	6 A	3	1/4	09 916 289	171626
DLS 6i C08-3	8 A	3	1/4	09 916 290	171633
DLS 6i C10-3	10 A	3	1/4	09 916 291	171640
DLS 6i C13-3	13 A	3	1/4	09 916 292	171657
DLS 6i C16-3	16 A	3	1/4	09 916 293	171664
DLS 6i C20-3	20 A	3	1/4	09 916 294	171671
DLS 6i C25-3	25 A	3	1/4	09 916 295	171688
DLS 6i C32-3	32 A	3	1/4	09 916 296	171695
DLS 6i C40-3	40 A	3	1/4	09 916 297	171701
DLS 6i C50-3	50 A	3	1/4	09 916 298	171718
DLS 6i C63-3	63 A	3	1/4	09 916 299	171725

Accessories: Operating current trips DASA, Auxiliary Switches DHi, Fault signalling switches DHi-S, Restart locking facilities DEASS, Software BS DLS/DFS, Documentations

10 kA



Miniature circuit-breakers DLS 6i, C characteristic, three-pole+N



for industrial facilities, 10 kA

C-Characteristic

3-pole+N

DLS 6i C02-3+N	2 A	4	1/3	09 916 313	171787
DLS 6i C03-3+N	3 A	4	1/3	09 916 315	171800
DLS 6i C04-3+N	4 A	4	1/3	09 916 317	171824
DLS 6i C06-3+N	6 A	4	1/3	09 916 319	171848
DLS 6i C08-3+N	8 A	4	1/3	09 916 320	171855
DLS 6i C10-3+N	10 A	4	1/3	09 916 321	171862
DLS 6i C13-3+N	13 A	4	1/3	09 916 322	171879
DLS 6i C16-3+N	16 A	4	1/3	09 916 323	171886
DLS 6i C20-3+N	20 A	4	1/3	09 916 324	171893
DLS 6i C25-3+N	25 A	4	1/3	09 916 325	171909
DLS 6i C32-3+N	32 A	4	1/3	09 916 326	171916
DLS 6i C40-3+N	40 A	4	1/3	09 916 327	171923
DLS 6i C50-3+N	50 A	4	1/3	09 916 328	171930
DLS 6i C63-3+N	63 A	4	1/3	09 916 329	171947

Accessories: Operating current trips DASA, Auxiliary Switches DHi, Fault signalling switches DHi-S, Restart locking facilities DEASS, Software BS DLS/DFS, Documentations

Miniature circuit-breakers (MCB)

mod. pack. Article No. EAN
widths units (4014712...)



10 kA



Miniature circuit-breakers DLS 6i, C characteristic, four-pole

for industrial facilities, 10 kA

C-Characteristic

4-pole

DLS 6i C02-4	2 A	4	1/3	09 916 343	172005
DLS 6i C03-4	3 A	4	1/3	09 916 345	172029
DLS 6i C04-4	4 A	4	1/3	09 916 347	172043
DLS 6i C06-4	6 A	4	1/3	09 916 349	172067
DLS 6i C08-4	8 A	4	1/3	09 916 350	172074
DLS 6i C10-4	10 A	4	1/3	09 916 351	172081
DLS 6i C13-4	13 A	4	1/3	09 916 352	172098
DLS 6i C16-4	16 A	4	1/3	09 916 353	172104
DLS 6i C20-4	20 A	4	1/3	09 916 354	172111
DLS 6i C25-4	25 A	4	1/3	09 916 355	172128
DLS 6i C32-4	32 A	4	1/3	09 916 356	172135
DLS 6i C40-4	40 A	4	1/3	09 916 357	172142
DLS 6i C50-4	50 A	4	1/3	09 916 358	172159
DLS 6i C63-4	63 A	4	1/3	09 916 359	172166

Accessories: Operating current trips DASA, Auxiliary Switches DHi, Fault signalling switches DHi-S, Restart locking facilities DEASS, Software BS DLS/DFS, Documentations

10 kA



Miniature circuit-breakers DLS 6i, D characteristic, one-pole

for industrial facilities, 10 kA

D-Characteristic

1-pole

DLS 6i D04-1	4 A	1	1/12	09 916 377	172265
DLS 6i D06-1	6 A	1	1/12	09 916 379	172289
DLS 6i D08-1	8 A	1	1/12	09 916 380	172296
DLS 6i D10-1	10 A	1	1/12	09 916 381	172302
DLS 6i D13-1	13 A	1	1/12	09 916 382	172319
DLS 6i D16-1	16 A	1	1/12	09 916 383	172326
DLS 6i D20-1	20 A	1	1/12	09 916 384	172333
DLS 6i D25-1	25 A	1	1/12	09 916 385	172340
DLS 6i D32-1	32 A	1	1/12	09 916 386	172357
DLS 6i D40-1	40 A	1	1/12	09 916 387	172364
DLS 6i D50-1	50 A	1	1/12	09 916 388	172371
DLS 6i D63-1	63 A	1	1/12	09 916 389	172388

Accessories: Operating current trips DASA, Auxiliary Switches DHi, Fault signalling switches DHi-S, Restart locking facilities DEASS, Software BS DLS/DFS, Documentations

Miniature circuit-breakers (MCB)

mod. pack. Article No. EAN
widths units (4014712...)

10 kA



Miniature circuit-breakers DLS 6i, D characteristic, one-pole+N



for industrial facilities, 10 kA

D-Characteristic

1-pole+N

DLS 6i D06-1+N	6 A	2	1/6	09 916 409	172500
DLS 6i D08-1+N	8 A	2	1/6	09 916 410	172517
DLS 6i D10-1+N	10 A	2	1/6	09 916 411	172524
DLS 6i D13-1+N	13 A	2	1/6	09 916 412	172531
DLS 6i D16-1+N	16 A	2	1/6	09 916 413	172548
DLS 6i D20-1+N	20 A	2	1/6	09 916 414	172555
DLS 6i D25-1+N	25 A	2	1/6	09 916 415	172562
DLS 6i D32-1+N	32 A	2	1/6	09 916 416	172579
DLS 6i D40-1+N	40 A	2	1/6	09 916 417	172586
DLS 6i D50-1+N	50 A	2	1/6	09 916 418	172593
DLS 6i D63-1+N	63 A	2	1/6	09 916 419	172609

Accessories: Operating current trips DASA, Auxiliary Switches DHi, Fault signalling switches DHi-S, Restart locking facilities DEASS, Software BS DLS/DFS, Documentations

10 kA



Miniature circuit-breakers DLS 6i, D characteristic, two-pole



for industrial facilities, 10 kA

D-Characteristic

2-pole

DLS 6i D06-2	6 A	2	1/6	09 916 439	172722
DLS 6i D08-2	8 A	2	1/6	09 916 440	172739
DLS 6i D10-2	10 A	2	1/6	09 916 441	172746
DLS 6i D13-2	13 A	2	1/6	09 916 442	172753
DLS 6i D16-2	16 A	2	1/6	09 916 443	172760
DLS 6i D20-2	20 A	2	1/6	09 916 444	172777
DLS 6i D25-2	25 A	2	1/6	09 916 445	172784
DLS 6i D32-2	32 A	2	1/6	09 916 446	172791
DLS 6i D40-2	40 A	2	1/6	09 916 447	172807
DLS 6i D50-2	50 A	2	1/6	09 916 448	172814
DLS 6i D63-2	63 A	2	1/6	09 916 449	172821

Accessories: Operating current trips DASA, Auxiliary Switches DHi, Fault signalling switches DHi-S, Restart locking facilities DEASS, Software BS DLS/DFS, Documentations

Miniature circuit-breakers (MCB)

mod. pack. Article No. EAN
widths units (4014712...)



10 kA



Miniature circuit-breakers DLS 6i, D characteristic, three-pole

for industrial facilities, 10 kA

D-Characteristic

3-pole

DLS 6i D06-3	6 A	3	1/4	09 916 469	172944
DLS 6i D08-3	8 A	3	1/4	09 916 470	172951
DLS 6i D10-3	10 A	3	1/4	09 916 471	172968
DLS 6i D13-3	13 A	3	1/4	09 916 472	172975
DLS 6i D16-3	16 A	3	1/4	09 916 473	172982
DLS 6i D20-3	20 A	3	1/4	09 916 474	172999
DLS 6i D25-3	25 A	3	1/4	09 916 475	173002
DLS 6i D32-3	32 A	3	1/4	09 916 476	173019
DLS 6i D40-3	40 A	3	1/4	09 916 477	173026
DLS 6i D50-3	50 A	3	1/4	09 916 478	173033
DLS 6i D63-3	63 A	3	1/4	09 916 479	173040

Accessories: Operating current trips DASA, Auxiliary Switches DHi, Fault signalling switches DHi-S, Restart locking facilities DEASS, Software BS DLS/DFS, Documentations

10 kA



Miniature circuit-breakers DLS 6i, D characteristic, three-pole+N

for industrial facilities, 10 kA

D-Characteristic

3-pole+N

DLS 6i D06-3+N	6 A	4	1/3	09 916 499	173163
DLS 6i D08-3+N	8 A	4	1/3	09 916 500	173170
DLS 6i D10-3+N	10 A	4	1/3	09 916 501	173187
DLS 6i D13-3+N	13 A	4	1/3	09 916 502	173194
DLS 6i D16-3+N	16 A	4	1/3	09 916 503	173200
DLS 6i D20-3+N	20 A	4	1/3	09 916 504	173217
DLS 6i D25-3+N	25 A	4	1/3	09 916 505	173224
DLS 6i D32-3+N	32 A	4	1/3	09 916 506	173231
DLS 6i D40-3+N	40 A	4	1/3	09 916 507	173248
DLS 6i D50-3+N	50 A	4	1/3	09 916 508	173255
DLS 6i D63-3+N	63 A	4	1/3	09 916 509	173262

Accessories: Operating current trips DASA, Auxiliary Switches DHi, Fault signalling switches DHi-S, Restart locking facilities DEASS, Software BS DLS/DFS, Documentations

Miniature circuit-breakers (MCB)

mod. pack. Article No. EAN
widths units (4014712...)

10 kA



Miniature circuit-breakers DLS 6i, D characteristic, four-pole

for industrial facilities, 10 kA

D-Characteristic

4-pole

DLS 6i D06-4	6 A	4	1/3	09 916 529	173385
DLS 6i D08-4	8 A	4	1/3	09 916 530	173392
DLS 6i D10-4	10 A	4	1/3	09 916 531	173408
DLS 6i D13-4	13 A	4	1/3	09 916 532	173415
DLS 6i D16-4	16 A	4	1/3	09 916 533	173422
DLS 6i D20-4	20 A	4	1/3	09 916 534	173439
DLS 6i D25-4	25 A	4	1/3	09 916 535	173446
DLS 6i D32-4	32 A	4	1/3	09 916 536	173453
DLS 6i D40-4	40 A	4	1/3	09 916 537	173460
DLS 6i D50-4	50 A	4	1/3	09 916 538	173477
DLS 6i D63-4	63 A	4	1/3	09 916 539	173484

Accessories: Operating current trips DASA, Auxiliary Switches DHi, Fault signalling switches DHi-S, Restart locking facilities DEASS, Software BS DLS/DFS, Documentations



10 kA



Miniature circuit-breakers DLS 6i, K characteristic, one-pole

for industrial facilities, 10 kA

K-Characteristic

1-pole

DLS 6i K02-1	2 A	1	1/12	09 916 553	173545
DLS 6i K04-1	4 A	1	1/12	09 916 557	173583
DLS 6i K06-1	6 A	1	1/12	09 916 559	173606
DLS 6i K08-1	8 A	1	1/12	09 916 560	173613
DLS 6i K10-1	10 A	1	1/12	09 916 561	173620
DLS 6i K13-1	13 A	1	1/12	09 916 562	173637
DLS 6i K16-1	16 A	1	1/12	09 916 563	173644
DLS 6i K20-1	20 A	1	1/12	09 916 564	173651
DLS 6i K25-1	25 A	1	1/12	09 916 565	173668
DLS 6i K32-1	32 A	1	1/12	09 916 566	173675
DLS 6i K40-1	40 A	1	1/12	09 916 567	173682
DLS 6i K50-1	50 A	1	1/12	09 916 568	173699
DLS 6i K63-1	63 A	1	1/12	09 916 569	173705

Accessories: Operating current trips DASA, Auxiliary Switches DHi, Fault signalling switches DHi-S, Restart locking facilities DEASS, Software BS DLS/DFS, Documentations



Miniature circuit-breakers (MCB)

mod. pack. Article No. EAN
widths units (4014712...)

10 kA



Miniature circuit-breakers DLS 6i, K characteristic, one-pole+N



for industrial facilities, 10 kA

K-Characteristic

1-pole+N

DLS 6i K06-1+N	6 A	2	1/6	09 916 589	173828
DLS 6i K08-1+N	8 A	2	1/6	09 916 590	173835
DLS 6i K10-1+N	10 A	2	1/6	09 916 591	173842
DLS 6i K13-1+N	13 A	2	1/6	09 916 592	173859
DLS 6i K16-1+N	16 A	2	1/6	09 916 593	173866
DLS 6i K20-1+N	20 A	2	1/6	09 916 594	173873
DLS 6i K25-1+N	25 A	2	1/6	09 916 595	173880
DLS 6i K32-1+N	32 A	2	1/6	09 916 596	173897
DLS 6i K40-1+N	40 A	2	1/6	09 916 597	173903
DLS 6i K50-1+N	50 A	2	1/6	09 916 598	173910
DLS 6i K63-1+N	63 A	2	1/6	09 916 599	173927

Accessories: Operating current trips DASA, Auxiliary Switches DHi, Fault signalling switches DHi-S, Restart locking facilities DEASS, Software BS DLS/DFS, Documentations

10 kA



Miniature circuit-breakers DLS 6i, K characteristic, two-pole



for industrial facilities, 10 kA

K-Characteristic

2-pole

DLS 6i K06-2	6 A	2	1/6	09 916 619	174047
DLS 6i K08-2	8 A	2	1/6	09 916 620	174054
DLS 6i K10-2	10 A	2	1/6	09 916 621	174061
DLS 6i K13-2	13 A	2	1/6	09 916 622	174078
DLS 6i K16-2	16 A	2	1/6	09 916 623	174085
DLS 6i K20-2	20 A	2	1/6	09 916 624	174092
DLS 6i K25-2	25 A	2	1/6	09 916 625	174108
DLS 6i K32-2	32 A	2	1/6	09 916 626	174115
DLS 6i K40-2	40 A	2	1/6	09 916 627	174122
DLS 6i K50-2	50 A	2	1/6	09 916 628	174139
DLS 6i K63-2	63 A	2	1/6	09 916 629	174146

Accessories: Operating current trips DASA, Auxiliary Switches DHi, Fault signalling switches DHi-S, Restart locking facilities DEASS, Software BS DLS/DFS, Documentations

Miniature circuit-breakers (MCB)

mod. pack.
widths units Article No. EAN
(4014712...)

10 kA



Miniature circuit-breakers DLS 6i, K characteristic, three-pole

for industrial facilities, 10 kA

K-Characteristic

3-pole

DLS 6i K06-3	6 A	3	1/4	09 916 649	174269
DLS 6i K08-3	8 A	3	1/4	09 916 650	174276
DLS 6i K10-3	10 A	3	1/4	09 916 651	174283
DLS 6i K13-3	13 A	3	1/4	09 916 652	174290
DLS 6i K16-3	16 A	3	1/4	09 916 653	174306
DLS 6i K20-3	20 A	3	1/4	09 916 654	174313
DLS 6i K25-3	25 A	3	1/4	09 916 655	174320
DLS 6i K32-3	32 A	3	1/4	09 916 656	174337
DLS 6i K40-3	40 A	3	1/4	09 916 657	174344
DLS 6i K50-3	50 A	3	1/4	09 916 658	174351
DLS 6i K63-3	63 A	3	1/4	09 916 659	174368

Accessories: Operating current trips DASA, Auxiliary Switches DHi, Fault signalling switches DHi-S, Restart locking facilities DEASS, Software BS DLS/DFS, Documentations



10 kA



Miniature circuit-breakers DLS 6i, K characteristic, three-pole+N

for industrial facilities, 10 kA

K-Characteristic

3-pole+N

DLS 6i K06-3+N	6 A	4	1/3	09 916 679	174481
DLS 6i K08-3+N	8 A	4	1/3	09 916 680	174498
DLS 6i K10-3+N	10 A	4	1/3	09 916 681	174504
DLS 6i K13-3+N	13 A	4	1/3	09 916 682	174511
DLS 6i K16-3+N	16 A	4	1/3	09 916 683	174528
DLS 6i K20-3+N	20 A	4	1/3	09 916 684	174535
DLS 6i K25-3+N	25 A	4	1/3	09 916 685	174542
DLS 6i K32-3+N	32 A	4	1/3	09 916 686	174559
DLS 6i K40-3+N	40 A	4	1/3	09 916 687	174566
DLS 6i K50-3+N	50 A	4	1/3	09 916 688	174573
DLS 6i K63-3+N	63 A	4	1/3	09 916 689	174580

Accessories: Operating current trips DASA, Auxiliary Switches DHi, Fault signalling switches DHi-S, Restart locking facilities DEASS, Software BS DLS/DFS, Documentations



Miniature circuit-breakers (MCB)

mod. pack. Article No. EAN
widths units (4014712...)



10 kA



Miniature circuit-breakers DLS 6i, K characteristic, four-pole

for industrial facilities, 10 kA

K-Characteristic

4-pole

DLS 6i K06-4	6 A	4	1/3	09 916 709	174702
DLS 6i K08-4	8 A	4	1/3	09 916 710	174719
DLS 6i K10-4	10 A	4	1/3	09 916 711	174726
DLS 6i K13-4	13 A	4	1/3	09 916 712	174733
DLS 6i K16-4	16 A	4	1/3	09 916 713	174740
DLS 6i K20-4	20 A	4	1/3	09 916 714	174757
DLS 6i K25-4	25 A	4	1/3	09 916 715	174764
DLS 6i K32-4	32 A	4	1/3	09 916 716	174771
DLS 6i K40-4	40 A	4	1/3	09 916 717	174788
DLS 6i K50-4	50 A	4	1/3	09 916 718	174795
DLS 6i K63-4	63 A	4	1/3	09 916 719	174801

Accessories: Operating current trips DASA, Auxiliary Switches DHi, Fault signalling switches DHi-S, Restart locking facilities DEASS, Software BS DLS/DFS, Documentations

Miniature circuit-breakers DMCB 2



for industrial facilities, up to 25 kA

C-Characteristic

1-pole

DMCB 2 C080-1	80 A, 20 kA	1.5	1/12	09 915 070	225602
DMCB 2 C100-1	100 A, 20 kA	1.5	1/12	09 915 071	225619
DMCB 2 C125-1	125 A, 15 kA	1.5	1/12	09 915 072	225626

2-pole

DMCB 2 C080-2	80 A, 20 kA	3	1/6	09 915 073	225633
DMCB 2 C100-2	100 A, 20 kA	3	1/6	09 915 074	225640
DMCB 2 C125-2	125 A, 15 kA	3	1/6	09 915 075	225657

3-pole

DMCB 2 C063-3	63 A, 25 kA	4.5	1/4	09 915 076	225664
DMCB 2 C080-3	80 A, 20 kA	4.5	1/4	09 915 077	225671
DMCB 2 C100-3	100 A, 20 kA	4.5	1/4	09 915 078	225688
DMCB 2 C125-3	125 A, 15 kA	4.5	1/4	09 915 079	225695

3-pole+N

DMCB 2 C080-3N	80 A, 20 kA	6	1/3	09 915 083	225732
DMCB 2 C100-3N	100 A, 20 kA	6	1/3	09 915 084	225749
DMCB 2 C125-3N	125 A, 15 kA	6	1/3	09 915 085	225756

4-pole

DMCB 2 C080-4	80 A, 20 kA	6	1/3	09 915 080	225701
DMCB 2 C100-4	100 A, 20 kA	6	1/3	09 915 081	225718
DMCB 2 C125-4	125 A, 15 kA	6	1/3	09 915 082	225725

Accessories: Operating current trips DMCB 2 ASA, Auxiliary Switches DMCB 2 Hi



Miniature circuit-breakers (MCB), Automatic reclosing devices (ARD)

mod. pack. Article No. EAN
widths units (4014712...)

6 kA



Miniature circuit-breakers ELS 3

Compact design

B-Characteristic

1-pole+N

Model	Rated Current (A)	Mod.	Pack. Units	Article No.	EAN
ELS 3 B06/1+N	6 A	1	1	09 915 021	137363
ELS 3 B10/1+N	10 A	1	1	09 915 022	137370
ELS 3 B13/1+N	13 A	1	1	09 915 023	137387
ELS 3 B16/1+N	16 A	1	1	09 915 024	137394
ELS 3 B20/1+N	20 A	1	1	09 915 025	137400
ELS 3 B25/1+N	25 A	1	1	09 915 026	137417
ELS 3 B32/1+N	32 A	1	1	09 915 027	137424
ELS 3 B40/1+N	40 A	1	1	09 915 028	137769

C-Characteristic

1-pole+N

Model	Rated Current (A)	Mod.	Pack. Units	Article No.	EAN
ELS 3 C02/1+N	2 A	1	1	09 915 029	137721
ELS 3 C04/1+N	4 A	1	1	09 915 030	137653
ELS 3 C06/1+N	6 A	1	1	09 915 031	137431
ELS 3 C10/1+N	10 A	1	1	09 915 032	137677
ELS 3 C13/1+N	13 A	1	1	09 915 033	137455
ELS 3 C16/1+N	16 A	1	1	09 915 034	137684
ELS 3 C20/1+N	20 A	1	1	09 915 035	137707
ELS 3 C25/1+N	25 A	1	1	09 915 036	137486
ELS 3 C32/1+N	32 A	1	1	09 915 037	137493
ELS 3 C40/1+N	40 A	1	1	09 915 038	137776

Accessories: Auxiliary Switches DHi, Operating current trips FAM, Restart locking facilities RH-SS

Automatic reclosing devices DFA 3

Compact remote actuation for residual current circuit-breakers in series DFS 2 and DFS 4

for RCCB up to 125 A

Model	Rated Voltage (V DC)	Switch-on Attempts	Mod.	Pack. Units	Article No.	EAN
DFA 3 024DC-0	24 V DC	0	1	1	09 100 141	240940
DFA 3 024DC-3	24 V DC	3	1	1	09 100 143	240964

operating voltage 24 V DC



Automatic reclosing devices DFA 2

Remote actuation for residual current circuit-breakers of series DFS 2 and DFS 4

for RCCB up to 063 A

Model	Rated Voltage (V AC/DC)	Switch-on Attempts	Mod.	Pack. Units	Article No.	EAN
DFA 2-1	24 V AC/DC	1	4	1	09 100 112	208339
DFA 2-2	24 V AC/DC	1 or 3	4	1	09 100 113	208346
DFA 2-4	230 V AC	1 or 3	4	1	09 100 115	211803

for RCCB up to 125 A

Model	Rated Voltage (V AC/DC)	Switch-on Attempts	Mod.	Pack. Units	Article No.	EAN
DFA 2	24 V AC/DC	1	4	1	09 100 110	205598
DFA 2-3	230 V AC	1 or 3	4	1	09 100 114	208445

DFA 2-3/2-4: Resistance cable DFA 2-RC is required for remote tripping with rated residual current $I_{\Delta n}$ of the connected residual current circuit-breaker.

Accessories: Cables DFA 2-RC



Wiring components

mod. pack. Article No. EAN
widths units (4014712...)

Wiring components RCCB/MCB busbars

Busbars for residual current operated and miniature circuit-breakers, eurovario system as per EN 60664-1



1-pole

EV-S G 1+Hi.2.70	L1-Hi x 2 = 2	2	1	09 920 164	045538
EV-S G 1+Hi.6.70	L1-Hi x 6 = 6	6	1	09 920 165	045545
EV-S G 1+Hi.8.70	L1-Hi x 8 = 8	8	1	09 920 166	045552
EV-S G 1.12.70	L1 x 12 = 12	12	1	09 920 111	021518
EV-S G 1.2.70	L1 x 2 = 2	2	1	09 920 158	021495
EV-S G 1.3.70	L1 x 3 = 3	3	1	09 920 112	118959
EV-S G 1.6.70	L1 x 6 = 6	6	1	09 920 110	021501

2-pole

EV-S G 2+Hi.10.120	L1, L2/N-Hi x 5 = 10	10	1	09 920 174	045736
EV-S G 2+Hi.4.120	L1, L2/N-Hi x 2 = 4	4	1	09 920 172	045712
EV-S G 2+Hi.6.120	L1, L2/N-Hi x 3 = 6	6	1	09 920 173	045729
EV-S G 2.12.120	L1, L2/N x 6 = 12	12	1	09 920 115	021563
EV-S G 2.4.120	L1, L2/N x 2 = 4	4	1	09 920 171	045675
EV-S G 2.6.120	L1, L2/N x 3 = 6	6	1	09 920 114	021556
EV-S G 2.8.120	L1, L2/N x 4 = 8	8	1	09 920 303	134584

3-pole

with recess N left

EV-S G 3.11.120	L1, L2, L3 x 3 + L1, L2 = 11	11	1	09 920 190	103528
-----------------	------------------------------	----	---	------------	--------

with recess N right

EV-S G 3/N.5.120	L1, L2, L3-N + L2, L3, L1, L2, L3	9	1	09 920 184	045972
EV-S G 3/N.8.120	L1, L2, L3-N + L2, L3 + L1, L2, L3 x 2	12	1	09 920 185	045989

without recess

EV-S G 3+Hi.12.120	L1, L2, L3-Hi x 4 = 12	12	1	09 920 177	045828
EV-S G 3+Hi.6.120	L1, L2, L3-Hi x 2 = 6	6	1	09 920 176	045811
EV-S G 3.1+Hi.6.120	L1-Hi, L2-Hi, L3-Hi x 2 = 6	6	1	09 920 178	045835
EV-S G 3.1+Hi.8.120	L1-Hi, L2-Hi, L3-Hi x 2 + L1-Hi, L2-Hi = 8	8	1	09 920 179	045842
EV-S G 3.12.120	L1, L2, L3 x 4 = 12	12	1	09 920 119	021600
EV-S G 3.16.120	L1, L2, L3 x 4 + L1, L2 + 1 = 16	16	1	09 920 187	077829
EV-S G 3.6.120	L1, L2, L3 x 2 = 6	6	1	09 920 118	021594
EV-S G 3.8.120	L1, L2, L3 x 2 + L1, L2 x 1 = 8	8	1	09 920 302	134577
EV-S G 3.9.120	L1, L2, L3 x 3 = 9	9	1	09 920 175	045781

4-pole

EV-S G 3.1+N.12.120	L1+N, L2+N, L3+N x 2 = 12	12	1	09 920 182	045958
EV-S G 3.1+N.18.120	L1+N, L2+N, L3+N x 3 = 18	18	1	09 920 183	045965
EV-S G 4.12.120	L1, L2, L3, N x 3 = 12	12	1	09 920 123	021648
EV-S G 4.12.120 L	N, L1, L2, L3 x 3 = 12	12	1	09 920 125	123816
EV-S G 4.8.120	L1, L2, L3, N x 2 = 8	8	1	09 920 122	021631

Busbars with flange design and higher current-carrying capacity available upon request.

Accessories: Protective cover caps EV-S BS

Wiring components

mod. pack. Article No. EAN
widths units (4014712...)

Wiring components RCCB/MCB busbars, cut-to-length

Busbars (1000 mm), can be cut to length, for residual current operated and miniature circuit-breakers



1-pole

G.1.56.16/90°iso	16 mm ² , L1	56	1	09 920 313	149618
G.1.56.80/12/90°iso	10 mm ² , L1	56	1	09 920 150	015289

2-pole

G.2.56.130/16	16 mm ² , L1, L2	56	1	09 920 311	145092
GM.2.56.100/10	10 mm ² , L1, L2	56	1	09 920 301	134560

3-pole

GM.3.57.100/10	10 mm ² , L1, L2, L3	57	1	09 920 300	134553
GM.3.57.130/16	16 mm ² , L1, L2, L3	57	1	09 920 312	145108

4-pole

GM.3.54.100/10/N	10 mm ² , L1+N, L2+N, L3+N	54	1	09 920 310	145085
GM.3.54.130/16/N	16 mm ² , L1+N, L2+N, L3+N	54	1	09 920 304	137097
GM.4.56.100/10	10 mm ² , L1, L2, L3, N	56	1	09 920 314	160378
GM.4.56.130/16	16 mm ² , L1, L2, L3, N	56	1	09 920 315	160385

Accessories: Protective cover caps EV-S BS, End caps EK

Wiring components Adapter rails

Connection rails for residual current operated and miniature circuit-breakers for power supply from above



3-pole

EV-S G ANL	16 mm ² , L1, L2, L3 x 2 = 6	6	1	09 920 127	200692
EV-S G ANR	16 mm ² , L1, L2, L3 x 2 = 6	6	1	09 920 128	200708

Accessories: Protective cover caps EV-S BS

Wiring components DIN interconnecting rails



3-pole

RVS 3.125.120	Mounting rail distance 125 mm	1	09 920 286	076006
RVS 3.150.120	Mounting rail distance 150 mm	1	09 920 287	076013

Wiring components D0 busbars

Busbars, can be cut to length, for Do switch-disconnectors



1-pole

B G037-1-25/120 D0	Fork, 1 x 25 mm ² , L1	37	1	09 980 143	049031
B G037-1-35/125 D0 iso	Fork, 1 x 35 mm ² , L1	37	1	09 980 095	075955
B S037-1-16/080 D0	Pin, 1 x 16 mm ² , L1	37	1	09 980 141	049017

2-pole

B S039-2-35/125 D0	Pin, 2 x 35 mm ² , L1, L2	39	1	09 980 096	075962
--------------------	--------------------------------------	----	---	------------	--------

3-pole

B S039-3-16/080 D0	Pin, 3 x 16 mm ² , L1, L2, L3	39	1	09 980 142	049024
B S039-3-25/120 D0	Pin, 3 x 25 mm ² , L1, L2, L3	39	1	09 980 145	049055
B S039-3-35/125 D0	Pin, 3 x 35 mm ² , L1, L2, L3	39	1	09 980 097	075979

4-pole

B S039-4-16/080 D0	Pin, 3 x 16 mm ² , L1, L2, L3, N	39	1	09 980 093	063105
B S039-4-35/125 D0	Pin, 3 x 35 mm ² , L1, L2, L3, N	39	1	09 980 098	075986
B S040-4-25/120 D0	Pin, 3 x 25 mm ² , L1, L2, L3, N	40	1	09 980 146	049062

Accessories: End caps EK

D0 master disconnectors

mod. widths pack. units Article No. EAN (4014712...)



D0 master disconnectors Tytan

with fitted cartridges in the colour corresponding to the rated current and plug set, without fuse



1-pole

Tytan II D0-02-1/S	2 A, pink	1.5	1	09 980 385	123106
Tytan II D0-04-1/S	4 A, brown	1.5	1	09 980 386	123113
Tytan II D0-06-1/S	6 A, green	1.5	1	09 980 387	123120
Tytan II D0-10-1/S	10 A, red	1.5	1	09 980 388	123137
Tytan II D0-16-1/S	16 A, grey	1.5	1	09 980 389	123144
Tytan II D0-20-1/S	20 A, blue	1.5	1	09 980 390	123151
Tytan II D0-25-1/S	25 A, yellow	1.5	1	09 980 382	089631
Tytan II D0-35-1/S	35 A, black	1.5	1	09 980 381	089624
Tytan II D0-50-1/S	50 A, white	1.5	1	09 980 380	089617
Tytan II D0-63-1/S	63 A, copper	1.5	1	09 980 086	063112

3-pole

Tytan II D0-02-3/S	2 A, pink	4.5	1	09 980 391	123168
Tytan II D0-04-3/S	4 A, brown	4.5	1	09 980 392	123175
Tytan II D0-06-3/S	6 A, green	4.5	1	09 980 393	123182
Tytan II D0-10-3/S	10 A, red	4.5	1	09 980 394	123199
Tytan II D0-16-3/S	16 A, grey	4.5	1	09 980 395	123205
Tytan II D0-20-3/S	20 A, blue	4.5	1	09 980 396	123212
Tytan II D0-25-3/S	25 A, yellow	4.5	1	09 980 397	123229
Tytan II D0-35-3/S	35 A, black	4.5	1	09 980 383	118638
Tytan II D0-50-3/S	50 A, white	4.5	1	09 980 384	118645
Tytan II D0-63-3/S	63 A, copper	4.5	1	09 980 087	063129

Accessories: Restart locking facilities, Wiring components Do busbar can be cut to length

D0 master disconnectors Tytan with monitoring

with safety monitoring (LED and relay with NO contact and changeover contact), with fitted cartridges for fuse plug sets up to 63 A, without fuse



Tytan II D0-63-1+N/M		4.5	1	09 980 091	063167
Tytan II D0-63-1/M		3	1	09 980 088	063136
Tytan II D0-63-2/M		4.5	1	09 980 089	063143
Tytan II D0-63-3+N/M		7.5	1	09 980 092	063174
Tytan II D0-63-3/M		6	1	09 980 090	063150

Accessories: Restart locking facilities, Wiring components Do busbar can be cut to length

D0 master disconnectors Tytan lockable (empty housing)

lockable empty housing with fitted cartridges for fuse plug sets up to 63 A, without fuse



Tytan II D0-63-3+N/V		6	1	09 980 107	048676
Tytan II D0-63-3/V		4.5	1	09 980 106	048669

Accessories: Restart locking facilities, Wiring components Do busbar can be cut to length

D0 master disconnectors

mod. pack. Article No. EAN
widths units (4014712...)

D0 master disconnectors Tytan (track mounting)

Empty housing with 40 mm adaptor for track mounting and fitted cartridges for fuse plug sets up to 63 A, without fuse



Tytan II D0-63-3/B	4.5	1	09 980 400	160460
--------------------	-----	---	------------	--------

Accessories: Restart locking facilities, Wiring components Do busbar can be cut to length

D0 master disconnectors Tytan (empty housing)

Empty housing with fitted cartridges for fuse plug sets up to 63 A, without fuse



Tytan II D0-63-1	1.5	1	09 980 101	048614
Tytan II D0-63-1+N	3	1	09 980 104	048645
Tytan II D0-63-2	3	1	09 980 102	048621
Tytan II D0-63-3	4.5	1	09 980 103	048638
Tytan II D0-63-3+N	6	1	09 980 105	048652

Accessories: Restart locking facilities, Wiring components Do busbar can be cut to length

D0 master disconnectors Coron 2

Screwcap-less plug-in technology with fuse plug and flashing indicator for conventional fitted sleeves Do2 without fuse



Coron 2 63-1	1.5	1	09 980 671	132122
Coron 2 63-2	3	1	09 980 672	132139
Coron 2 63-3	4.5	1	09 980 673	132146

Accessories: Retainings springs Coron, Wiring components Do busbar can be cut to length

Disconnectors

mod. pack. Article No. EAN
widths units (4014712...)



Disconnectors DHS

The DHS switch-disconnectors are used as main switches for connected circuit distribution boards.



063 A

DHS 2-063	2-pole	2	1	09 900 005	129665
DHS 4-063	4-pole	4	1	09 900 007	129764

080 A

DHS 2-080	2-pole	2	1	09 900 006	129788
DHS 4-080	4-pole	4	1	09 900 008	129801

100 A

DHS 2-100	2-pole	2	1	09 900 001	111479
DHS 4-100	4-pole	4	1	09 900 003	111516

125 A

DHS 2-125	2-pole	2	1	09 900 002	111493
DHS 4-125	4-pole	4	1	09 900 004	111530

Accessories: Software BS DLS/DFS, Restart locking facilities WES, Clamp covers KA, Auxiliary Switches DHi

Disconnectors RH

10000

The devices in series RH are switch-disconnectors, with contacts that are very durable.



16 A

RH 016-100	1 NO	1	1	09 981 052	215016
------------	------	---	---	------------	--------

020 A

RH 020-100	1 NO	1	1	09 981 053	215023
RH 020-200	2 NO	2	1	09 981 087	215153
RH 020-300	3 NO	3	1	09 981 088	215160

25 A

RH 025-300	3 NO	3	1	09 981 054	215061
------------	------	---	---	------------	--------

032 A

RH 032-100	1 NO	1	1	09 981 093	224056
RH 032-200	2 NO	2	1	09 981 089	215177
RH 032-300	3 NO	3	1	09 981 055	215078

40 A

RH 040-100	1 NO	1	1	09 981 056	215030
RH 040-200	2 NO	2	1	09 981 057	215122
RH 040-300	3 NO	3	1	09 981 058	215085
RH 040-400	4 NO	4	1	09 981 059	215108

63 A

RH 063-100	1 NO	1	1	09 981 060	154841
RH 063-200	2 NO	2	1	09 981 061	154858
RH 063-300	3 NO	3	1	09 981 062	154865
RH 063-400	4 NO	4	1	09 981 063	154872

80 A

RH 080-300	3 NO	3	1	09 981 067	215092
RH 080-400	4 NO	4	1	09 981 108	240407

100 A

RH 100-200	2 NO	2	1	09 981 065	215054
RH 100-300	3 NO	3	1	09 981 064	154889
RH 100-400	4 NO	4	1	09 981 066	215115

Accessories: Clamp covers KA, Restart locking facilities RH-SS

Pulse relays (remote switches), Control switches, Group switches

mod. pack. Article No. EAN
widths units (4014712...)

Pulse relays (remote switches) RS

The impulse relays (remote switches) in series RS are suitable for switching electrical consumers up to 16 A in intermittent operation.



008 V AC / 16 A

RS 008-001	1 CO	1	1	09 981 041	154759
RS 008-100	1 NO	1	1	09 981 030	154643
RS 008-110	1 NC/1 NO	1	1	09 981 037	154711

012 V AC / 16 A

RS 012-001	1 CO	1	1	09 981 042	154766
RS 012-002	2 CO	2	1	09 981 045	154797
RS 012-100	1 NO	1	1	09 981 031	154650
RS 012-110	1 NC/1 NO	1	1	09 981 038	154728
RS 012-200	2 NO	1	1	09 981 034	154681

024 V AC / 16 A

RS 024-001	1 CO	1	1	09 981 043	154773
RS 024-002	2 CO	2	1	09 981 046	154803
RS 024-100	1 NO	1	1	09 981 032	154667
RS 024-110	1 NC/1 NO	1	1	09 981 039	154735
RS 024-200	2 NO	1	1	09 981 035	154698

230 V AC / 16 A

RS 230-001	1 CO	1	1	09 981 044	154780
RS 230-002	2 CO	2	1	09 981 047	154810
RS 230-100	1 NO	1	1	09 981 033	154674
RS 230-110	1 NC/1 NO	1	1	09 981 040	154742
RS 230-200	2 NO	1	1	09 981 036	154704

Accessories: Spacers RD, Capacitor blocks RS

Control switches RSS (push-button version)

The RSS control switches with push-button (latching) are suitable for switching electrical consumers up to 16 A.



250 V AC / 16 A

RSS 016-001	1 CO	1	1	09 981 077	154957
RSS 016-100	1 NO	1	1	09 981 070	154896
RSS 016-200	2 NO	1	1	09 981 071	154902

250 V AC / 16 A with LED

RSS 016-100L	1 NO	1	1	09 981 075	154933
RSS 016-200L	2 NO	1	1	09 981 076	154940

Control switches RSS (toggle version)

The RSS control switches with toggle are suitable for switching electrical consumers.



250 V AC / 16 A

RSS 016-300	3 NO	1	1	09 981 072	154919
-------------	------	---	---	------------	--------

Group switches RG

The group switches of the RG series are suitable for switching one-phase electrical consumers up to 16 A and have one zero position.



230 V, 400 V AC / 16 A

RG 016-001	1 CO	1	1	09 981 080	154971
RG 016-002	2 CO	1	1	09 981 081	154988

EAN refers to individual item | All illustrations are non-binding.

Pulse relays with central control, Pulse relays (remote switches), Control buttons, Installation relays

mod. pack. Article No. EAN
widths units (4014712...)

Pulse relays with central control RSZ



The impulse relays (remote switches with central control) in series RSZ are suitable for switching electrical consumers up to 16 A in intermittent operation.

024 V AC / 16 A

RSZ 024-100	1 NO	1	1	09 981 050	154827
-------------	------	---	---	------------	--------

230 V AC / 16 A

RSZ 230-100	1 NO	1	1	09 981 051	154834
-------------	------	---	---	------------	--------

Accessories: Spacers RD, Capacitor blocks RS

Pulse relays (remote switches) SIR



Modular DIN rail component

024 V DC / 16 A

SIR 16 L		1	1	09 500 153	064928
----------	--	---	---	------------	--------

Rated voltage 230 V AC

Control buttons RT



The RT control switches allow impulses to be generated for electrical consumers or within controls with a rated current of up to 16 A.

250 V AC / 16 A

RT 016-100	1 NO	1	1	09 981 084	155008
------------	------	---	---	------------	--------

RT 016-110	1 NC/1 NO	1	1	09 981 085	155015
------------	-----------	---	---	------------	--------

250 V AC / 16 A with LED

RT 016-110L	1 NC/1 NO	1	1	09 981 086	155022
-------------	-----------	---	---	------------	--------

Installation relays RI



The RI installation relays are suitable for switching single-phase consumers up to 20 A.

008 V AC / 20 A

RI 008-001	1 CO	1	1	09 981 010	154568
------------	------	---	---	------------	--------

RI 008-100	1 NO	1	1	09 981 001	154476
------------	------	---	---	------------	--------

RI 008-110	1 NC/1 NO	1	1	09 981 005	154513
------------	-----------	---	---	------------	--------

012 V AC / 20 A

RI 012-001	1 CO	1	1	09 981 011	154575
------------	------	---	---	------------	--------

RI 012-100	1 NO	1	1	09 981 002	154483
------------	------	---	---	------------	--------

RI 012-110	1 NC/1 NO	1	1	09 981 006	154520
------------	-----------	---	---	------------	--------

024 V AC / 20 A

RI 024-001	1 CO	1	1	09 981 012	154582
------------	------	---	---	------------	--------

RI 024-002	2 CO	2	1	09 981 014	154605
------------	------	---	---	------------	--------

RI 024-100	1 NO	1	1	09 981 003	154490
------------	------	---	---	------------	--------

RI 024-110	1 NC/1 NO	1	1	09 981 007	154537
------------	-----------	---	---	------------	--------

024 V DC / 20 A

RI 024-100 DC	1 NO	1	1	09 981 016	154629
---------------	------	---	---	------------	--------

RI 024-110 DC	1 NC/1 NO	1	1	09 981 017	154636
---------------	-----------	---	---	------------	--------

230 V AC / 20 A

RI 230-001	1 CO	1	1	09 981 013	154599
------------	------	---	---	------------	--------

RI 230-002	2 CO	2	1	09 981 015	154612
------------	------	---	---	------------	--------

RI 230-100	1 NO	1	1	09 981 004	154506
------------	------	---	---	------------	--------

RI 230-110	1 NC/1 NO	1	1	09 981 008	154544
------------	-----------	---	---	------------	--------

RI 230-200	2 NO	1	1	09 981 009	154551
------------	------	---	---	------------	--------

Accessories: Spacers RD

Time relays, Stairway time switches, Time switches

mod. pack. Article No. EAN
widths units (4014712...)

Time relays RZ

multifunctional time relay with long time ranges



RZM 128	12 V ... 240 V AC/DC	1	1	09 980 715	151659
RZQ 248	24 V ... 240 V AC/DC	1	1	09 980 716	151666

1 changeover contact, rated current 8 A, time range of 50 ms to 100 h

Stairway time switches RTZ

electronic stairwell lighting time switches with switch-off pre-warning



RTZ 2		1	1	09 980 719	151697
RTZ F		1	1	09 980 720	151703

1 NO contact, rated voltage 230 V AC, rated current 10 A

Time switches Uno

The mechanical time switches from the Uno series control one electrical load circuit each via day and/or week programs.



Uno D	Daily repetition operation, 0 h Reserve power	1	1	09 800 033	151062
Uno QRD	Daily repetition operation, 150 h Reserve power	1	1	09 800 034	151079
Uno QRS	Daily rep. operation, Weekly rep. operation, 150 h Reserve power	1	1	09 800 035	151086

1 NO contact, operating voltage 230 V AC

Time switches Data Micro

The compact digital time switches from the Data Micro series control up to two electrical load circuits via day and week programs.



Data Micro +	1 CO	2	1	09 800 031	151048
Data Micro 2+	2 CO	2	1	09 800 032	151055

Day, week and holiday program, 250 hours reserve power, rated voltage 230 V AC

Time switches DTSW Astro

time switch for controlling electrical consumers depending on sunrise and sunset times.



DTSW Astro 1	2 CO	2	1	09 800 037	221420
--------------	------	---	---	------------	--------

Sunrise, Sunset, Hourly repetition operation, Daily repetition operation, Weekly repetition operation, Holiday operation, 48 h Power reserve, rated voltage 250 V

Installation contactors

mod. pack. Article No. EAN
widths units (4014712...)

Installation contactors HS 24 V AC

for switching one and three-phase consumers, low-noise design



024 V AC

020 A

HS 1-024AC/20-02	4.6 kW/1.1 kW, 2 NC	1	1	09 980 405	067073
HS 1-024AC/20-11	4.6 kW/1.1 kW, 1 NC/1 NO	1	1	09 980 403	067059
HS 1-024AC/20-20	4.6 kW/1.1 kW, 2 NO	1	1	09 980 401	067035

024 A

HS 2-024AC/20-13	5.5 kW, 3 NC/1 NO	2	1	09 980 425	067318
HS 2-024AC/20-31	5.5 kW, 1 NC/3 NO	2	1	09 980 423	067295
HS 2-024AC/20-40	5.5 kW, 4 NO	2	1	09 980 421	067271

25 A

HS 1-024AC/25-20	5.5 kW/1.3 kW, 2 NO	1	1	09 980 448	231078
HS 2-024AC/25-04	5.7 kW, 4 NC	2	1	09 980 428	089457
HS 2-024AC/25-13	5.7 kW, 3 NC/1 NO	2	1	09 980 411	067134
HS 2-024AC/25-22	5.7 kW/1.3 kW, 2 NC/2 NO	2	1	09 980 432	107342
HS 2-024AC/25-31	5.7 kW, 1 NC/3 NO	2	1	09 980 409	067110
HS 2-024AC/25-40	5.7 kW, 4 NO	2	1	09 980 407	067097

40 A

HS 3-024AC/40-04	9 kW, 4 NC	3	1	09 980 436	118539
HS 3-024AC/40-22	9 kW/2.6 kW, 2 NC/2 NO	3	1	09 980 433	107359
HS 3-024AC/40-31	9 kW, 1 NC/3 NO	3	1	09 980 415	067172
HS 3-024AC/40-40	9 kW, 4 NO	3	1	09 980 413	067158

63 A

HS 3-024AC/63-22	14.3 kW/5 kW, 2 NC/2 NO	3	1	09 980 434	107366
HS 3-024AC/63-31	14.3 kW, 1 NC/3 NO	3	1	09 980 419	067219
HS 3-024AC/63-40	14.3 kW, 4 NO	3	1	09 980 417	067196

rated frequency (fixed): 50 Hz/60 Hz

Accessories: Auxiliary Switches HSH, Sealable caps HSP, Spacers RD

Installation contactors

mod. pack. Article No. EAN
widths units (4014712...)

Installation contactors HS 230 V AC

for switching one and three-phase consumers, low-noise design



230 V AC

020 A

HS 1-230AC/20-02	4.6 kW/1.1 kW, 2 NC	1	1	09 980 406	067080
HS 1-230AC/20-10	4.6 kW/1.1 kW, 1 NO	1	1	09 980 442	158405
HS 1-230AC/20-11	4.6 kW/1.1 kW, 1 NC/1 NO	1	1	09 980 404	067066
HS 1-230AC/20-20	4.6 kW/1.1 kW, 2 NO	1	1	09 980 402	067042

024 A

HS 2-230AC/20-13	5.5 kW, 3 NC/1 NO	2	1	09 980 426	067325
HS 2-230AC/20-31	5.5 kW, 1 NC/3 NO	2	1	09 980 424	067301
HS 2-230AC/20-40	5.5 kW, 4 NO	2	1	09 980 422	067288

25 A

HS 1-230AC/25-20	5.5 kW/1.3 kW, 2 NO	1	1	09 980 447	231061
HS 2-230AC/25-04	5.7 kW, 4 NC	2	1	09 980 427	075993
HS 2-230AC/25-13	5.7 kW, 3 NC/1 NO	2	1	09 980 412	067141
HS 2-230AC/25-22	5.7 kW/1.3 kW, 2 NC/2 NO	2	1	09 980 431	107335
HS 2-230AC/25-30	5.7 kW, 3 NO	2	1	09 980 443	158412
HS 2-230AC/25-31	5.7 kW, 1 NC/3 NO	2	1	09 980 410	067127
HS 2-230AC/25-40	5.7 kW, 4 NO	2	1	09 980 408	067103

40 A

HS 2-230AC/40-20	9 kW/2.6 kW, 2 NO	2	1	09 980 445	216716
HS 3-230AC/40-02	9 kW/2.6 kW, 2 NC	3	1	09 980 437	137073
HS 3-230AC/40-04	9 kW, 4 NC	3	1	09 980 435	118546
HS 3-230AC/40-20	9 kW/2.6 kW, 2 NO	3	1	09 980 439	151468
HS 3-230AC/40-22	9 kW/2.6 kW, 2 NC/2 NO	3	1	09 980 429	107113
HS 3-230AC/40-30	9 kW, 3 NO	3	1	09 980 440	152540
HS 3-230AC/40-31	9 kW, 1 NC/3 NO	3	1	09 980 416	067189
HS 3-230AC/40-40	9 kW, 4 NO	3	1	09 980 414	067165

63 A

HS 2-230AC/63-20	14.3 kW/5 kW, 2 NO	2	1	09 980 446	216723
HS 3-230AC/63-22	14.3 kW/5 kW, 2 NC/2 NO	3	1	09 980 430	107120
HS 3-230AC/63-30	14.3 kW, 3 NO	3	1	09 980 438	148208
HS 3-230AC/63-31	14.3 kW, 1 NC/3 NO	3	1	09 980 420	067226
HS 3-230AC/63-40	14.3 kW, 4 NO	3	1	09 980 418	067202

rated frequency (fixed): 50 Hz/60 Hz

Accessories: Auxiliary Switches HSH, Sealable caps HSP, Spacers RD

Installation contactors HS 230 V AC/220 V DC

For switching one and three-phase consumers, non-humming design

230 V AC / 220 V DC

25 A

HS 2-230UC/25-22	5.7 kW/1.3 kW, 2 NC/2 NO	2	1	09 980 450	236790
HS 2-230UC/25-31	5.7 kW, 1 NC/3 NO	2	1	09 980 452	236851
HS 2-230UC/25-40	5.7 kW, 4 NO	2	1	09 980 451	236820

rated frequency (fixed): DC, 50 Hz/60 Hz

Accessories: Spacers RD, Auxiliary Switches HSH, Sealable caps HSP



Undervoltage measuring relays, Load shedding relays, Mains field relays, Twilight switches

mod. pack. Article No. EAN
widths units (4014712...)

Undervoltage measuring relays RUR



Undervoltage monitoring for alternating voltage

RUR 1	fixed 195.5V AC, 3-phase	1	1	09 980 717	151673
RUR 3	adjustable 160 V ... 240 V AC, 3-phase	1	1	09 980 718	151680
RUR 5	fixed 165V AC, 3-phase	1	1	09 980 722	231177
RUR 6	fixed 165V AC, 1-phase	1	1	09 980 723	231931

1 changeover contact, operating voltage 230/400 V AC, rated current 5 A, duty cycle 100%.

Load shedding relays RLR



for isolating long-term operated consumers when switching on short-term operated consumers

RLR 1	instantaneous, for conventional continuous-flow heaters	1	1	09 980 283	076686
RLR 2	delayed, for electronic continuous-flow heaters	1	1	09 980 284	076693

1 NC contact, rated current 1 A, response current 5 A

Mains field relays FSE



for automatic load-dependent disconnection of the mains voltage as per environmentally compatible building recommendations

FSE 1		1	1	09 700 108	048126
-------	--	---	---	------------	--------

Switch-on threshold adjustable from 3-15 W, switch-off threshold 2-10 W, 1 NO contact

Accessories: Base load modules FS

Twilight switches EDS 16



for light-dependent control, adjustable switch-off threshold, fixed hysteresis

EDS 16 with LF 1	with LF 1 light sensor	2	1	09 500 110	047907
EDS 16 without LF 1	Single device without light sensor	2	1	09 500 121	048065

Adjustment range: 2 lux ... 1000 lux

Accessories: Sensors LF

Twilight switches Dasy



for daylight-linked lighting control (outdoor mounting)

010 A

Dasy 010-2 12 V AC/DC - we	white	1	09 500 040	160552
Dasy 010-2 230 V - an	anthracite	1	09 500 047	236660
Dasy 010-2 230 V - we	white	1	09 500 043	160125
Dasy 010-2 24 V AC/DC - we	white	1	09 500 041	160569

016 A

Dasy 016-2 230 V - an	anthracite	1	09 500 046	236646
Dasy 016-2 230 V - we	white	1	09 500 042	160118

switch-on threshold smoothly adjustable 1-200 Lux, 1 NO contact, protection class IP54, for wall and mast mounting

Accessories: Fastening sets

Twilight switches Dasy TC



with programmable time switch for energy-saving night-time switch-off

016 A

Dasy 016-230 VTC - an	anthracite	1	09 500 048	236684
Dasy 016-230 VTC - we	white	1	09 500 044	223356

switch-on threshold smoothly adjustable 1-200 Lux, 1 NO contact, protection class IP54, for wall and mast mounting

Accessories: Fastening sets

Pressure switches, Float switches

mod. pack. Article No. EAN
widths units (4014712...)

Pressure switches DSP

for automatically switching on/off electric motors on pumps



up to 6 bar

2-pole

DSP 06-2	1.5 bar ... 6 bar, 2 NC, 16 A	1	09 921 060	208568
----------	-------------------------------	---	------------	--------

3-pole

DSP 06-3	1.5 bar ... 6 bar, 3 NC, 25 A	1	09 921 062	208605
----------	-------------------------------	---	------------	--------

up to 10.5 bar

2-pole

DSP 10-2	4 bar ... 10.5 bar, 2 NC, 16 A	1	09 921 061	208582
----------	--------------------------------	---	------------	--------

3-pole

DSP 10-3	4 bar ... 10.5 bar, 3 NC, 25 A	1	09 921 063	208629
----------	--------------------------------	---	------------	--------

Float switches Champ

Float switches are used for fill-level-linked pump control.

Function "empty", NOC

with rubber cable, protective conductor

Champ 1 GS-L 03 m	empty, 1 NO, H07RN-F 3G1	1	09 921 001	061729
-------------------	--------------------------	---	------------	--------

Champ 1 GS-L 05 m	empty, 1 NO, H07RN-F 3G1	1	09 921 004	063020
-------------------	--------------------------	---	------------	--------

Champ 1 GS-L 10 m	empty, 1 NO, H07RN-F 3G1	1	09 921 007	063051
-------------------	--------------------------	---	------------	--------

Function "fill", NOC

with rubber cable, protective conductor

Champ 1 GS-F 03 m	fill, 1 NO, H07RN-F 3G1	1	09 921 002	063006
-------------------	-------------------------	---	------------	--------

Champ 1 GS-F 05 m	fill, 1 NO, H07RN-F 3G1	1	09 921 005	063037
-------------------	-------------------------	---	------------	--------

Champ 1 GS-F 10 m	fill, 1 NO, H07RN-F 3G1	1	09 921 008	063068
-------------------	-------------------------	---	------------	--------

Function "fill/empty", NOC

with rubber cable

Champ 2 G-L/F 03 m	fill/empty, 1 CO, H07RN-F 3X1	1	09 921 003	063013
--------------------	-------------------------------	---	------------	--------

Champ 2 G-L/F 05 m	fill/empty, 1 CO, H07RN-F 3X1	1	09 921 006	063044
--------------------	-------------------------------	---	------------	--------

Champ 2 G-L/F 10 m	fill/empty, 1 CO, H07RN-F 3X1	1	09 921 009	063075
--------------------	-------------------------------	---	------------	--------

Champ 2 G-L/F 20 m	fill/empty, 1 CO, H07RN-F 3X1	1	09 921 019	129993
--------------------	-------------------------------	---	------------	--------

with rubber cable, protective conductor

Champ 2 GS-L/F 03 m	fill/empty, 1 CO, H07RN-F 4G1	1	09 921 053	221444
---------------------	-------------------------------	---	------------	--------

Champ 2 GS-L/F 05 m	fill/empty, 1 CO, H07RN-F 4G1	1	09 921 056	221451
---------------------	-------------------------------	---	------------	--------

Champ 2 GS-L/F 10 m	fill/empty, 1 CO, H07RN-F 4G1	1	09 921 059	221468
---------------------	-------------------------------	---	------------	--------

switching capacity 10 A at 250 V AC max, housing colour blue (RAL 5010), IP 67

Accessories: Counterweights GGW

Float switches Champ HD

Float switches are used for fill-level-linked pump control.

These are suited for use in faeces tanks.

Function "fill/empty", NOC

with rubber cable

Champ 2 G-L/F HD 05 m	fill/empty, 1 CO, H07RN-F 3X1	1	09 921 070	221475
-----------------------	-------------------------------	---	------------	--------

Champ 2 G-L/F HD 10 m	fill/empty, 1 CO, H07RN-F 3X1	1	09 921 071	221482
-----------------------	-------------------------------	---	------------	--------

Champ 2 G-L/F HD 20 m	fill/empty, 1 CO, H07RN-F 3X1	1	09 921 072	221499
-----------------------	-------------------------------	---	------------	--------

switching capacity 10 A at 250 V AC max, housing colour blue (RAL 5010), IP 67

Accessories: Counterweights GGW



Residual current analysis systems, Measuring transformers,
Indicator lamps, Flush-mounted sockets, Pulse relays (remote switches)

mod. pack. Article No. EAN
widths units (4014712...)

Residual current analysis systems DRCA



DRCA-1-Set			1	09 352 050	199491
------------	--	--	---	------------	--------


Set consists of: Measuring unit DRCA 1, residual current transformer DRCA 1 CT 70, measuring cable 3 m length DRCA 1 MC, analysis software DRCA 1 SW in storage case

Accessories: Measuring transformers DRCA CT

Measuring transformers DRCA CT



Residual current detection unit, can be combined with a DRCA 1 measuring unit to a residual current analysis system.



DRCA 1 CT 070	70 mm		1	09 352 052	199514
DRCA 1 CT 105	105 mm		1	09 352 056	201286
DRCA 1 CT 140	140 mm		1	09 352 057	201293

Indicator lamps RL

Indicator lights with LED



RL 230-1GR	green		1	1	09 981 091	155046
RL 230-1RT	red		1	1	09 981 092	155053
RL 230-1W	white		1	1	09 981 090	155039

Operating voltage AC 50 - 240 V/DC 110 - 240 V

Flush-mounted sockets RDS

Installation sockets with a connected load of 250 V/16 A



RDS 6			2.5	1	09 980 028	040458
RDS 9	with lid		2.5	1	09 980 698	131941

for distribution board installation

Pulse relays (remote switches) SIR

Modular DIN rail component

024 V DC / 16 A



SIR 16 L			1	1	09 500 153	064928
----------	--	--	---	---	------------	--------

Rated voltage 230 V AC

Lighting control devices, Relay and shutter controls

mod. pack. Article No. EAN
widths units (4014712...)

Lighting control devices RUD 1

remote dimmer with central on/off and memory function

RUD 1	15 VA ... 420 VA	2	1	09 500 028	064232
adjustable for leading or trailing edge, operating voltage 230 V AC, control voltage 230 V AC, dimming capacity 15 VA - 420 VA					



Lighting control devices RUD 2

control unit for remote dimmer consumers LT 500 and LT 1200 with central on/off and memory function

RUD 2		1	1	09 500 203	075665
Operating voltage 230 V AC, control voltage 230 V AC					



Lighting control devices LT 500/LT 1200

Power dimmer for control devices with PWM output

LT 0500	10 VA ... 500 VA	2	1	09 500 226	149700
LT 1200	40 VA ... 1200 VA	4	1	09 500 227	149717
adjustable for leading or trailing edge, operating voltage 230 V AC					



Lighting control devices LT 500 M/LT 1200 M

with rotary knob for local operation

LT 0500 M	10 VA ... 500 VA	2	1	09 500 224	138216
LT 1200 M	40 VA ... 1200 VA	4	1	09 500 230	199880
adjustable for leading or trailing edge, operating voltage 230 V AC, control voltage 230 V AC					



Lighting control devices DALI

for comfortable and situation dependant light control via the DALI bus

LSG 4 DALI		4	1	09 500 243	215139
operating voltage 24 V DC, 8 push-button inputs with feedback for controlling light groups and scenes feedback, inputs for central on and central off, for up to 64 devices on the DALI bus					



SI-System

Relay and shutter controls SIRO

Roller blind control device

SIRO		2	1	09 500 152	047952
Rated voltage 230 V AC, operating voltage 24 V DC, rated current 2 A, control voltage 24 V DC					



Sensors, Doorbell transformers, Retainings springs

mod. pack. widths units Article No. EAN (4014712...)

SI-System

Sensors SIDS, EDS 16

Light sensor individual devices



LF1		1	09 500 029	064553
-----	--	---	------------	--------

Light value detection for up to 10 EDS etc.

SI-System

Sensors SIWS/SIWR

robust, maintenance-free anemometer and evaluation unit



SIWR	Evaluation unit for SIWS, adjustable, 24 V DC	2	1	09 500 208	077553
SIWS	wind sensor, Reed contact, 250 mA	1		09 500 206	077539

Accessories: Sensors SIWS, Surface mounting sets SIWH

SI-System

Sensors SIRW

Rain sensor with heated sensor element



SIRW		1	09 500 207	077546
------	--	---	------------	--------

Operating voltage 24 V DC/max. 150 mA, 2 potential-free changeover contacts 230 V/max. 2 A

Accessories: Surface mounting sets SIWH

Doorbell transformers RK

for converting the mains voltage 230 V into SELV



RK 12	4/8/12 V; 2/2/1.5 A, cannot be switched off	2	1	09 980 033	040502
RK 12 S	4/8/12 V; 2/2/1.5 A, can be switched off at primary	2	1	09 980 034	040519
RK 24	8/12/24 V; 2/1.3/0.6 A, cannot be switched off	2	1	09 980 654	118720
RK 3 U	4/8/12 V; 3/2/2 A, cannot be switched off	3	1	09 980 085	044524
RK 81	8 V; 1 A, cannot be switched off	2	1	09 980 029	040465
RK 81 S	8 V; 1 A, can be switched off at primary	2	1	09 980 030	040472

Primary voltage 230 V AC/50 Hz, duty cycle 100%

Accessories: Surface mounting sets RK

Retainings springs Coron 2

for using Do1 fuses



Coron 2 HF		1	09 980 674	132153
------------	--	---	------------	--------

Auxiliary Switches, Restart locking facilities, Clamp covers, Information stickers

mod. pack. Article No. EAN
widths units (4014712...)

Auxiliary Switches DHi/Hi/HSH

Auxiliary switches report the status of the main devices to which they are fitted.

[for DFS 2/4 and DHS 2/4](#)

DHi 11	1 NC/1 CO	0.5	1	09 200 040	198388
DHi 2 (schwarzer Knebel)	1 NC/1 CO	0.5	1	09 913 996	076983

[for DLS 6](#)

DHi 3	1 NO	0.5	1	09 917 984	197275
DHi 4	1 NC/1 NO	0.5	1	09 917 985	197282
DHi 5	2 NC/1 NO	0.5	1	09 917 986	197299
DHi 6	1 NC/2 NO	0.5	1	09 917 987	197305
DHi 7	1 CO	0.5	1	09 917 988	197312
DHi 8	2 CO	0.5	1	09 917 989	197329

[for DMCB 2](#)

DMCB 2 Hi 1	1 NC/1 NO	0.5	1	09 915 086	225763
-------------	-----------	-----	---	------------	--------

[for DRCBO 3/DAFDD/ELS 3](#)

DHi 12	2 CO	0.5	1	09 200 031	242890
--------	------	-----	---	------------	--------

[for FIB/FIC Type A \(3+N\) and Type B](#)

DRCBO 4 Hi 1	1 CO	0.5	1	09 200 030	221437
--------------	------	-----	---	------------	--------

[for HS 2/3](#)

HS 11	1 NC/1 NO	0.5	1	09 980 497	067233
-------	-----------	-----	---	------------	--------



Restart locking facilities DEASS/WES/RH-SS

This equipment prevents the unintentional activation of switching devices, e.g. during maintenance work.

DEASS	for miniature circuit-breakers DLS 6	1	09 917 983	197268
RHSS	for main switches RH	1	09 981 068	158016
WES	for RCCB DFS and main switches DHS	1	09 913 993	149656



Clamp covers KA/RH-KA

for DLS 6 miniature circuit-breakers and series RH main switches / for protection against contact with voltage from leading terminals

[for DFS 2/DHS 2](#)

KA-DFS 2	sealable	1	09 200 011	089440
----------	----------	---	------------	--------

[for DFS 4/DHS 4](#)

KA-DFS 4	sealable	1	09 200 012	123779
----------	----------	---	------------	--------

[for DLS 6/RH](#)

KA-DLS/RH		1	09 913 997	067356
-----------	--	---	------------	--------

[for Main switches RH](#)

RH-KA		1	09 981 069	158023
-------	--	---	------------	--------



Information stickers HAS

Information stickers for residual current circuit-breakers DFS 2 and DFS 4

HAS DFS		1	09 200 021	215832
---------	--	---	------------	--------



Interfaces, Housings, Auxiliary Switches,
Detectors/control panels, Cables, Operating current trips

mod. pack. Article No. EAN
widths units (4014712...)

Interfaces DRCCB 5 CM

for remotely monitoring the DRCCB 5



DRCCB 5 CM-M			1	1	09 200 060	232242
--------------	--	--	---	---	------------	--------

Housings N-7

for DFL 8 residual current circuit-breakers



N7 housing			1		09 200 028	075412
IP54, lockable, bracket diameter max. 6 mm						

Auxiliary Switches DAX

for DMCCB



DAX 1-1	1 CO		1		09 300 081	220072
DAX 2-1	1 CO		1		09 300 082	220089

Detectors/control panels DMD-P/ DMRP

acoustic and visual indicator and control panel



DMD P	for DMD 2, wall-mounting		1		09 352 011	046146
DMRP 230	for DMD 2, installed in distribution board		2	1	09 981 110	216280
for protection and monitoring devices with signalling contacts, acoustic indicator can be switched off						

Cables DFA 2-RC

assembled cable harness for test button function DFA 2-3 and DFA 2-4



DFA 2 - RC 030	30 mA		1		09 100 150	213890
DFA 2 - RC 100	100 mA		1		09 100 151	213906
DFA 2 - RC 300	300 mA		1		09 100 152	213913
optional, for DFA 2-3 and DFA 2-4						

Operating current trips FAM

Operating current trips for RCCB/MCB 1-pole+N design Type A, retro-fittable



FAM 1			0.5	1	09 950 011	078529
-------	--	--	-----	---	------------	--------

Operating current trips, Fault signalling switches

mod. pack. Article No. EAN
widths units (4014712...)

Operating current trips DASA

for DLS 6 and DMCB 2 / for DLS 6 and DMCB 2



for DLS 6

DASA 230	230 V		1	1	09 917 995	197381
DASA 24	24 V		1	1	09 917 993	197367

for DMCB 2

DMCB 2 ASA 1	230 V		1.5	1	09 915 087	225770
--------------	-------	--	-----	---	------------	--------

Operating current trips DSHT 1

for DMCCB 2 ESF/SSCJ, DMCCB 3 SSF



DSHT 1-1	100 - 120 V AC	SELLOUT	1	09 300 041	219830
DSHT 1-2	200 - 240 V AC	SELLOUT	1	09 300 042	219847
DSHT 1-3	380 - 450 V AC	SELLOUT	1	09 300 043	219854
DSHT 1-4	24 V DC	SELLOUT	1	09 300 044	219861
DSHT 1-5	48 V DC	SELLOUT	1	09 300 045	219878
DSHT 1-6	100 - 120 V DC	SELLOUT	1	09 300 046	219885
DSHT 1-7	200 - 240 V DC	SELLOUT	1	09 300 047	219892

Operating current trips DSHT 2

for DMCCB 1 SNJ, DMCCB 2 SNJ, DMCCB 3 SNJ, DMCCB 4, DMCCB 5, DMCCB 6, DMCCB 7



DSHT 2-1	100 - 120 V AC	SELLOUT	1	09 300 048	219908
DSHT 2-2	200 - 240 V AC	SELLOUT	1	09 300 049	219939
DSHT 2-3	380 - 450 V AC	SELLOUT	1	09 300 050	219946
DSHT 2-4	12 V DC	SELLOUT	1	09 300 051	219953
DSHT 2-5	24 V DC	SELLOUT	1	09 300 052	219960
DSHT 2-6	48 V DC	SELLOUT	1	09 300 053	219977
DSHT 2-7	100 - 120 V DC	SELLOUT	1	09 300 054	219984
DSHT 2-8	200 - 240 V DC	SELLOUT	1	09 300 055	219991

Operating current trips DSHT 3

for DMCCB 8



DSHT 3-1	100 - 120 V AC	SELLOUT	1	09 300 056	220003
DSHT 3-2	200 - 240 V AC	SELLOUT	1	09 300 057	220010
DSHT 3-3	380 - 450 V AC	SELLOUT	1	09 300 058	220027
DSHT 3-4	24 V DC	SELLOUT	1	09 300 059	220034
DSHT 3-5	48 V DC	SELLOUT	1	09 300 060	220041
DSHT 3-6	100 - 120 V DC	SELLOUT	1	09 300 061	220058
DSHT 3-7	200 - 240 V DC	SELLOUT	1	09 300 062	220065

Fault signalling switches DHi-S

trip-indicating auxiliary contacts



DHi-S10	1 CO		0.5	1	09 917 990	197336
DHi-S11	2 CO		0.5	1	09 917 991	197343

Undervoltage trips, Software, Documentations

mod. pack. Article No. EAN
widths units (4014712...)

Undervoltage trips DUVT 1

for DMCCB 2 ESF/SSCJ, DMCCB 3 SSF



DUVT 1-1	100 - 120 V AC	SELLOUT	1	09 300 001	219632
DUVT 1-2	200 - 240 V AC	SELLOUT	1	09 300 002	219649
DUVT 1-3	380 - 450 V AC	SELLOUT	1	09 300 003	219656
DUVT 1-4	24 V DC	SELLOUT	1	09 300 004	219663
DUVT 1-5	100 - 120 V DC	SELLOUT	1	09 300 005	219670
DUVT 1-6	200 - 240 V DC	SELLOUT	1	09 300 006	219687

Undervoltage trips DUVT 2

for DMCCB 1 SNJ, DMCCB 2 SNJ, DMCCB 3 SNJ, DMCCB 4, DMCCB 5



DUVT 2-1	100 - 120 V AC	SELLOUT	1	09 300 007	219694
DUVT 2-2	200 - 240 V AC	SELLOUT	1	09 300 008	219700
DUVT 2-3	380 - 450 V AC	SELLOUT	1	09 300 009	219717
DUVT 2-4	24 V DC	SELLOUT	1	09 300 010	219724
DUVT 2-5	100 - 120 V DC	SELLOUT	1	09 300 011	219731
DUVT 2-6	200 - 240 V DC	SELLOUT	1	09 300 012	219748

Undervoltage trips DUVT 3

for DMCCB 6, DMCCB 7, DMCCB 8



DUVT 3-1	100 - 120 V AC	SELLOUT	1	09 300 013	219755
DUVT 3-2	200 - 240 V AC	SELLOUT	1	09 300 014	219762
DUVT 3-3	380 - 450 V AC	SELLOUT	1	09 300 015	219779
DUVT 3-4	24 V DC	SELLOUT	1	09 300 016	220157
DUVT 3-5	100 - 120 V DC	SELLOUT	1	09 300 017	219786
DUVT 3-6	200 - 240 V DC	SELLOUT	1	09 300 018	219793
DUVT 3-7	115 - 120 V AC	SELLOUT	1	09 300 019	219809
DUVT 3-8	230 - 240 V AC	SELLOUT	1	09 300 020	219816
DUVT 3-9	440 - 450 V AC	SELLOUT	1	09 300 021	219823

Software BS DLS/DFS

for DFS 2, DFS 4 and DLS 6



BS DLS/DFS			1	09 917 980	200395
------------	--	--	---	------------	--------

Download free-of-charge online at www.doepke.de.

Documentations Label sheets (printable)



Label sheets DLS6, A4, perforated					59 001 88B
-----------------------------------	--	--	--	--	------------

Input terminals, Protective cover caps, End caps

mod. pack. Article No. EAN
widths units (4014712...)

Input terminals ES

RCCB-Input terminals 6-25 mm²



ES/35 G/S	mountable side-by-side	1	09 920 099	015463
-----------	------------------------	---	------------	--------

Input terminals AS

MCB-Input terminals 6-25 mm²



AS 25-Gi	furcated cable lug design	1	09 920 104	015449
AS 25-SLi	flange design, long	1	09 920 186	046061
AS 25-Si	flange design	1	09 920 087	021679

Protective cover caps EV-S BS

for covering of unused terminals



EV-S BS	Thermoplastic resin, yellow	1	09 920 160	021686
---------	-----------------------------	---	------------	--------

End caps EK

for busbars which can be cut to length



EK-1/10/16	one-pole, for busbars 10/16 mm ²	1	09 920 097	202603
EK-1/25/35	one-pole, for busbars 25/35 mm ²	1	09 920 096	202597
EK-2/3/10/16	two-, three-pole, for busbars 10/16 mm ²	1	09 920 098	015425
EK-2/3/35	two-, three-pole, for busbars 35 mm ²	1	09 920 094	202573
EK-2/3/4/25	two-, three-, four-pole, for busbars 25 mm ²	1	09 920 095	202580
EK-4/10/16	four-pole, for busbars 16 mm ²	1	09 920 102	015432

Fuse carrier sets, Restart locking facilities, Input terminals

mod. pack. Article No. EAN
widths units (4014712...)

Fuse carrier sets DSE D02

electronic display (flashing indicators) / mechanical display



electronic

DSE D02-01 EI	1 A, purple	1	09 980 109	048690
DSE D02-02 EI	2 A, pink	1	09 980 110	048706
DSE D02-04 EI	4 A, brown	1	09 980 111	048713
DSE D02-06 EI	6 A, green	1	09 980 112	048720
DSE D02-10 EI	10 A, red	1	09 980 113	048737
DSE D02-16 EI	16 A, grey	1	09 980 114	048744
DSE D02-20 EI	20 A, blue	1	09 980 115	048751
DSE D02-25 EI	25 A, yellow	1	09 980 116	048768
DSE D02-35 EI	35 A, black	1	09 980 117	048775
DSE D02-40 EI	40 A, black	1	09 980 640	201866
DSE D02-50 EI	50 A, white	1	09 980 118	048782
DSE D02-63 EI	63 A, copper	1	09 980 119	048799

mechanical

DSE D02-02 MI	2 A, pink	1	09 980 120	048805
DSE D02-04 MI	4 A, brown	1	09 980 121	048812
DSE D02-06 MI	6 A, green	1	09 980 122	048829
DSE D02-10 MI	10 A, red	1	09 980 123	048836
DSE D02-16 MI	16 A, grey	1	09 980 124	048843
DSE D02-20 MI	20 A, blue	1	09 980 125	048850
DSE D02-25 MI	25 A, yellow	1	09 980 126	048867
DSE D02-35 MI	35 A, black	1	09 980 127	048874
DSE D02-40 MI	40 A, black	1	09 980 641	201880
DSE D02-50 MI	50 A, white	1	09 980 128	048881
DSE D02-63 MI	63 A, copper	1	09 980 129	048898

Standard series 230/400 V, 3 plugs, 3 fitted cartridges, 3 fuses, 1 box, for mounting the Do switch-disconnectors.

Restart locking facilities Tytan locks



Tytan II D0 WES-K-bl		3	1	09 980 136	048966
Tytan II D0 WES-K-ge		3	1	09 980 138	048980
Tytan II D0 WES-K-gn		3	1	09 980 137	048973
Tytan II D0 WES-K-rt		3	1	09 980 139	048997
Tytan II D0 WES-K-sw		3	1	09 980 135	048959
Tytan II D0 WES-M-bl	5A4	3	1	09 980 131	048911
Tytan II D0 WES-M-ge	5A1	3	1	09 980 134	048942
Tytan II D0 WES-M-gn	5A3	3	1	09 980 132	048928
Tytan II D0 WES-M-rt	5A2	3	1	09 980 133	048935
Tytan II D0 WES-M-sw	5A5	3	1	09 980 130	048904

K = plastic, M = metal

Input terminals DK

for looping through supply line



Twin terminal, 3-pole		1	09 980 140	049000
-----------------------	--	---	------------	--------

permissible connector cross-section 1.5 mm² - 35 mm²

Capacitor blocks, Spacers, Sealable caps, Base load modules, Fastening sets

mod. pack. Article No. EAN
widths units (4014712...)

Capacitor blocks RS-KB

for compensating for voltage increases



RS-KB	1	1	09 981 096	158009
-------	---	---	------------	--------

Spacers RD

for impulse relays RS/RSZ and installation relays RI



RD 05	0.5	1	09 981 095	156913
-------	-----	---	------------	--------

Use a spacer on both sides at 100% duty cycle

Sealable caps HSP

for HS installation contactors



HS P-20/25	for HS 20 (four-pole), HS 25	1	09 980 498	067240
HS P-40/63	for HS 40, HS 63	1	09 980 499	067257

Base load modules FS-GZ

for the mains field relay FSE 1



FS-GZ	Signals the switching status of the mains field relay and allows a base load to be easily switched on at the socket	1	09 700 007	013476
-------	---	---	------------	--------

Base load modules FS-GE

for the mains field relay FSE 1



FS-GE	For installation in junction boxes and fluorescent lamp fittings. Required for loads that have high resistance when measuring voltage if 3 V AC, such as with fluorescent lamps and phase controls.	1	09 700 006	013469
-------	---	---	------------	--------

Fastening sets Dasy MH

for mounting on masts and pipes



Dasy MH	consisting of 2 stainless steel brackets, 4 stainless steel screws, 1 stainless steel cable connector, for pipe diameters up to 150 mm	1	09 500 049	161153
---------	--	---	------------	--------

Counterweights, Surface mounting sets

mod. pack. Article No. EAN
widths units (4014712...)

Counterweights GGW


for fixing the cable and setting the switching point for Champ float switches



GGW	black, non-toxic PP	1	09 921 010	063082
-----	---------------------	---	------------	--------

Surface mounting sets RK M

for on-wall mounting



RK M36	for RK 81, RK 81 S, RK 12, RK 12 S, RK 24	1	09 980 652	107410
RK M54	for RK 3 U	1	09 980 653	107427

SI-System

Surface mounting sets SIWH

Wall bracket with telescopic arm for SIWS and SIRW



SIWH		1	09 500 212	100558
------	--	---	------------	--------

General Conditions for the supply of Products and Services of the Electrical and Electronics Industry ("GL")* for commercial transactions between businesses recommended by ZVEI - Zentralverband Elektrotechnik- und Elektronikindustrie e. V. – as of June 2011 –



* The original German text shall be the governing version.

ARTICLE I: GENERAL PROVISIONS

1. Legal relations between Supplier and Purchaser in connection with supplies and/or services of the Supplier (hereinafter referred to as „Supplies“) shall be solely governed by the present GL. The Purchaser's general terms and conditions shall apply only if expressly accepted by the Supplier in writing. The scope of delivery shall be determined by the congruent mutual written declarations.
2. The Supplier herewith reserves any industrial property rights and/or copyrights pertaining to its cost estimates, drawings and other documents (hereinafter referred to as „Documents“). The Documents shall not be made accessible to third parties without the Supplier's prior consent and shall, upon request, be returned without undue delay to the Supplier if the contract is not awarded to the Supplier. Sentences 1 and 2 shall apply mutatis mutandis to the Purchaser's Documents; these may, however, be made accessible to those third parties to whom the Supplier has rightfully subcontracted Supplies.
3. The Purchaser has the non-exclusive right to use standard software and firmware, provided that it remains unchanged, is used within the agreed performance parameters, and on the agreed equipment. Without express agreement the Purchaser may make one back-up copy of standard software.
4. Partial deliveries are allowed, unless they are unreasonable to accept for the Purchaser.
5. The term „claim for damages“ used in the present GL also includes claims for indemnification for useless expenditure.

ARTICLE II: PRICES, TERMS OF PAYMENT, AND SET-OFF

1. Prices are ex works and excluding packaging; value added tax shall be added at the then applicable rate.
2. If the Supplier is also responsible for assembly or erection and unless otherwise agreed, the Purchaser shall pay the agreed remuneration and any incidental costs required, e. g. for traveling and transport as well as allowances.
3. Payments shall be made free Supplier's paying office.
4. The Purchaser may set off only those claims which are undisputed or non-appealable.

ARTICLE III: RETENTION OF TITLE

1. The items pertaining to the Supplies („Retained Goods“) shall remain the Supplier's property until each and every claim the Supplier has against the Purchaser on account of the business relationship has been fulfilled. If the combined value of the Supplier's security interests exceeds the value of all secured claims by more than 20 %, the Supplier shall release a corresponding part of the security interest if so requested by the Purchaser; the Supplier shall be entitled to choose which security interest it wishes to release.
2. For the duration of the retention of title, the Purchaser may not pledge the Retained Goods or use them as security, and resale shall be possible only for resellers in the ordinary course of their business and only on condition that the reseller receives payment from its customer or makes the transfer of property to the customer dependent upon the customer fulfilling its obligation to effect payment.
3. Should Purchaser resell Retained Goods, it assigns to the Supplier, already today, all claims it will have against its customers out of the resale, including any collateral rights and all balance claims, as security, without any subsequent declarations to this effect being necessary. If the Retained Goods are sold on together with other items and no individual price has been agreed with respect to the Retained Goods, Purchaser shall assign to the Supplier such fraction of the total price claim as is attributable to the price of the Retained Goods invoiced by Supplier.
4. (a) Purchaser may process, amalgamate or combine Retained Goods with other items. Processing is made for Supplier. Purchaser shall store the new item thus created for Supplier, exercising the due care of a diligent businessperson. The new items are considered as Retained Goods.
(b) Already today, Supplier and Purchaser agree that if Retained Goods are combined or amalgamated with other items that are not the property of Supplier, Supplier shall acquire co-ownership in the new item in proportion of the value of the Retained Goods combined or amalgamated to the other items at the time of combination or amalgamation. In this respect, the new items are considered as Retained Goods.
(c) The provisions on the assignment of claims according to No. 3 above shall also apply to the new item. The assignment, however, shall only apply to the amount corresponding to the value invoiced by Supplier for the Retained Goods that have been processed, combined or amalgamated.
(d) Where Purchaser combines Retained Goods with real estate or movable goods, it shall, without any further declaration being necessary to this effect, also assign to

Supplier as security its claim to consideration for the combination, including all collateral rights for the prorata amount of the value the combined Retained Goods have on the other combined items at the time of the combination.

5. Until further notice, Purchaser may collect assigned claims relating to the resale. Supplier is entitled to withdraw Purchaser's permission to collect funds for good reason, including, but not limited to delayed payment, suspension of payments, start of insolvency proceedings, protest or justified indications for overindebtedness or pending insolvency of Purchaser. In addition, Supplier may, upon expiry of an adequate period of notice disclose the assignment, realize the claims assigned and demand that Purchaser informs its customer of the assignment.
6. The Purchaser shall inform the Supplier forthwith of any seizure or other act of intervention by third parties. If a reasonable interest can be proven, Purchaser shall, without undue delay, provide Supplier with the information and/or Documents necessary to assert the claims it has against its customers.
7. Where the Purchaser fails to fulfill its duties, fails to make payment due, or otherwise violates its obligations the Supplier shall be entitled to rescind the contract and take back the Retained Goods in the case of continued failure following expiry of a reasonable remedy period set by the Supplier; the statutory provisions providing that a remedy period is not needed shall be unaffected. The Purchaser shall be obliged to return the Retained Goods. The fact that the Supplier takes back Retained Goods and/or exercises the retention of title, or has the Retained Goods seized, shall not be construed to constitute a rescission of the contract, unless the Supplier so expressly declares.

ARTICLE IV: TIME FOR SUPPLIES; DELAY

1. Times set for Supplies shall only be binding if all Documents to be furnished by the Purchaser, necessary permits and approvals, especially concerning plans, are received in time and if agreed terms of payment and other obligations of the Purchaser are fulfilled. If these conditions are not fulfilled in time, times set shall be extended reasonably; this shall not apply if the Supplier is responsible for the delay.
(a) force majeure, such as mobilization, war, terror attacks, rebellion or similar events (e. g. strike or lockout);
(b) virus attacks or other attacks on the Supplier's IT systems occurring despite protective measures were in place that complied with the principles of proper care;
(c) hindrances attributable to German, US or otherwise applicable national, EU or international rules of foreign trade law or to other circumstances for which Supplier is not responsible; or
(d) the fact that Supplier does not receive its own supplies in due time or in due form such times shall be extended accordingly.
3. If the Supplier is responsible for the delay (hereinafter referred to as „Delay“) and the Purchaser has demonstrably suffered a loss therefrom, the Purchaser may claim a compensation as liquidated damages of 0.5 % for every completed week of Delay, but in no case more than a total of 5 % of the price of that part of the Supplies which due to the Delay could not be put to the intended use.
4. Purchaser's claims for damages due to delayed Supplies as well as claims for damages in lieu of performance exceeding the limits specified in No. 3 above are excluded in all cases of delayed Supplies, even upon expiry of a time set to the Supplier to effect the Supplies. This shall not apply in cases of liability based on intent, gross negligence, or due to loss of life, bodily injury or damage to health. Rescission of the contract by the Purchaser based on statute is limited to cases where the Supplier is responsible for the delay. The above provisions do not imply a change in the burden of proof to the detriment of the Purchaser.
5. At the Supplier's request, the Purchaser shall declare within a reasonable period of time whether it, due to the delayed Supplies, rescinds the contract or insists on the delivery of the Supplies.
6. If dispatch or delivery, due to Purchaser's request, is delayed by more than one month after notification of the readiness for dispatch was given, the Purchaser may be charged, for every additional month commenced, storage costs of 0.5 % of the price of the items of the Supplies, but in no case more than a total of 5 %. The parties to the contract may prove that higher or, as the case may be, lower storage costs have been incurred.

ARTICLE V: PASSING OF RISK

1. Even where delivery has been agreed freight free, the risk shall pass to the Purchaser as follows:
(a) if the delivery does not include assembly or erection, at the time when it is shipped or picked up by the carrier. Upon the Purchaser's request, the Supplier shall insure the

- delivery against the usual risks of transport at the Purchaser's expense;
- (b) if the delivery includes assembly or erection, at the day of taking over in the Purchaser's own works or, if so agreed, after a successful trial run.
2. The risk shall pass to the Purchaser if dispatch, delivery, the start or performance of assembly or erection, the taking over in the Purchaser's own works, or the trial run is delayed for reasons for which the Purchaser is responsible or if the Purchaser has otherwise failed to accept the Supplies.

ARTICLE VI: ASSEMBLY AND ERECTION

Unless otherwise agreed in written form, assembly and erection shall be subject to the following provisions:

1. Purchaser shall provide at its own expense and in due time:
 - (a) all earth and construction work and other ancillary work outside the Supplier's scope, including the necessary skilled and unskilled labor, construction materials and tools;
 - (b) the equipment and materials necessary for assembly and commissioning such as scaffolds, lifting equipment and other devices as well as fuels and lubricants;
 - (c) energy and water at the point of use including connections, heating and lighting;
 - (d) suitable dry and lockable rooms of sufficient size adjacent to the site for the storage of machine parts, apparatus, materials, tools, etc. and adequate working and recreation rooms for the erection personnel, including sanitary facilities as are appropriate in the specific circumstances; furthermore, the Purchaser shall take all measures it would take for the protection of its own possessions to protect the possessions of the Supplier and of the erection personnel at the site;
 - (e) protective clothing and protective devices needed due to particular conditions prevailing on the specific site.
2. Before the erection work starts, the Purchaser shall unsolicitedly make available any information required concerning the location of concealed electric power, gas and water lines or of similar installations as well as the necessary structural data.
3. Prior to assembly or erection, the materials and equipment necessary for the work to start must be available on the site of assembly or erection and any preparatory work must have advanced to such a degree that assembly or erection can be started as agreed and carried out without interruption. Access roads and the site of assembly or erection must be level and clear.
4. If assembly, erection or commissioning is delayed due to circumstances for which the Supplier is not responsible, the Purchaser shall bear the reasonable costs incurred for idle times and any additional traveling expenditure of the Supplier or the erection personnel.
5. The Purchaser shall attest to the hours worked by the erection personnel towards the Supplier at weekly intervals and the Purchaser shall immediately confirm in written form if assembly, erection or commissioning has been completed.
6. If, after completion, the Supplier demands acceptance of the Supplies, the Purchaser shall comply therewith within a period of two weeks. The same consequences as upon acceptance arise if and when the Purchaser lets the two week period expire or the Supplies are put to use after completion of agreed test phases, if any.

ARTICLE VII: RECEIVING SUPPLIES

The Purchaser shall not refuse to receive Supplies due to minor defects.

ARTICLE VIII: DEFECTS AS TO QUALITY

The Supplier shall be liable for defects as to quality („Sachmängel“, hereinafter referred to as „Defects“,) as follows:

1. Defective parts or defective services shall be, at the Supplier's discretion, repaired, replaced or provided again free of charge, provided that the reason for the Defect had already existed at the time when the risk passed.
2. Claims for repair or replacement are subject to a statute of limitations of 12 months calculated from the start of the statutory statute of limitations; the same shall apply mutatis mutandis in the case of rescission and reduction. This shall not apply where longer periods are prescribed by law according to Sec. 438 para. 1 No. 2 (buildings and things used for a building), Sec. 479 para. 1 (right of recourse), and Sec. 634a para. 1 No. 2 (defects of a building) German Civil Code („Bürgerliches Gesetzbuch“), in the case of intent, fraudulent concealment of the Defect or non-compliance with guaranteed characteristics („Beschaffenheitsgarantie“). The legal provisions regarding suspension of the statute of limitations („Ablaufhemmung“, „Hemmung“) and recommencement of limitation periods shall be unaffected.
3. Notifications of Defect by the Purchaser shall be given in written form without undue delay.
4. In the case of notification of a Defect, the Purchaser may withhold payments to an amount that is in a reasonable proportion to the Defect. The Purchaser, however, may withhold payments only if the subject-matter of the notification of the Defect involved is justified and incontestable. The Purchaser has no right to withhold payments to the extent that its claim of a Defect is time-barred. Unjustified notifications of Defect shall entitle the Supplier to demand reimbursement of its expenses by the Purchaser.
5. The Supplier shall be given the opportunity to repair or to replace the defective good („Nacherfüllung“) within a reasonable period of time.
6. If repair or replacement is unsuccessful, the Purchaser is entitled to rescind the contract or reduce the remuneration; any claims for damages the Purchaser may have according to No. 10 shall be unaffected.
7. There shall be no claims based on Defect in cases of insignificant deviations from the agreed quality, of only minor impairment of usability, of natural wear and tear, or damage arising after the passing of risk from faulty or negligent handling, excessive

strain, unsuitable equipment, defective civil works, inappropriate foundation soil, or claims based on particular external influences not assumed under the contract, or from non-reproducible software errors. Claims based on defects attributable to improper modifications or repair work carried out by the Purchaser or third parties and the consequences thereof are likewise excluded.

8. The Purchaser shall have no claim with respect to expenses incurred in the course of supplementary performance, including costs of travel, transport, labor, and material, to the extent that expenses are increased because the subjectmatter of the Supplies has subsequently been brought to another location than the Purchaser's branch office, unless doing so complies with the normal use of the Supplies.
9. The Purchaser's right of recourse against the Supplier pursuant to Sec. 478 BGB is limited to cases where the Purchaser has not concluded an agreement with its customers exceeding the scope of the statutory provisions governing claims based on Defects. Moreover, No. 8 above shall apply mutatis mutandis to the scope of the right of recourse the Purchaser has against the Supplier pursuant to Sec. 478 para. 2 BGB.
10. The Purchaser shall have no claim for damages based on Defects. This shall not apply to the extent that a Defect has been fraudulently concealed, the guaranteed characteristics are not complied with, in the case of loss of life, bodily injury or damage to health, and/or intentionally or grossly negligent breach of contract on the part of the Supplier. The above provisions do not imply a change in the burden of proof to the detriment of the Purchaser. Any other or additional claims of the Purchaser exceeding the claims provided for in this

ARTICLE VIII, BASED ON A DEFECT, ARE EXCLUDED.

ARTICLE IX: INDUSTRIAL PROPERTY RIGHTS AND COPYRIGHTS; DEFECTS IN TITLE

1. Unless otherwise agreed, the Supplier shall provide the Supplies free from third parties' industrial property rights and copyrights (hereinafter referred to as „IPR“) with respect to the country of the place of delivery only. If a third party asserts a justified claim against the Purchaser based on an infringement of an IPR by the Supplies made by the Supplier and used in conformity with the contract, the Supplier shall be liable to the Purchaser within the time period stipulated in

ARTICLE VIII NO. 2 AS FOLLOWS:

- (a) The Supplier shall choose whether to acquire, at its own expense, the right to use the IPR with respect to the Supplies concerned or whether to modify the Supplies such that they no longer infringe the IPR or replace them. If this would be impossible for the Supplier under reasonable conditions, the Purchaser may rescind the contract or reduce the remuneration pursuant to the applicable statutory provisions;
 - (b) The Supplier's liability to pay damages is governed by Article XII;
 - (c) The above obligations of the Supplier shall apply only if the Purchaser (i) immediately notifies the Supplier of any such claim asserted by the third party in written form, (ii) does not concede the existence of an infringement and (iii) leaves any protective measures and settlement negotiations to the Supplier's discretion. If the Purchaser stops using the Supplies in order to reduce the damage or for other good reason, it shall be obliged to point out to the third party that no acknowledgement of the alleged infringement may be inferred from the fact that the use has been discontinued.
2. Claims of the Purchaser shall be excluded if it is responsible for the infringement of an IPR.
 3. Claims of the Purchaser are also excluded if the infringement of the IPR is caused by specifications made by the Purchaser, by a type of use not foreseeable by the Supplier or by the Supplies being modified by the Purchaser or being used together with products not provided by the Supplier.
 4. In addition, with respect to claims by the Purchaser pursuant to No. 1 a) above, Article VIII Nos. 4, 5, and 9 shall apply mutatis mutandis in the event of an infringement of an IPR.
 5. Where other defects in title occur, Article VIII shall apply mutatis mutandis.
 6. Any other claims of the Purchaser against the Supplier or its agents or any such claims exceeding the claims provided for in this Article IX, based on a defect in title, are excluded.

ARTICLE X: CONDITIONAL PERFORMANCE

1. The performance of this contract is conditional upon that no hindrances attributable to German, US or otherwise applicable national, EU or international rules of foreign trade law or any embargos or other sanctions exist.
2. The Purchaser shall provide any information and Documents required for export, transport and import purposes.

ARTICLE XI: IMPOSSIBILITY OF PERFORMANCE; ADAPTATION OF CONTRACT

1. To the extent that delivery is impossible, the Purchaser is entitled to claim damages, unless the Supplier is not responsible for the impossibility. The Purchaser's claim for damages is, however, limited to an amount of 10 % of the value of the part of the Supplies which, owing to the impossibility, cannot be put to the intended use. This limitation shall not apply in the case of liability based on intent, gross negligence or loss of life, bodily injury or damage to health; this does not imply a change in the burden of proof to the detriment of the Purchaser. The Purchaser's right to rescind the contract shall be unaffected.
2. Where events within the meaning of Article IV No. 2 (a) to (c) substantially change the economic importance or the contents of the Supplies or considerably affect the Supplier's business, the contract shall be adapted taking into account the principles

of reasonableness and good faith. To the extent this is not justifiable for economic reasons, the Supplier shall have the right to rescind the contract. The same applies if required export permits are not granted or cannot be used. If the Supplier intends to exercise its right to rescind the contract, it shall notify the aPurchaser thereof without undue delay after having realized the repercussions of the event; this shall also apply even where an extension of the delivery period has previously been agreed with the Purchaser.

ARTICLE XII: OTHER CLAIMS FOR DAMAGES

1. Unless otherwise provided for in the present GL, the Purchaser has no claim for damages based on whatever legal reason, including infringement of duties arising in connection with the contract or tort.
2. This does not apply if liability is based on: (a) the German Product Liability Act ("Produkthaftungsgesetz");
(b) intent;
(c) gross negligence on the part of the owners, legal representatives or executives;
(d) fraud;
(e) failure to comply with a guarantee granted;
(f) negligent injury to life, limb or health; or

(g) negligent breach of a fundamental condition of contract ("wesentliche Vertragspflichten").

However, claims for damages arising from a breach of a fundamental condition of contract shall be limited to the foreseeable damage which is intrinsic to the contract, provided that no other of the above case applies.

3. The above provision does not imply a change in the burden of proof to the detriment of the Purchaser.

ARTIKEL XIII: VENUE AND APPLICABLE LAW

1. If the Purchaser is a businessman, sole venue for all disputes arising directly or indirectly out of the contract shall be the Supplier's place of business. However, the Supplier may also bring an action at the Purchaser's place of business.
2. This contract and its interpretation shall be governed by German law, to the exclusion of the United Nations Convention on contracts for the International Sale of Goods (CISG).

ARTICLE XIV: SEVERABILITY CLAUSE

The legal invalidity of one or more provisions of this Agreement in no way affects the validity of the remaining provisions. This shall not apply if it would be unreasonably onerous for one of the parties to be obligated to continue the contract.

Software Clause

FOR THE PROVISION OF STANDARD SOFTWARE FORMING AN INTEGRAL PART OF SUPPLIES

Supplementing and amending the "General Conditions for the supply of Products and Services of the Electrical and Electronics Industry" (GL)*
– as of April 2012 –



* The original German text shall be the governing version.

1. Scope of application of the software clause

- (a) This Software Clause shall apply exclusively to the provision of standard software for a limited or unlimited period as a part of or in connection with the supply of related hardware (such software hereinafter referred to as "Software"), as well as to the entire Supplies, to the extent that a breach of contract or impairment of performance has its cause in the Software. Furthermore, hardware shall be solely subject to the conditions of the GL.
- (b) Firmware is not "Software" within the meaning of this Software Clause.
- (c) The GL shall apply to those matters as far as not specifically covered in this Software Clause.
- (d) The Supplier does not assume any obligation to perform software services by virtue of this Software Clause. Such services require a separate agreement.

2. Documentation

Article I No. 2 GL shall be supplemented as follows: The provision of documentation requires a separate agreement in writing. If documentation is to be provided, the term "Software" hereinafter shall also include the documentation.

3. Rights of use

Article I No. 3 GL shall be replaced as follows:

- (a) The Supplier grants the Purchaser the non-exclusive right of use to the Software. Provided that nothing to the contrary is agreed, the right of use applies in the country in which the hardware is supplied. The right of use is limited to the agreed period of time, in the absence of such agreement, the right of use shall be unlimited in time.
- (b) The following supplementary conditions shall apply where the right of use is subject to a time limit: The Purchaser may only use the software with the hardware specified in the contractual documentation (e.g. Software product certificate) or, in the absence of any such specification, with the relevant hardware supplied with the software. The use of the Software on any other device shall require the express prior written consent of the Supplier and shall, if used on a more powerful device, entitle the Supplier to claim an appropriate additional remuneration; this does not apply, however, to the extent and for the period in which the Purchaser uses a temporary substitute device within the agreed scope of use because of a defect in the agreed device.
- (c) Where the contract documents refer to more than one device, the Purchaser shall not install or use the Software provided on more than one of these devices simultaneously (Single License), to the extent that it has not been granted a Multiple License pursuant to No. 3 (j) below. Where more than one workplace exists for a specific device where the Software can be used independently, the Single License shall apply to only one workplace.
- (d) The Software shall exclusively be provided in machine readable format (object code).
- (e) The Purchaser shall be entitled to make only one copy of the Software, which may solely be used for back-up purposes (back-up copy). Any other duplication on the part of the Purchaser shall be allowed only subject to a Multiple License pursuant to No. 3 (j) below.
- (f) Save as provided for in Sec. 69 (e) (decompilation) of the German Copyright Act, the Purchaser shall not be entitled to modify, decompile, translate, or isolate parts of the Software. The Purchaser shall not remove alphanumeric or other identifiers from the data medium and shall transfer such identifiers unchanged to any backup copy.
- (g) The Supplier grants the Purchaser the right – which shall be revocable for good cause – to assign the right of use granted to it to a third party. However, the Purchaser to whom the Software has not been provided for commercial resale shall pass on the right of use to the Software to third parties only together with the device it has bought in combination with the Software from the Supplier. If the right of use is transferred to a third party, the Purchaser shall ensure that the right of use granted to the third party does not exceed the scope of rights to the Software granted to the Purchaser under this Agreement, and the Purchaser shall ensure that the third party shall be obliged to comply with at least the same obligations in relation to the Software as are imposed herein. When doing so, the Purchaser may not retain copies of the Software. The Purchaser shall not be entitled to grant sub-licenses. Where the Purchaser provides the Software to a third party, the Purchaser shall ensure that any existing export requirements are observed and shall release the Supplier from any obligations in this respect.
- (h) For software for which the Supplier only holds a derived right of use and which is

not Open Source Software (external software), in addition to and with priority over the conditions in this point 3, the conditions of use agreed between the Supplier and its licensor shall apply to the extent that they relate to the Purchaser (e.g. End User License Agreement); the Supplier shall inform the Purchaser of this and make the agreements available to the Purchaser on request.

- (i) For open source Software, the provisions of this No. 3 shall be superseded by the conditions of use underlying the open source Software. The Supplier shall only provide the Purchaser with the source code or make this available to the extent that this is required by the conditions of use for the open source Software. The Supplier shall make the Purchaser aware of the presence and the usage conditions of provided open source Software and make the conditions of use available to the Purchaser, or hand these over to the extent that this is required according to the conditions of use.
- (j) For the use of the Software on more than one device or simultaneously at more than one workplace, the Purchaser shall require a separate agreement on the right of use. The same shall apply if the Software is used in networks even if the Software is not copied for this purpose. With regard to the situations named above (hereinafter referred to as "Multiple License") the following provisions (aa) and (bb) shall apply in addition to and with priority over the provisions of this No. 3 (a) to (i):
 - (aa) A Multiple License requires that the Supplier expressly confirms in writing the number of admissible copies that the Purchaser may make of the Software provided and the number of devices and/or workplaces where the Software may be used. No. 3 (g) second sentence shall be applicable to Multiple Licenses provided that they may be transferred by the Purchaser to third parties only if transferred in their totality and together with all devices on which the use of the Software is allowed.
 - (bb) The Purchaser shall observe the duplication rules provided by the Supplier together with the Multiple License. The Purchaser shall keep records on the whereabouts of all copies made and submit them to the Supplier upon request.

4. Transfer of risk

Article V GL shall be supplemented as follows:

If the Software is provided via electronic communication media (e. g. via the internet) the risk shall transfer when the Software leaves the sphere of influence of the Supplier (e. g. when making a download).

5. Additional obligations to co-operate on the part of the Purchaser and liability

Article VI GL shall be supplemented as follows:

The Purchaser shall take all required and reasonable measures to prevent or limit damage attributable to the Software. In particular, the Purchaser shall make regular back-up copies of the programs and data. To the extent the Purchaser negligently breaches this obligation, the Supplier shall not be liable for any consequences arising therefrom; this shall apply in particular to the replacement of lost or damaged data or programs. The above provision does not imply a change in the burden of proof.

6. Defects as to quality ("the defects")

In the case of Software provided for an unlimited period of time, Article VIII GL shall be replaced by the following:

- (a) Claims based on Defects of the Software are subject to a statute of limitations of 12 months. This provision shall not apply where longer periods are prescribed by law according to Sec. 438 para. 1 No. 2 (buildings and items used for a building), Sec. 479 para. 1 (right of recourse), and Sec. 634 a para. 1 No. 2 (defects of a building) German Civil Code ("BGB"), as well as in cases of culpable loss of life, bodily injury or damage to health, or where the Supplier intentionally or as a result of gross negligence fails to fulfil its obligation or fraudulently conceals a Defect, and in the event of non-compliance with the guarantee of quality. The statute of limitations commences upon the transfer of risk to the Purchaser. The legal provisions regarding suspension of the statute of limitations ("Ablaufhemmung", "Hemmung") and recommencement of limitation periods remain unaffected.
- (b) Software is considered to be defective only if the Purchaser can prove that there are reproducible deviations from the specifications. A Defect shall not be deemed to exist if it does not manifest itself in the latest version supplied to the Purchaser, and the use thereof by Purchaser can reasonably be required.
- (c) Notification of Defects from the Purchaser shall be given in writing without undue delay. Defects and the relevant data processing environment shall be described as precisely as possible therein.

(d) Claims based on Defects do not exist in the cases of any of the following

- insignificant deviations from the agreed characteristics,
- only minor impairment of usability,
- damage from faulty or negligent handling,
- damage from particular external influences not assumed under the contract,
- modifications or extensions made by the Purchaser or third parties, and any consequences resulting therefrom,
- incompatibility of the Software provided with the data processing environment of the Purchaser.

(e) In the case of defective Software, the Supplier shall be first given the opportunity to repair or replace the Software ("Nacherfüllung") within a reasonable period of time. The Supplier shall be entitled to choose between repair and replacement.

(f) Unless the Supplier chooses otherwise, the Supplier will correct the Defect in the Software as follows:

(aa) The Supplier will provide a replacement by way of an update or an upgrade of the Software if available to the Supplier or obtainable with reasonable efforts by the Supplier. If the Purchaser has been granted a Multiple License by the Supplier, it may make a corresponding number of copies of the update, or, as the case may be, upgrade.

(bb) Until an update, or, as the case may be, upgrade is provided, the Supplier will make available to the Purchaser an interim solution bypassing the Defect, provided that this does not result in unreasonable expenditures and that the Purchaser would otherwise, due to the Defect, be unable to complete work that cannot be delayed.

(cc) If a data medium or documentation supplied proves to be defective, the Purchaser's right shall be limited to demanding that the Supplier replace it with a non-defective version.

(dd) The Supplier shall have the right to choose whether it corrects the Defect at the location of the Purchaser or at its own location. If the Supplier chooses to correct the Defect at the Purchaser's location, the Purchaser shall assure that the required hardware and software as well as the required operating conditions (including the required computing time) and qualified operating personnel are available. The Purchaser shall submit to the Supplier the documents and information available to it and required for Defect correction.

(ee) The Purchaser shall enable remote maintenance access at the request of the Supplier.

(g) If the Defect cannot be corrected, the Purchaser shall be entitled to rescind the contract or reduce the remuneration, irrespective of any claims for damages it may have according to Article XII GL.

(h) Upon notification of a Defect, the Purchaser may withhold payments to a reasonable extent taking into account the Defect involved. The Purchaser, however, may withhold payments only if the subject-matter of the notification is justified beyond doubt. Notification without cause shall entitle the Supplier to reimbursement of its expenses by the Purchaser.

(i) Claims for damages shall furthermore be subject to Article XII GL. Any other Defect claims or Defect claims beyond those regulated in this No. 6 by the Purchaser against the Supplier or its agents shall be excluded.

(2) In the case of Software provided for a limited period of time, Article VIII GL shall be replaced by the following:

(a) Software is considered to be defective only if the Purchaser can prove that there are reproducible deviations from the specifications. A Defect shall not be deemed to exist if it does not manifest itself in the latest version supplied to the Purchaser, and the use thereof by Purchaser can reasonably be required.

(b) Notification of Defects from the Purchaser shall be given in writing without undue delay. Defects and the relevant data processing environment shall be described as precisely as possible therein.

(c) Claims based on Defects do not exist in the cases of any of the following

- insignificant deviations from the agreed characteristics,
- only minor impairment of usability,
- damage from faulty or negligent handling,
- damage from particular external influences not assumed under the contract,
- modifications or extensions made by the Purchaser or third parties, and any consequences resulting therefrom,
- incompatibility of the Software provided with the data processing environment of the Purchaser.

(d) In the case of defective Software, the Supplier shall be first given the opportunity to repair or replace the Software ("Nacherfüllung") within a reasonable period of time. The Supplier shall be entitled to choose between repair and replacement.

(e) Unless the Supplier chooses otherwise, the Supplier will correct the Defect in the Software as follows:

(aa) The Supplier will provide a replacement by way of an update or an upgrade of the

Software if available to the Supplier or obtainable with reasonable efforts by the Supplier. If the Purchaser has been granted a Multiple License by the Supplier, it may make a corresponding number of copies of the update, or, as the case may be, upgrade.

(bb) Until an update, or, as the case may be, upgrade is provided, the Supplier will make available to the Purchaser an interim solution bypassing the Defect, provided that this does not result in unreasonable expenditures and that the Purchaser would otherwise, due to the Defect, be unable to complete work that cannot be delayed.

(cc) If a data medium or documentation supplied proves to be defective, the Purchaser's right shall be limited to demanding that the Supplier replace it with a non-defective version.

(dd) The Supplier shall have the right to choose whether it corrects the Defect at the location of the Purchaser or at its own location. If the Supplier chooses to correct the Defect at the Purchaser's location, the Purchaser shall assure that the required hardware and software as well as the required operating conditions (including the required computing time) and qualified operating personnel are available. The Purchaser shall submit to the Supplier the documents and information available to it and required for Defect correction.

(ee) The Purchaser shall enable remote maintenance access at the request of the Supplier.

(f) If the Defect cannot be corrected, the Purchaser shall be entitled to rescind the contract without notice or reduce the remuneration, irrespective of any claims for damages it may have according to Article XII GL.

(g) Claims for damages shall furthermore be subject to Article XII GL. Any other Defect claims or Defect claims beyond those regulated in this No. 6 by the Purchaser against the Supplier or its agents shall be excluded.

7. Industrial property rights and copyright; defects in title

Article IX GL shall be replaced as follows:

Unless otherwise agreed, the Supplier shall provide the Supplies free from third parties' industrial property rights and copyrights (hereinafter referred to as "IPR") with respect to the country of the place of delivery only. If a third party asserts a justified claim against the Purchaser based on an infringement of an IPR by the Supplies made by the Supplier and used in conformity with the contract, the Supplier shall be liable to the Purchaser – in the case of Software provided for an unlimited time period within the contractual limitation period stipulated for Defects; in the case of Software provided for a limited time period within the statutory limitation period – as follows:

(a) At its discretion and at its cost, the Supplier shall either obtain a right of use for the relevant Supplies, amend the Supplies so that they do not infringe the IPR, or replace the Supplies. If it is not possible for the Supplier to do this under reasonable conditions, the Purchaser shall be entitled to the statutory rights of withdrawal or to reduce the price.

(b) Other than this, the Supplier's obligation to provide compensation shall be based on article XII GL.

(c) The Supplier's obligations listed above shall only exist if the Purchaser informs the Supplier immediately and in writing about the claims made by the third party, does not acknowledge that there is an infringement and if all defence measures and settlement negotiations are reserved for the Supplier. If the Purchaser ceases the use of the Supplies for reasons relating to mitigating losses or other important reasons then it is obliged to inform the third party that the cessation of use does not involve an acknowledgement that an IPR has been infringed.

(2) Claims from the Purchaser are excluded if it is responsible for the infringement of an IPR.

(3) Claims from the Purchaser are also excluded if the infringement of the IPR is caused by special requirements from the Purchaser, by an application that could not have been anticipated by the Supplier or are caused by the Supplies being amended by the Purchaser or being used with products not supplied by the Supplier.

(4) In addition, with respect to claims by the Purchaser pursuant to Point 7 No. 1 (a) above, No. 6 para. 1 lit. (h) and (e) first sentence shall apply accordingly in the event of an infringement of an IPR.

(5) The provisions of No. 6 shall apply where other defects in title occur.

(6) Any other claims due to defects in title or claims due to defects in title beyond those regulated in this No. 7 by the Purchaser against the Supplier or its agents shall be excluded.

Index of article numbers

09 100 110	68	09 116 984	34	09 126 601	10	09 135 609	13	09 137 999	33
09 100 112	68	09 116 995	40	09 126 602	23	09 135 621	16		
09 100 113	68	09 116 998	32	09 126 609	13	09 135 695	39	09 138 905	12
09 100 114	68			09 126 621	16	09 135 698	31		
09 100 115	68	09 117 020	27	09 126 695	39	09 135 820	28	09 144 009	20
09 100 150	85	09 117 601	10	09 126 698	31	09 135 895	37	09 144 010	19
09 100 151	85	09 117 602	23	09 126 809	20	09 135 901	11	09 144 020	27
09 100 152	85	09 117 609	13	09 126 810	19	09 135 902	24	09 144 095	36
		09 117 621	16	09 126 820	28	09 135 905	12	09 144 601	10
09 112 601	10	09 117 698	31	09 126 895	37	09 135 906	25	09 144 602	23
09 112 602	23	09 117 820	28	09 126 901	11	09 135 909	14	09 144 609	13
09 112 621	16	09 117 909	14	09 126 902	24	09 135 921	17	09 144 621	16
09 112 901	11	09 117 984	34	09 126 909	14	09 135 945	18	09 144 695	39
09 112 902	24	09 117 998	32	09 126 921	17	09 135 983	41	09 144 698	31
09 112 921	17			09 126 945	18	09 135 984	34	09 144 809	20
09 112 945	18	09 122 601	10	09 126 983	41	09 135 995	40	09 144 810	19
		09 122 602	23	09 126 984	34	09 135 998	32	09 144 818	15
09 114 009	20	09 122 621	16	09 126 995	40			09 144 820	28
09 114 010	19	09 122 901	11	09 126 998	32	09 136 009	20	09 144 841	21
09 114 020	27	09 122 902	24			09 136 010	19	09 144 861	35
09 114 095	36	09 122 921	17	09 127 020	27	09 136 015	20	09 144 889	37
09 114 601	10	09 122 945	18	09 127 601	10	09 136 020	27	09 144 892	33
09 114 602	23			09 127 602	23	09 136 095	36	09 144 895	37
09 114 609	13	09 124 009	20	09 127 609	13	09 136 601	10	09 144 901	11
09 114 621	16	09 124 010	19	09 127 621	16	09 136 602	23	09 144 902	24
09 114 695	39	09 124 018	15	09 127 698	31	09 136 605	12	09 144 909	14
09 114 698	31	09 124 020	27	09 127 820	28	09 136 606	25	09 144 921	17
09 114 809	20	09 124 095	36	09 127 901	11	09 136 609	13	09 144 922	26
09 114 810	19	09 124 601	10	09 127 902	24	09 136 621	16	09 144 945	18
09 114 820	28	09 124 602	23	09 127 909	14	09 136 695	39	09 144 983	41
09 114 841	21	09 124 609	13	09 127 921	17	09 136 698	31	09 144 984	34
09 114 861	35	09 124 621	16	09 127 945	18	09 136 809	20	09 144 995	40
09 114 889	37	09 124 695	39	09 127 984	34	09 136 810	19	09 144 998	32
09 114 892	33	09 124 698	31	09 127 998	32	09 136 815	21		
09 114 895	37	09 124 809	20			09 136 820	28	09 145 020	27
09 114 901	11	09 124 810	19	09 132 601	10	09 136 895	37	09 145 095	36
09 114 902	24	09 124 820	28	09 132 602	23	09 136 901	11	09 145 598	30
09 114 909	14	09 124 841	21	09 132 621	16	09 136 902	24	09 145 601	10
09 114 921	17	09 124 861	35			09 136 905	12	09 145 602	23
09 114 922	26	09 124 889	37	09 134 009	20	09 136 906	25	09 145 605	12
09 114 945	18	09 124 892	33	09 134 010	19	09 136 909	14	09 145 606	25
09 114 983	41	09 124 895	37	09 134 018	15	09 136 921	17	09 145 609	13
09 114 984	34	09 124 901	11	09 134 020	27	09 136 922	26	09 145 621	16
09 114 995	40	09 124 902	24	09 134 095	36	09 136 945	18	09 145 695	39
09 114 998	32	09 124 909	14	09 134 601	10	09 136 979	40	09 145 698	31
		09 124 921	17	09 134 602	23	09 136 982	35	09 145 820	28
09 115 020	27	09 124 922	26	09 134 609	13	09 136 983	41	09 145 895	37
09 115 095	36	09 124 945	18	09 134 621	16	09 136 984	34	09 145 901	11
09 115 598	30	09 124 983	41	09 134 622	26	09 136 995	40	09 145 902	24
09 115 601	10	09 124 984	34	09 134 695	39	09 136 998	32	09 145 905	12
09 115 602	23	09 124 995	40	09 134 698	31	09 136 999	33	09 145 906	25
09 115 609	13	09 124 998	32	09 134 809	20			09 145 909	14
09 115 621	16			09 134 810	19	09 137 015	20	09 145 921	17
09 115 695	39	09 125 020	27	09 134 818	15	09 137 020	27	09 145 945	18
09 115 698	31	09 125 095	36	09 134 820	28	09 137 601	10	09 145 983	41
09 115 820	28	09 125 598	30	09 134 841	21	09 137 602	23	09 145 984	34
09 115 895	37	09 125 601	10	09 134 861	35	09 137 605	12	09 145 995	40
09 115 902	24	09 125 602	23	09 134 889	37	09 137 606	25	09 145 998	32
09 115 909	14	09 125 609	13	09 134 892	33	09 137 609	13		
09 115 983	41	09 125 621	16	09 134 895	37	09 137 621	16	09 146 009	20
09 115 984	34	09 125 695	39	09 134 901	11	09 137 698	31	09 146 010	19
09 115 995	40	09 125 698	31	09 134 902	24	09 137 815	21	09 146 015	20
09 115 998	32	09 125 820	28	09 134 909	14	09 137 820	28	09 146 020	27
		09 125 895	37	09 134 921	17	09 137 901	11	09 146 095	36
09 116 009	20	09 125 901	11	09 134 922	26	09 137 902	24	09 146 601	10
09 116 010	19	09 125 902	24	09 134 945	18	09 137 905	12	09 146 602	23
09 116 020	27	09 125 909	14	09 134 983	41	09 137 906	25	09 146 605	12
09 116 095	36	09 125 921	17	09 134 984	34	09 137 909	14	09 146 606	25
09 116 601	10	09 125 945	18	09 134 995	40	09 137 921	17	09 146 609	13
09 116 602	23	09 125 983	41	09 134 998	32	09 137 922	26	09 146 621	16
09 116 609	13	09 125 984	34			09 137 945	18	09 146 695	39
09 116 621	16	09 125 995	40	09 135 020	27	09 137 961	18	09 146 698	31
09 116 695	39	09 125 998	32	09 135 095	36	09 137 962	26	09 146 809	20
09 116 698	31			09 135 598	30	09 137 963	18	09 146 810	19
09 116 820	28	09 126 009	20	09 135 601	10	09 137 964	26	09 146 815	21
09 116 895	37	09 126 010	19	09 135 602	23	09 137 982	35	09 146 820	28
09 116 909	14	09 126 020	27	09 135 605	12	09 137 984	34	09 146 895	37
09 116 983	41	09 126 095	36	09 135 606	25	09 137 998	32	09 146 901	11

Article No.	Page	Article No.	Page	Article No.	Page	Article No.	Page	Article No.	Page
09 146 902	24	09 155 909	14	09 164 983	41	09 169 783	53	09 177 606	25
09 146 905	12	09 155 921	17	09 164 984	34	09 169 784	52	09 177 609	13
09 146 906	25	09 155 945	18	09 164 995	40			09 177 621	16
09 146 909	14	09 155 983	41	09 164 998	32	09 174 020	27	09 177 698	31
09 146 921	17	09 155 984	34			09 174 095	36	09 177 820	28
09 146 945	18	09 155 995	40	09 165 020	27	09 174 601	10	09 177 901	11
09 146 979	40	09 155 998	32	09 165 095	36	09 174 602	23	09 177 902	24
09 146 982	35			09 165 601	10	09 174 609	13	09 177 905	12
09 146 983	41	09 156 009	20	09 165 602	23	09 174 621	16	09 177 906	25
09 146 984	34	09 156 010	19	09 165 605	12	09 174 695	39	09 177 909	14
09 146 995	40	09 156 015	20	09 165 606	25	09 174 698	31	09 177 921	17
09 146 998	32	09 156 020	27	09 165 609	13	09 174 781	52	09 177 945	18
09 146 999	33	09 156 095	36	09 165 621	16	09 174 783	53	09 177 982	35
		09 156 601	10	09 165 695	39	09 174 784	52	09 177 984	34
09 147 015	20	09 156 602	23	09 165 698	31	09 174 820	28	09 177 998	32
09 147 020	27	09 156 605	12	09 165 820	28	09 174 895	37	09 177 999	33
09 147 601	10	09 156 606	25	09 165 895	37	09 174 901	11		
09 147 602	23	09 156 609	13	09 165 901	11	09 174 902	24	09 178 905	12
09 147 605	12	09 156 621	16	09 165 902	24	09 174 909	14	09 178 906	25
09 147 606	25	09 156 695	39	09 165 905	12	09 174 921	17		
09 147 609	13	09 156 698	31	09 165 906	25	09 174 922	26	09 179 781	52
09 147 621	16	09 156 820	28	09 165 909	14	09 174 945	18	09 179 783	53
09 147 698	31	09 156 895	37	09 165 921	17	09 174 983	41	09 179 784	52
09 147 815	21	09 156 901	11	09 165 945	18	09 174 984	34		
09 147 820	28	09 156 902	24	09 165 983	41	09 174 995	40	09 184 774	53
09 147 901	11	09 156 905	12	09 165 984	34	09 174 998	32	09 184 781	52
09 147 902	24	09 156 906	25	09 165 995	40			09 184 783	53
09 147 905	12	09 156 909	14	09 165 998	32	09 175 020	27	09 184 784	52
09 147 906	25	09 156 921	17			09 175 095	36		
09 147 909	14	09 156 945	18	09 166 020	27	09 175 601	10	09 189 781	52
09 147 921	17	09 156 979	40	09 166 095	36	09 175 602	23	09 189 783	53
09 147 922	26	09 156 982	35	09 166 601	10	09 175 605	12	09 189 784	52
09 147 945	18	09 156 983	41	09 166 602	23	09 175 606	25		
09 147 961	18	09 156 984	34	09 166 605	12	09 175 609	13	09 200 011	84
09 147 962	26	09 156 995	40	09 166 606	25	09 175 621	16	09 200 012	84
09 147 982	35	09 156 998	32	09 166 609	13	09 175 695	39	09 200 021	84
09 147 984	34	09 156 999	33	09 166 621	16	09 175 698	31	09 200 028	85
09 147 998	32			09 166 695	39	09 175 820	28	09 200 030	84
09 147 999	33	09 157 015	20	09 166 698	31	09 175 895	37	09 200 040	84
		09 157 020	27	09 166 820	28	09 175 901	11	09 200 060	85
09 148 905	12	09 157 601	10	09 166 895	37	09 175 902	24		
		09 157 602	23	09 166 901	11	09 175 905	12	09 204 774	53
09 154 009	20	09 157 605	12	09 166 902	24	09 175 906	25	09 204 781	52
09 154 010	19	09 157 606	25	09 166 905	12	09 175 909	14	09 204 783	53
09 154 020	27	09 157 609	13	09 166 906	25	09 175 921	17	09 204 784	52
09 154 095	36	09 157 621	16	09 166 909	14	09 175 945	18		
09 154 601	10	09 157 698	31	09 166 921	17	09 175 983	41	09 209 774	53
09 154 602	23	09 157 820	28	09 166 945	18	09 175 984	34	09 209 781	52
09 154 609	13	09 157 901	11	09 166 979	40	09 175 995	40	09 209 783	53
09 154 621	16	09 157 902	24	09 166 982	35	09 175 998	32	09 209 784	52
09 154 695	39	09 157 905	12	09 166 983	41				
09 154 698	31	09 157 906	25	09 166 984	34	09 176 020	27	09 214 781	52
09 154 820	28	09 157 909	14	09 166 995	40	09 176 095	36	09 214 783	53
09 154 895	37	09 157 921	17	09 166 998	32	09 176 601	10	09 214 784	52
09 154 901	11	09 157 945	18	09 166 999	33	09 176 602	23		
09 154 902	24	09 157 982	35			09 176 605	12	09 219 774	53
09 154 909	14	09 157 984	34	09 167 020	27	09 176 606	25	09 219 781	52
09 154 921	17	09 157 998	32	09 167 601	10	09 176 609	13	09 219 783	53
09 154 922	26	09 157 999	33	09 167 602	23	09 176 621	16	09 219 784	52
09 154 945	18			09 167 605	12	09 176 695	39		
09 154 983	41	09 158 905	12	09 167 606	25	09 176 698	31	09 300 001	87
09 154 984	34	09 158 906	25	09 167 609	13	09 176 820	28	09 300 002	87
09 154 995	40			09 167 621	16	09 176 895	37	09 300 003	87
09 154 998	32	09 164 020	27	09 167 698	31	09 176 901	11	09 300 004	87
		09 164 095	36	09 167 820	28	09 176 902	24	09 300 005	87
09 155 020	27	09 164 601	10	09 167 901	11	09 176 905	12	09 300 006	87
09 155 095	36	09 164 602	23	09 167 902	24	09 176 906	25	09 300 007	87
09 155 598	30	09 164 609	13	09 167 905	12	09 176 909	14	09 300 008	87
09 155 601	10	09 164 621	16	09 167 906	25	09 176 921	17	09 300 009	87
09 155 602	23	09 164 695	39	09 167 909	14	09 176 945	18	09 300 010	87
09 155 605	12	09 164 698	31	09 167 921	17	09 176 979	40	09 300 011	87
09 155 606	25	09 164 781	52	09 167 922	26	09 176 982	35	09 300 012	87
09 155 609	13	09 164 783	53	09 167 945	18	09 176 983	41	09 300 013	87
09 155 621	16	09 164 784	52	09 167 982	35	09 176 984	34	09 300 014	87
09 155 695	39	09 164 820	28	09 167 984	34	09 176 995	40	09 300 015	87
09 155 698	31	09 164 895	37	09 167 998	32	09 176 998	32	09 300 016	87
09 155 820	28	09 164 901	11	09 167 999	33	09 176 999	33	09 300 017	87
09 155 895	37	09 164 902	24					09 300 018	87
09 155 901	11	09 164 909	14	09 168 905	12	09 177 020	27	09 300 019	87
09 155 902	24	09 164 921	17	09 168 906	25	09 177 601	10	09 300 020	87
09 155 905	12	09 164 922	26			09 177 602	23	09 300 021	87
09 155 906	25	09 164 945	18	09 169 781	52	09 177 605	12	09 300 041	86

Article No.	Page	Article No.	Page	Article No.	Page	Article No.	Page	Article No.	Page
09 300 042	86	09 324 633	43	09 900 001	73	09 915 815	51	09 916 175	58
09 300 043	86	09 324 636	42	09 900 002	73	09 915 816	51	09 916 176	58
09 300 044	86	09 324 643	43	09 900 003	73	09 915 817	51	09 916 177	58
09 300 045	86			09 900 004	73	09 915 818	51	09 916 178	58
09 300 046	86	09 325 736	42	09 900 005	73	09 915 819	51	09 916 179	58
09 300 047	86	09 325 739	42	09 900 006	73	09 915 821	51	09 916 191	58
09 300 048	86	09 325 746	42	09 900 007	73	09 915 822	51	09 916 193	58
09 300 049	86	09 325 749	42	09 900 008	73	09 915 823	51	09 916 195	58
09 300 050	86					09 915 824	51	09 916 197	58
09 300 051	86	09 326 836	42	09 913 993	84	09 915 825	51	09 916 199	58
09 300 052	86	09 326 839	42	09 913 996	84	09 915 826	51	09 916 200	58
09 300 053	86	09 326 846	42	09 913 997	84	09 915 827	51	09 916 201	58
09 300 054	86	09 326 849	42			09 915 828	51	09 916 202	58
09 300 055	86			09 914 019	55	09 915 829	51	09 916 203	58
09 300 056	86	09 340 250	54	09 914 021	55	09 915 831	51	09 916 204	58
09 300 057	86	09 340 320	54	09 914 022	55	09 915 832	51	09 916 205	58
09 300 058	86	09 340 321	54	09 914 023	55	09 915 833	51	09 916 206	58
09 300 059	86	09 340 322	54	09 914 024	55	09 915 834	51	09 916 207	58
09 300 060	86	09 340 323	54	09 914 025	55	09 915 835	51	09 916 208	58
09 300 061	86	09 340 350	54	09 914 026	55	09 915 836	51	09 916 209	58
09 300 062	86			09 914 109	55	09 915 837	51	09 916 223	59
09 300 081	85	09 342 631	54	09 914 111	55	09 915 838	51	09 916 225	59
09 300 082	85	09 342 641	54	09 914 112	55	09 915 839	51	09 916 227	59
				09 914 113	55			09 916 229	59
09 310 133	43	09 344 632	54	09 914 114	55	09 916 013	56	09 916 230	59
09 310 233	43	09 344 642	54	09 914 115	55	09 916 017	56	09 916 231	59
				09 914 116	55	09 916 019	56	09 916 232	59
09 311 232	43	09 352 010	54	09 914 199	55	09 916 020	56	09 916 233	59
		09 352 011	85	09 914 201	55	09 916 021	56	09 916 234	59
09 312 133	43	09 352 050	81	09 914 202	55	09 916 022	56	09 916 235	59
09 312 233	43	09 352 052	81	09 914 203	55	09 916 023	56	09 916 236	59
		09 352 056	81	09 914 204	55	09 916 024	56	09 916 237	59
09 313 211	42	09 352 057	81	09 914 205	55	09 916 025	56	09 916 238	59
09 313 232	43			09 914 206	55	09 916 026	56	09 916 239	59
		09 421 501	21	09 914 289	55	09 916 027	56	09 916 253	59
09 314 133	43	09 421 502	21	09 914 291	55	09 916 028	56	09 916 255	59
09 314 233	43	09 421 503	21	09 914 292	55	09 916 029	56	09 916 257	59
		09 421 504	22	09 914 293	55	09 916 049	56	09 916 259	59
09 315 133	43			09 914 294	55	09 916 051	56	09 916 260	59
09 315 211	42	09 431 502	21	09 914 295	55	09 916 052	56	09 916 261	59
09 315 232	43	09 431 504	22	09 914 296	55	09 916 053	56	09 916 262	59
09 315 233	43					09 916 054	56	09 916 263	59
		09 441 502	21	09 915 021	68	09 916 055	56	09 916 264	59
09 316 232	43	09 441 504	22	09 915 022	68	09 916 056	56	09 916 265	59
				09 915 023	68	09 916 057	56	09 916 266	59
09 317 133	43	09 500 028	82	09 915 024	68	09 916 058	56	09 916 267	59
09 317 211	42	09 500 029	83	09 915 025	68	09 916 059	56	09 916 268	59
09 317 232	43	09 500 040	79	09 915 026	68	09 916 079	57	09 916 269	59
09 317 233	43	09 500 041	79	09 915 027	68	09 916 081	57	09 916 283	60
		09 500 042	79	09 915 028	68	09 916 082	57	09 916 285	60
09 318 133	43	09 500 043	79	09 915 029	68	09 916 083	57	09 916 287	60
09 318 232	43	09 500 044	79	09 915 030	68	09 916 084	57	09 916 289	60
09 318 233	43	09 500 046	79	09 915 031	68	09 916 085	57	09 916 290	60
09 318 344	42	09 500 047	79	09 915 032	68	09 916 086	57	09 916 291	60
		09 500 048	79	09 915 033	68	09 916 087	57	09 916 292	60
09 319 232	43	09 500 049	90	09 915 034	68	09 916 088	57	09 916 293	60
09 319 233	43	09 500 110	79	09 915 035	68	09 916 089	57	09 916 294	60
09 319 333	43	09 500 121	79	09 915 036	68	09 916 109	57	09 916 295	60
09 319 343	43	09 500 152	82	09 915 037	68	09 916 111	57	09 916 296	60
		09 500 153	75	09 915 038	68	09 916 112	57	09 916 297	60
09 320 333	43	09 500 203	82	09 915 070	67	09 916 113	57	09 916 298	60
09 320 334	42	09 500 206	83	09 915 071	67	09 916 114	57	09 916 299	60
09 320 343	43	09 500 207	83	09 915 072	67	09 916 115	57	09 916 313	60
		09 500 208	83	09 915 073	67	09 916 116	57	09 916 315	60
09 321 333	43	09 500 212	91	09 915 074	67	09 916 117	57	09 916 317	60
09 321 334	42	09 500 224	82	09 915 075	67	09 916 118	57	09 916 319	60
09 321 343	43	09 500 226	82	09 915 076	67	09 916 119	57	09 916 320	60
09 321 435	43	09 500 227	82	09 915 077	67	09 916 139	57	09 916 321	60
09 321 436	42	09 500 230	82	09 915 078	67	09 916 141	57	09 916 322	60
09 321 445	43	09 500 243	82	09 915 079	67	09 916 142	57	09 916 323	60
09 321 446	42			09 915 080	67	09 916 143	57	09 916 324	60
		09 700 006	90	09 915 081	67	09 916 144	57	09 916 325	60
09 322 435	43	09 700 007	90	09 915 082	67	09 916 145	57	09 916 326	60
09 322 436	42	09 700 108	79	09 915 083	67	09 916 146	57	09 916 327	60
09 322 445	43			09 915 084	67	09 916 147	57	09 916 328	60
09 322 446	42	09 800 031	76	09 915 085	67	09 916 148	57	09 916 329	60
		09 800 032	76	09 915 086	84	09 916 149	57	09 916 343	61
09 323 537	42	09 800 033	76	09 915 087	86	09 916 169	58	09 916 345	61
09 323 538	42	09 800 034	76	09 915 811	51	09 916 171	58	09 916 347	61
09 323 547	42	09 800 035	76	09 915 812	51	09 916 172	58	09 916 349	61
09 323 548	42	09 800 037	76	09 915 813	51	09 916 173	58	09 916 350	61
				09 915 814	51	09 916 174	58	09 916 351	61

Article No.	Page	Article No.	Page	Article No.	Page	Article No.	Page	Article No.	Page
09 959 212	49	09 980 114	89	09 980 397	71	09 980 497	84	09 981 042	74
09 959 213	49	09 980 115	89	09 980 400	72	09 980 498	90	09 981 043	74
09 959 214	49	09 980 116	89	09 980 401	77	09 980 499	90	09 981 044	74
09 959 215	49	09 980 117	89	09 980 402	78	09 980 640	89	09 981 045	74
09 959 216	49	09 980 118	89	09 980 403	77	09 980 641	89	09 981 046	74
09 959 217	49	09 980 119	89	09 980 404	78	09 980 652	91	09 981 047	74
09 959 221	50	09 980 120	89	09 980 405	77	09 980 653	91	09 981 050	75
09 959 222	50	09 980 121	89	09 980 406	78	09 980 654	83	09 981 051	75
09 959 223	50	09 980 122	89	09 980 407	77	09 980 671	72	09 981 052	73
09 959 224	50	09 980 123	89	09 980 408	78	09 980 672	72	09 981 053	73
09 959 225	50	09 980 124	89	09 980 409	77	09 980 673	72	09 981 054	73
09 959 226	50	09 980 125	89	09 980 410	78	09 980 674	83	09 981 055	73
09 959 227	50	09 980 126	89	09 980 411	77	09 980 698	81	09 981 056	73
09 959 231	50	09 980 127	89	09 980 412	78	09 980 715	76	09 981 057	73
09 959 232	50	09 980 128	89	09 980 413	77	09 980 716	76	09 981 058	73
09 959 233	50	09 980 129	89	09 980 414	78	09 980 717	79	09 981 059	73
09 959 234	50	09 980 130	89	09 980 415	77	09 980 718	79	09 981 060	73
09 959 235	50	09 980 131	89	09 980 416	78	09 980 719	76	09 981 061	73
09 959 236	50	09 980 132	89	09 980 417	77	09 980 720	76	09 981 062	73
09 959 237	50	09 980 133	89	09 980 418	78	09 980 722	79	09 981 063	73
		09 980 134	89	09 980 419	77	09 980 723	79	09 981 064	73
09 980 028	81	09 980 135	89	09 980 420	78			09 981 065	73
09 980 029	83	09 980 136	89	09 980 421	77	09 981 001	75	09 981 066	73
09 980 030	83	09 980 137	89	09 980 422	78	09 981 002	75	09 981 067	73
09 980 033	83	09 980 138	89	09 980 423	77	09 981 003	75	09 981 068	84
09 980 034	83	09 980 139	89	09 980 424	78	09 981 004	75	09 981 069	84
09 980 085	83	09 980 140	89	09 980 425	77	09 981 005	75	09 981 070	74
09 980 086	71	09 980 141	70	09 980 426	78	09 981 006	75	09 981 071	74
09 980 087	71	09 980 142	70	09 980 427	78	09 981 007	75	09 981 072	74
09 980 088	71	09 980 143	70	09 980 428	77	09 981 008	75	09 981 075	74
09 980 089	71	09 980 145	70	09 980 429	78	09 981 009	75	09 981 076	74
09 980 090	71	09 980 146	70	09 980 430	78	09 981 010	75	09 981 077	74
09 980 091	71	09 980 283	79	09 980 431	78	09 981 011	75	09 981 080	74
09 980 092	71	09 980 284	79	09 980 432	77	09 981 012	75	09 981 081	74
09 980 093	70	09 980 380	71	09 980 433	77	09 981 013	75	09 981 084	75
09 980 095	70	09 980 381	71	09 980 434	77	09 981 014	75	09 981 085	75
09 980 096	70	09 980 382	71	09 980 435	78	09 981 015	75	09 981 086	75
09 980 097	70	09 980 383	71	09 980 436	77	09 981 016	75	09 981 087	73
09 980 098	70	09 980 384	71	09 980 437	78	09 981 017	75	09 981 088	73
09 980 101	72	09 980 385	71	09 980 438	78	09 981 030	74	09 981 089	73
09 980 102	72	09 980 386	71	09 980 439	78	09 981 031	74	09 981 090	81
09 980 103	72	09 980 387	71	09 980 440	78	09 981 032	74	09 981 091	81
09 980 104	72	09 980 388	71	09 980 442	78	09 981 033	74	09 981 092	81
09 980 105	72	09 980 389	71	09 980 443	78	09 981 034	74	09 981 093	73
09 980 106	71	09 980 390	71	09 980 445	78	09 981 035	74	09 981 095	90
09 980 107	71	09 980 391	71	09 980 446	78	09 981 036	74	09 981 096	90
09 980 109	89	09 980 392	71	09 980 447	78	09 981 037	74	09 981 110	85
09 980 110	89	09 980 393	71	09 980 448	77	09 981 038	74		
09 980 111	89	09 980 394	71	09 980 450	78	09 981 039	74	5900188B	87
09 980 112	89	09 980 395	71	09 980 451	78	09 981 040	74		
09 980 113	89	09 980 396	71	09 980 452	78	09 981 041	74		

Index of products

A		DHi 5	84	EV-S G ANL	70	LT 1200 M	82	RK M36	91
AS 25-Gi	88	DHi 6	84	EV-S G ANR	70	Labelling software	87	RK M54	91
AS 25-SLi	88	DHi 7	84					RL 230-1GR	81
AS 25-Si	88	DHi 8	84	F		M		RL 230-1RT	81
		DHi-S10	86	FAM 1	85	MCB	55	RL 230-1W	81
C		DHi-S11	86	FIB	45	Mounting set DASY	90	RLR 1	79
Champ 1 F	80	DLS 6h	55	FIC	46			RLR 2	79
Champ 1 L	80	DLS 6i	56	FS-GE	90	N		RS 008	74
Champ 2 L/F	80	DMCCB	42	FS-GZ	90	N 7 housing	85	RS 012	74
Coron 2	72	DMD 2	54	FSE 1	79			RS 024	74
Coron 2 retain. springs	83	DMD-P	85			P		RS 230	74
Cylinder lock	89	DMRCD 1 A	54	G		Plastic lock	89	RS-KB	90
		DMRP 230	85	G.1.56.16/90°iso	70	Plug set flashing display	89	RSS 016-300	74
D		DO2	70	G.1.56.80/12/90°iso	70	Plug set mech.	89	RSS/RT 016	75
DASA 230	86	DRCA 1 CT 105	81	G.2.56.130/16	70			RSS/RT 016 L	75
DASA 24	86	DRCA 1 CT 140	81	GGW	91	R		RSZ 024	75
DCTR A	54	DRCA 1 CT 70	81	GM.2.56.100/10	70	RD 05	90	RSZ 230	75
DCTR B+	54	DRCA 1 set	81	GM.3.54.100/10/N	70	RDS 6	81	RTZ 2	76
DEASS	84	DRCBO 3	45	GM.3.54.130/16/N	70	RDS 9	81	RTZ F	76
DFA 2	68	DRCBO 4 Hi 1	84	GM.3.57.100/10	70	RG 016	74	RUD 1	82
DFL 8 A	52	DRCCB 5	21	GM.3.57.130/16	70	RH 016	73	RUD 2	82
DFL 8 A X	52	DRCM 1A	54	GM.4.56.100/10	70	RH 020	73	RUR 1	79
DFL 8 B NK	53	DSP 06-2	80	GM.4.56.130/16	70	RH 025	73	RUR 3	79
DFL 8 B NK X	53	DSP 06-3	80			RH 032	73	RVS 3.125.120	70
DFL 8 B SK	52	DSP 10-2	80	H		RH 040	73	RVS 3.150.120	70
DFL 8 B SK X	52	DSP 10-3	80	HS 20	77	RH 063	73	RZM 128	76
DFS 2	16	DTSW Astro 1	76	HS 25	78	RH 080	73	RZQ 248	76
DFS 2 KV Twin	20	Dasy 10	79	HS 40	78	RH 100	73		
DFS 2 S Twin	20	Dasy 16	79	HS 63	78	RH-KA	84	T	
DFS 2 Twin	19	Data Micro +	76	HSH 11	84	RH-SS	84	Twin terminal	89
DFS 4	15	Data Micro 2+	76	HSP-25	90	RI 008	75	Tytan	72
DFS 4 KV Twin	20			HSP-40/63	90	RI 012	75		
DFS 4 S Twin	21	E				RI 024	75	U	
DFS 4 Twin	19	EDS 16	79	K		RI 024 DC	75	Uno D	76
DFS stickers	84	EK-1	88	KA-DFS2	84	RI 230	75	Uno QRD	76
DHS 2	73	EK-2	88	KA-DFS4	84	RK 12	83	Uno QRS	76
DHS 4	73	EK-4	88			RK 12 S	83		
DHi 11	84	ELS 3	68	L		RK 24	83	W	
DHi 2	84	ES/35 G/S	88	LT 0500	82	RK 3 U	83	WES	84
DHi 3	84	EV-S BS	88	LT 0500 M	82	RK 81	83		
DHi 4	84	EV-S G	69	LT 1200	82	RK 81 S	83		



Visit us on the Internet: www.doepke.de

- You will be provided with news about our products and activities.
- Get documents free of charge, e. g. the Dupline or SI planning aid, tender texts, the ProLine configuration or manuals.
- Get in contact with us, we will call back.
- Informations and technical data for all products are at your disposal.
- Get informations about contact partners at Doepke, your responsible sales representant and much more.



We are partners

Doepke Schaltgeräte GmbH
Stellmacherstraße 11
26506 Norden, Germany

@ info@doepke.de
T +49 (0) 49 31 18 06-0
F +49 (0) 49 31 18 06-101

www — doepke.de

All illustrations in this price list are non-binding.

Please gather all technical data from our current main catalogue.

With the publishment of this price list all preceding issues become invalid.

We charge a fee of 20,00 € for small-volume purchases and individual deliveries up to 100,00 €.

Design and price changes are subject to change.

The "General terms and conditions of sale for products and services of the electrical industry" apply to all orders.

Article Number 59 615 01 | Issue Date 02/2019

© Doepke Schaltgeräte GmbH | Technical data subject to change