

 NIEDAX GROUP

 NIEDAX®



*RLVC...*

**NX** **CITO** *LINE* **ONE CLICK - DONE!**

2010





FAST . EASY . INNOVATIVE

**NXCITO** LINE

**ONE CLICK - DONE!**

Have fun at work. Enjoy your projekt.

The new cable tray **NXCITO** will make it happen. You will quickly increase the speed of your assembly service. There is no need for screws or tools to quickly install the **NXCITO**. Adapt one side and simply click the other into place - finished! The acoustic click confirms the proper assembly. Now you can be sure that your installation is perfect and ready to withstand high loadings.







MULTIFUNCTIONAL . FLEXIBLE . COMPATIBLE



# NXCITO LINE

## ONE CLICK - DONE!

Stay flexible. Flexible with your installation. The new cable tray **NXCITO** offers important advantages such as a multitude of cable mounting options. All the screws you need for mounting into the cabletray floor are completely sunk. Thus there is no risk of injury or damage - neither for you nor the wiring. Safety precautions are also taken for the Tray edges and the straps, the special click-mechanism of **NXCITO**.



- 1 Fixed strap for the click connector of the cable tray
- 2 3 mm deep floor embossing to increase the lateral stiffness and stability
- 3 Screw head completely sunk into the floor
- 4 Shifted floor and punched holes on each side for continuous adjustment
- 5 Embossed key hole for threaded rods in the grid
- 6 Breakthroughs for the most popular cable sleeves, as well as cable fittings in M 12, M 16, M 20 und M 25 with integrated traction relief
- 7 Rolled edges to prevent injury to the mechanic and damage of the cable
- 8 Slots and T-straps for securing cables with cable ties



FUNDAMENTAL . EASY . EFFICIENT

# NXCITO LINE

## ONE CLICK - DONE!

Get an overview of the product range with different sizes and materials: For each mounting solution, we have the right product. Please view the cable tray accessories available in our KR catalogue. All fittings and accessories are compatible with the new cable tray **NXCITO** for you to stay flexible, have fun at work and to enjoy your project.



By the way: you'll also save valuable time if you have to dismount **NXCITO**. No tools are needed. Simply press the side-mounted connector and lift off the Tray. Done!



### Light Cable Tray

ventilated, with integrated molded splice plate

model no.	height (H) mm	width B mm	thick- ness (t) mm	EAN code	Weight per 100 kg	smallest PU
S RLVC 60.100	60	100	0,75	948178	130	2 x 3 m
S RLVC 60.200	60	200	0,75	948161	188	2 x 3 m
S RLVC 60.300	60	300	0,75	947300	245	2 x 3 m
S RLVC 60.400	60	400	0,9	947317	360	2 x 3 m
S RLVC 60.500	60	500	0,9	948215	427	2 x 3 m
S RLVC 60.600	60	600	0,9	948222	502	2 x 3 m
E3 RLVC 60.100 E3	60	100	0,8	948239	139	2 x 3 m
E3 RLVC 60.200 E3	60	200	0,8	948246	202	2 x 3 m
E3 RLVC 60.300 E3	60	300	0,8	948253	263	2 x 3 m
E3 RLVC 60.400 E3	60	400	0,8	948260	322	2 x 3 m
E3 RLVC 60.500 E3	60	500	0,8	948277	382	2 x 3 m
E3 RLVC 60.600 E3	60	600	0,8	948284	449	2 x 3 m

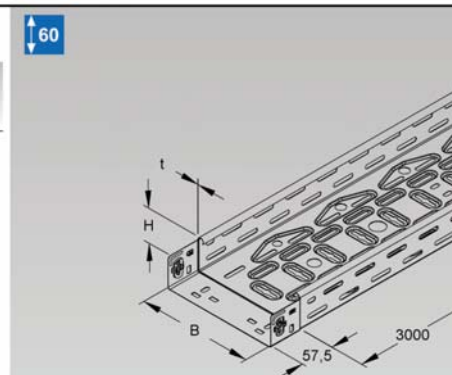
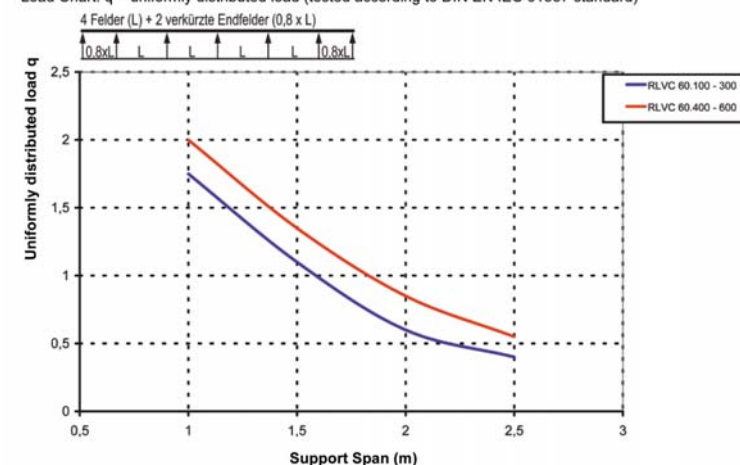
bottom plate and side rail perforated with staggered punch holes, extra row of centric punch holes (diameter 11 mm) in the bottom of the tray

Hole pattern may vary based on width of tray.

For cable tray width of 200mm or wider there are additional holes in the base area with diameter 13.5mm, 16.5mm, 20.5mm and 25.5 for mounting cable glands

Cable trays with a width of 300mm or wider have T-shaped mounting links in the base area for a quick fastening of cable ties without onerous threading

Load Chart: q = uniformly distributed load (tested according to DIN EN IEC 61537 standard)



Compatible  
with all fittings and  
accessories parts from  
our catalogue **KR**



NIEDAX GmbH & Co. KG  
Asbacher Straße 141  
D-53545 Linz/Rhein

Postfach 1286  
D-53541 Linz/Rhein

Tel: +49 (0) 2644/5606-0  
Fax: +49 (0) 2644/5606-13  
[info@niedax.de](mailto:info@niedax.de)  
[www.niedax.de](http://www.niedax.de)