

LUTEC

ECW Portfolio

CONNECTED LIGHTING 2022

2022

CONNECTED LIGHTING
European Warehouse Portfolio

LUTEC China Head Office
CN8, Far-East Industry Park,
Yuyao, Zhejiang, China
+86-574-62760832
info@lutec.net

LUTEC Europe Regional Office
Herentalsebaan 425
2160 Wommelgem, Belgium
+32 3 284 51 62
info@lutec-europe.com

LUTEC in Germany
Austria - Switzerland
ECO-LIGHT Leuchten GmbH
+49-228-9691090
sales@eco-light.biz

LUTEC in France
Prof & Wholesale channel
LUTEC France S.A.S
+33-04-75602598
commande@lutec-france.fr

DIY & Specialist channel
COREP SAS
+33-05-56 49 96 00
contact@corep.com

LUTEC in Iberia
Prof & Specialist channel Spain
Silumin S.L.
+34 93 892 40 51
silumin@silumin.es

Prof & Specialist channel Portugal
Duarte Neves LDA
+351 219 668 100
info@duarteneves.pt

DIY & Garden channel
Spain & Portugal
LUTEC Lighting Iberia S.L.
+34 670 85 45 57
administracion@luteciberia.com

LUTEC in Hungary-Slovenia-Croatia
Czech-Slovakia
LUTEC Lighting Kft
+36 30 897 8494
Info@lutec.hu

LUTEC in Poland
DELIGHTING Polska
+48 61 4367 481
kontakt@delighting.pl

LUTEC in Belgium - The Netherlands
WEBRANDS Benelux
+32 3 369 26 16
info@webrands.eu

LUTEC in Italy
Lightec Srl.
+39 031 3551342
info@lightecsrl.com

LUTEC in Greece - Cyprus
Samba - Eliezer
+30 2104820946
info@samba-eliezer.gr

LUTEC in United Kingdom - Ireland
LUTEC UK Ltd
+44 (0) 1992 760870
sales@lutecuk.com

LUTEC in Denmark
LUTEC Scandinavia A/S
+45 31 63 16 11
Sales@lutec-scandinavia.com

LUTEC in Ukraine
Eurotrade
+38 044 496 74 83
sales@eurotrade.net.ua

LUTEC in Russia
Oasis Light
+7 499 5501529
agata-v@rambler.ru

LUTEC in Israel
Nisko Group LTD.
+972-72-2400636
info@niskoelec.com

LUTEC in United States - Canada
LUTEC USA LLC
+(704) 980 4135
shelley.greenberg@lutec.net

LUTEC in Iraq
Al-Riyad Group Co. Ltd.
+964 782 2222033
info@alriyad.iq

LUTEC in South Korea
Belko Co., Ltd
+82 2 465 0603
belko@belko.co.kr

LUTEC in Chile
Manufacturas Eléctricas ByP Ltda.
+56 228 769 400
online@byp.cl

China Central Warehouse in
Yuyao

European Central Warehouse
Bornem- Belgium

www.lutec.com

LUTEC 
connect

2 2
LIGHTING

Hello,
nice to meet you
we are

LUTECH

CONNECTED BY LIGHTING

one LUTECH,
one **lighting** world

At **LUTECH** we want our smart lighting to provide a quality of light that everyone can enjoy, every day.

Reliability, ease and **accessibility** for the whole family are our priorities.

A choice of **remote control, mobile app control** or **switch control** means everyone can find their own way to enjoy our smart products.

Whatever the control method, we provide LED lamps which can beautify your home, create a comfortable ambience, or simply light up your daily activities. It's easy to adjust the intensity and colour temperature to find the right light for the moment.

connected light



indoor light



outdoor light



solar

our 6 activity segments



security



bulb



accessory

connected light

make your life
smarter



make your outdoor life smarter

LUTEC connect



Control & Adjust your lights From your bedroom to your garden



CCT+RGB whites & colors

Dimming

Warm white to Cool white

16 million colors

Activity lights

Night Reading Relaxing Party

Fire Ocean Forest Romance

Splendid light

The way it was meant to be seen

The ambiance of light should fill your home as purely and genuinely as possible. Enhanced by LUTEC Connect dynamic CCT & RGB colour tuning technology. It's about freedom without compromise.

CCT adjustable whites

Dimming

4 shades of lights

Activity lights

Night Reading Relaxing

the No Worry Technology

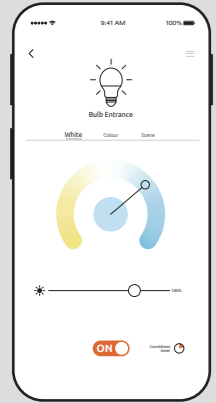


We offer an accessible, simple and reliable solution. No need to be a "geek" to install or use LUTEC connect.

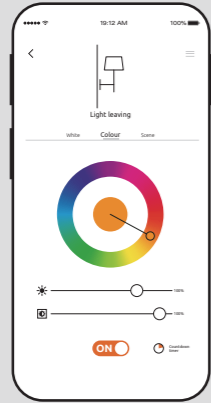
- Easy to set**
In 5 minutes, your account is created and you can use your first light
- All the main functions without Internet access***
Thanks to Bluetooth Mesh, it will work without limitation
- Fast & stable Bluetooth connection**
You can rely on this technology, it's simple so it's efficient at any time
- Up to 100 lights connected**
No limitation, plug in as many lights you need
No network saturation
- Indoor & outdoor control**
Bluetooth MESH allows connection of indoor and outdoor lights.
- Range up to 50 meters**
Stay in your sofa peacefully, and control all the lights
- Safe and trustful**
No Cloud, no risk, all your personal data will be safe
- Home family friendly solution**
The app could be shared to all family and a remote control is always near by
- Connected or not connected, it's your choice**
All LUTEC connect products work perfectly even if you don't install the app!

the LUTEC connect app

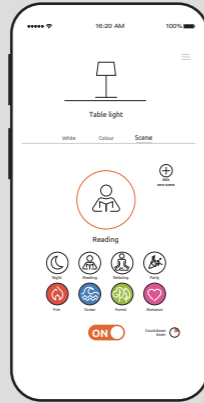
For a full smart lighting experience



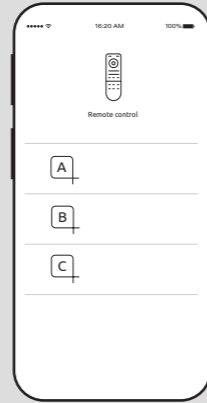
CCT settings



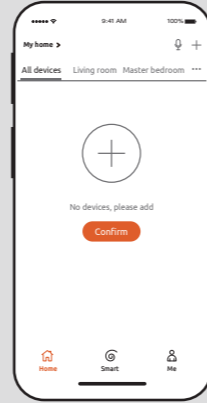
RGB settings




Scenes



Group control



Easy to pair




Step by step pairing process



Light and accessories



Voice Control Compatible



With additional Access Box

one app does it all !



the smart remote control

With Double Integrated function

Simplicity is our promise, as nothing beats the convenience of remote control
Full functionality without Internet access
No Router & No Wifi required



Point & Play
in the room

Infra Red individual control

ON/OFF
Tunable White
Dimming
Colours
Scenes

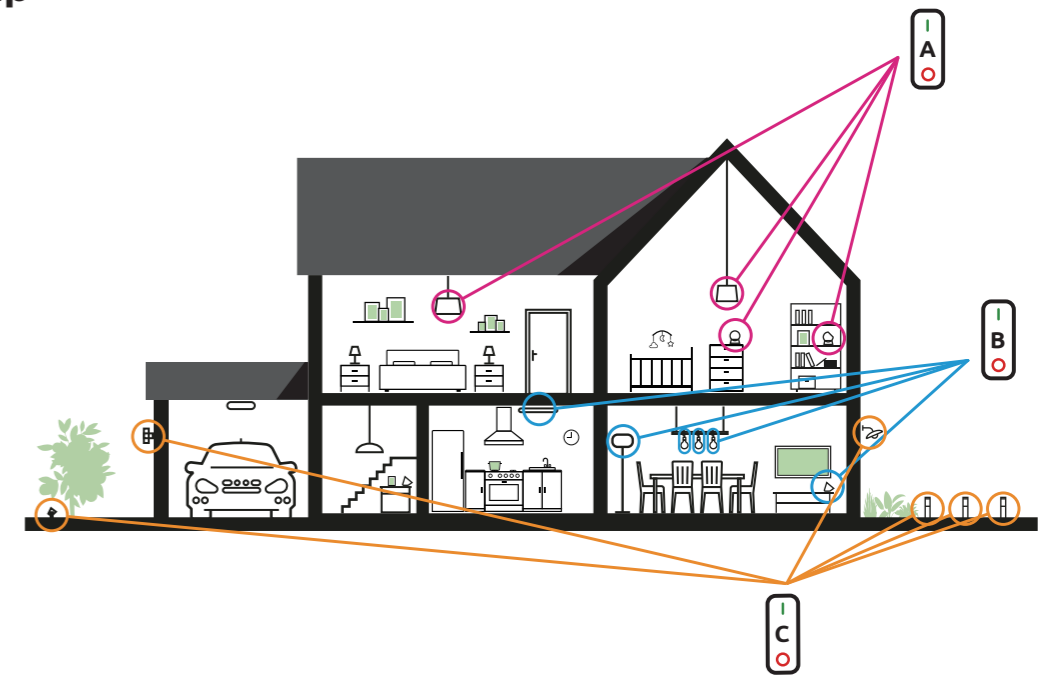
Night Light
Work light
Party
Fire
Forest
Ocean
Romantic



REMOTE
9702315361

Control every light
Inside or outside the house

Bluetooth Group control



You can add as many smart lighting devices as you want to one of the 3 groups (A-B-C).
I/O push button switches on-off all the lights of the same group.

why Bluetooth Mesh ?

Full scalability towards all your indoor and outdoor living spaces

Bluetooth technology, the global standard for wireless connectivity, now supports mesh networking


- Easy & stable connection
- Long range indoor & outdoor
- Connect up to 100 devices



expand the experience

Add the WiFi LUTEC Connect Access Box to the Bluetooth mesh eco-system. Allows the connection of the Bluetooth mesh ecosystem with your Wifi router at home

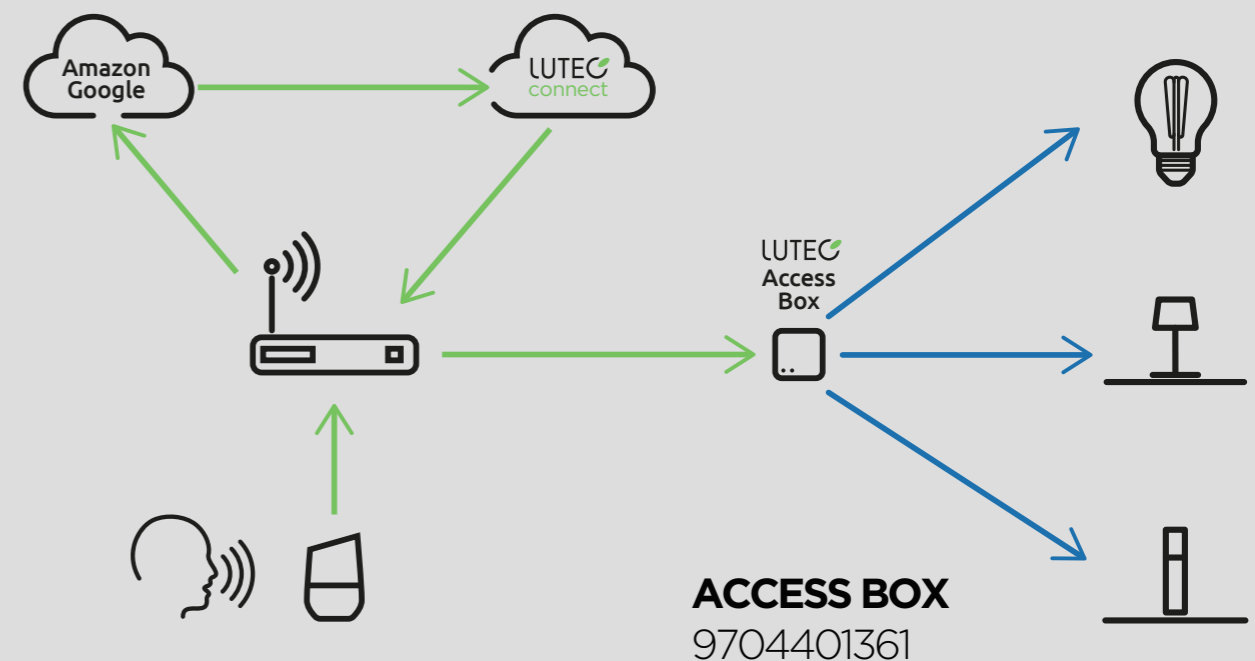
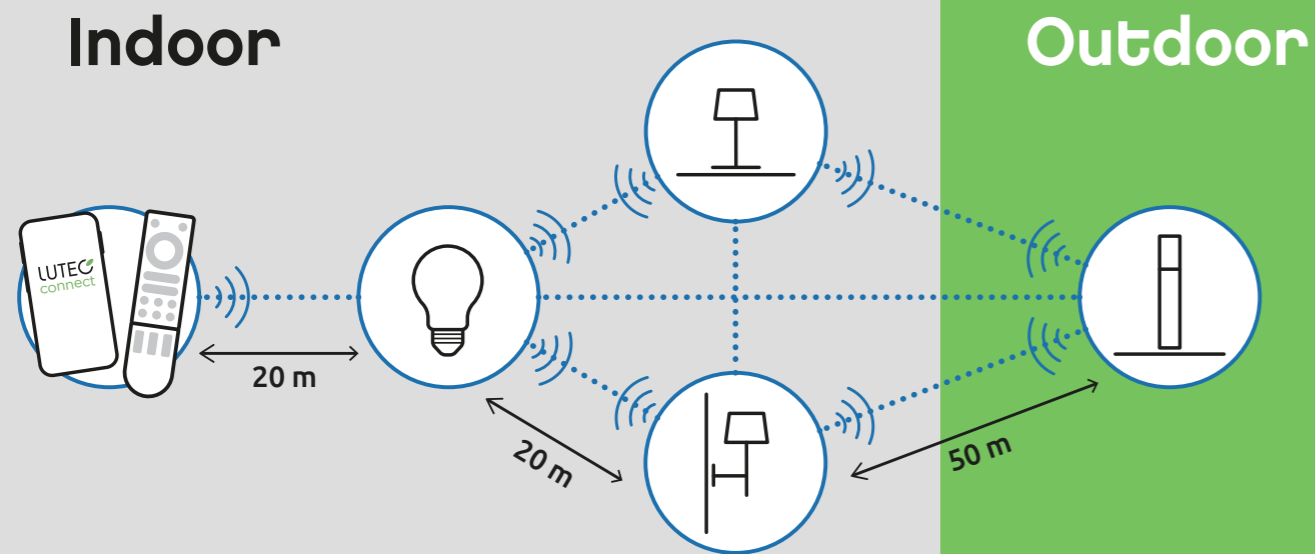
The complete LUTEC Connect lighting portfolio is Voice Control Compatible




Hey Google, turn on the light!



Alexa, change the light in blue!



Via Cloud access you can control all the devices in your LUTEC Connect lighting network from anywhere out of home.



visit the dedicated website

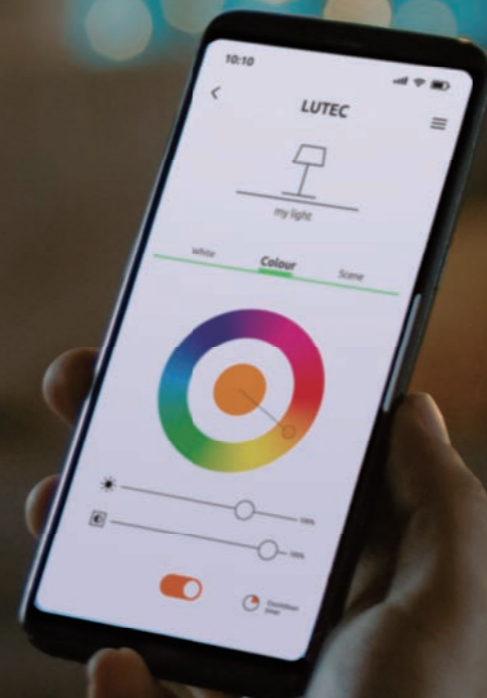
to support and inspire our consumers in their experience

www.lutec-connect.world



indoor light

make your
indoor life
smarter



indoor light

portable



PIALA
8501801361/ P19



MOA
8501701446/
8501701012/ P21



GLOBE
8500401012/ P23



GLOBE
8500403012/ P25



DOMIO
8505501361/ P27



CARDI
6501702330/ P29



BARDO
8505601012/ P31



WANDIE
8200801446/ P33



LINEA
8101006331/ P35



KLIPA
8505401446/
8505401012/ P37

ceiling



VIRTUO
8402801446/
8402802446/ P39



CEPA
8402901446/ 8402901012/
8402902446/ 8402902012/ P41



PANTER
8403001012/ P43



TETRA
8403901012/
8403901446/ P45

recessed spot



SCOP
8304601446/ 8304601448/
8304602446/ 8304602448/ P47



ALTUM
8304701446/ 8304701012/
8304702446/ 8304702012/ P49



OPTIMA
8304201446/
8304201448/ P51



RINA
8304301446/
8304301012/ P53



ETNA
8304101446/ P55

ceiling spot



STANOS
8600501446/
8600501012/ P57




STANOS
8600502446/
8600502012/ P57



STANOS
8600504446/
8600504012/ P57



STAG
8304801446/
8304801012/ P59



* Dimming 




adjustable whites

2700 K  6500 K

RGB 

Activity lights



piala

portable light

The Piala lamp offers a unique style that complements any home. Place the projector wherever you want in your home: wash the walls of your living room in colourful light or place the lamp on your bedside table as a subtle night light.




smart lighting technology

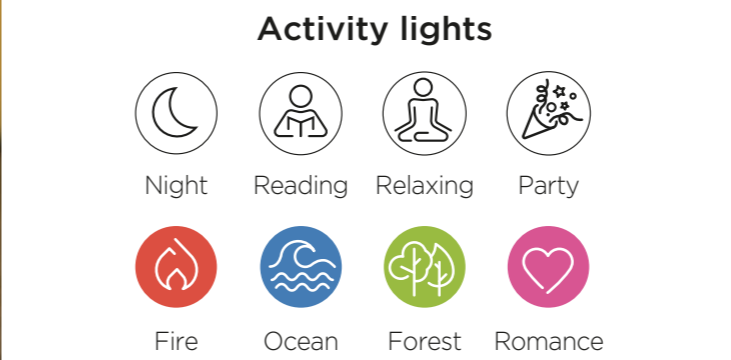
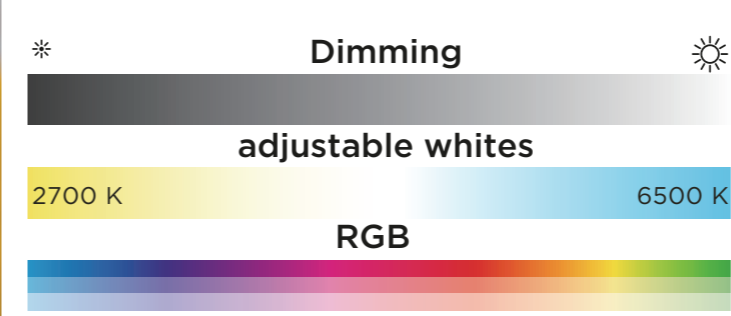



8501801361

 WHITE

CLASS II
LED 9W
600 Lumen
Plastic





moa

portable light

The Moa ambiance table lamp, which adds a unique style element to all areas of your home. Projection on the wall using the different temperature of white or via a large choice of colors will ambiance the space. Wireless operation is possible via remote control or smartphone. Add the access box to activate voice control function.



smart lighting technology



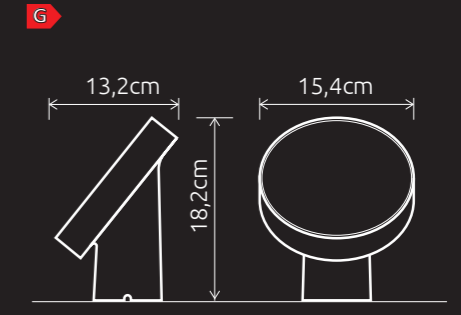
8501701446


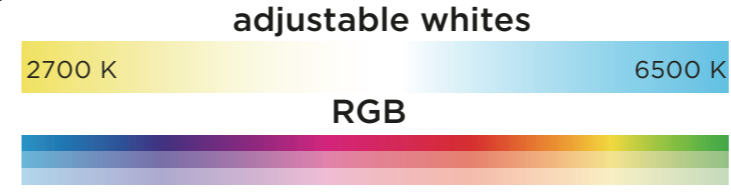
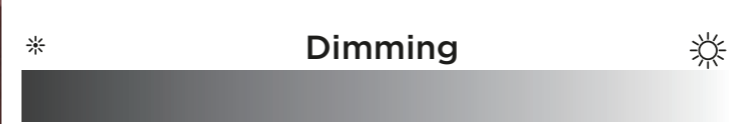
● WHITE

8501701012

○ BLACK

CLASS II
LED 9.7W
450 Lumen
Mat PC & Aluminium





globe

portable light

Create effortlessly the desired atmosphere in every room in the house with the distinctive, compact LUTEC Connect Globe. Plug it into a power outlet and use the Globe as a stand-alone lamp to bring colourful light.



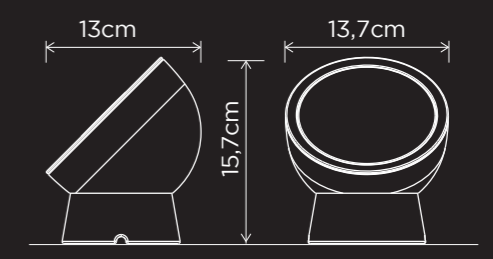
smart lighting technology



8500401012

BLACK

CLASS II
LED 9.5W
650 Lumen
Plastic
F





globe

portable light

The satined glass ball forms the shade of the Globe table lamp and guarantees a very even and glare-free light radiation on all sides. RGB LEDs are built into the sphere, which can light up in 16 million tones as well as in white. The table lamp is perfect for your sideboard or cupboard and contributes to the atmosphere with its decorative appearance. Wireless operation with separately available remote control or via the Bluetooth app.



* **Dimming**

adjustable whites

2700 K 6500 K

RGB

Activity lights

Night
 Reading
 Relaxing
 Party

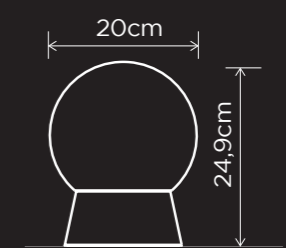
Fire
 Ocean
 Forest
 Romance

smart lighting technology



8500403012 ● WHITE

CLASS II
LED 11.5W
900 Lumen
Mat glass & PC





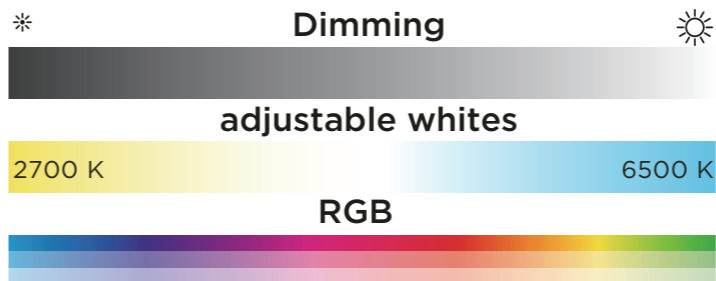
domio

portable light

The Domio table lamp brings ambiance and color to any room in your home. Designed to provide indirect lighting, you can use to highlight interior decor or to provide a night light in any bedroom. The Glow lamp can go wherever you want, thanks to its built-in, rechargeable battery bring with you as you travel, use it as the centerpiece of a romantic dinner, or take it outdoors to enhance the atmosphere of your summer parties. Enjoy from 2,5 hours of nice lighting up to 24 hours when using the Cozy Candle light effect. The touch press button allows to switch on/of but also access to main CCT and colours.



1	200lm(2700K)	2.5H
2	200lm(4500K)	2.5H
3	15lm(2700K)	24H
4		7H
5		OFF



Activity lights

Night
 Reading
 Relaxing
 Party

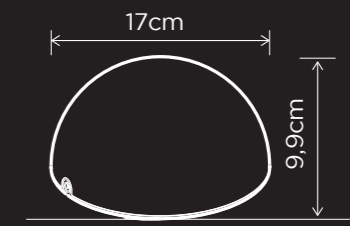
Fire
 Ocean
 Forest
 Romance

smart lighting technology



8505501361 WHITE

CLASS III
 LED 5.2W - 500 Lumen
 3.2V 5000mAh LiFePO4 battery incl.
 Plastic





Outdoor



Indoor




* Dimming

adjustable whites

2700 K 6500 K

RGB

Activity lights



cardi

portable light

This portable LUTEC Cardi is a very versatile indoor and outdoor lamp. The lamp creates the perfect atmosphere in any space, but it can also be used more functionally. It is weatherproof and dimmable and features 16 million colours to brighten up any spot. Activate even more smart light functions with the access box. Control your lights hands free and use your voice instead of a mobile device!



1	200lm(2700K)	3H
2	200lm(4500K)	3H
3	15lm(2700K)	48H
4		7H
5		OFF

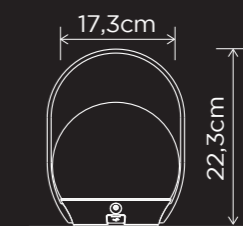
smart lighting technology



6501702330

BLACK

CLASS III
LED 3.3W - 200 Lumen
3.7V 2200mAh Li-ion battery incl.
Synthetics
IP54





* **Dimming** ☀

adjustable whites

2700 K 6500 K

RGB

Activity lights

Night	Reading	Relaxing	Party
Fire	Ocean	Forest	Romance

bardo

portable light

The Bardo light bar can be mounted to a wall or beside a TV, laid flat on any surface. In projection to the wall the ambiance will change and get more fun or cosy. A versatile smart light, making nice light effect in living room, and bedroom. The touch press button allows to switch on/of but also access to main warm or cold white and colours.



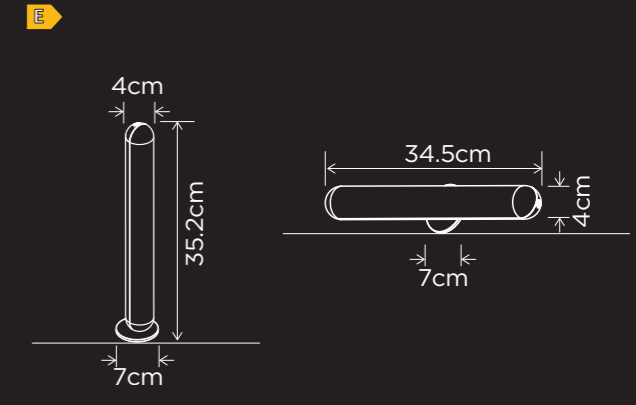
smart lighting technology

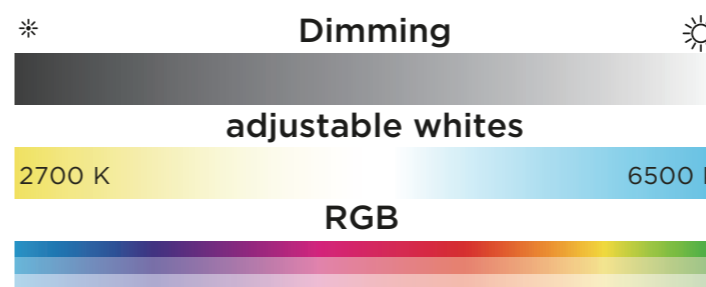





8505601012

BLACK

CLASS II
LED 10.7W
650 Lumen
PC & Aluminium
Fix it vertically or horizontally





- Activity lights**
- Night
 - Reading
 - Relaxing
 - Party
 - Fire
 - Ocean
 - Forest
 - Romance

wandie

portable light



Illuminate a wall with colour or create beautiful indirect lighting effects with this sleekly designed Wandie from LUTEC. Thanks to the many white tones, you can also use it as functional lighting in your hobby corner. On the head of the lamp a touch press button allows to switch on/off but also get main CCT and colours light effect. The neon part can be removed from its stand to be used behind a TV, a furniture or a sofa in order to provide ambient light.

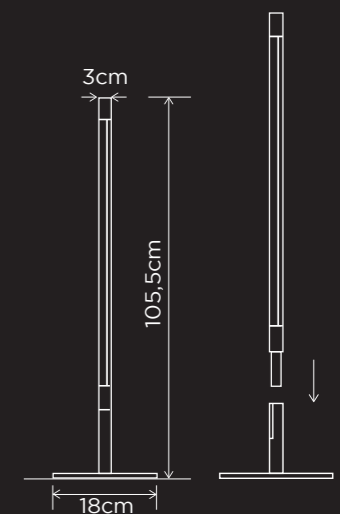
smart lighting technology



8200801446

● WHITE

CLASS II
LED 10.5W
1000 Lumen
PC & Aluminium
F





* Dimming



Activity lights

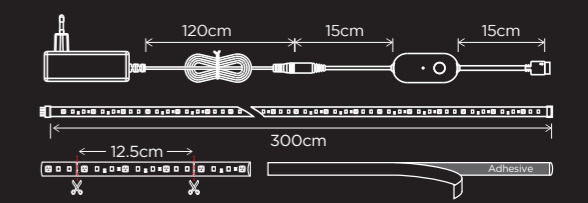
Night	Reading	Relaxing	Party
Fire	Ocean	Forest	Romance

linea

LED stripe

Get brilliant coloured light throughout your home with the flexible LUTEC light strip, including power supply. Combine the light strip with an access box for access to all smart lighting functions.

Our smart Linea LED full-colour strip lets you bring beautiful indirect light into your home. Simply stick the flexible strip to any surface you like - tray ceilings or under cabinets.

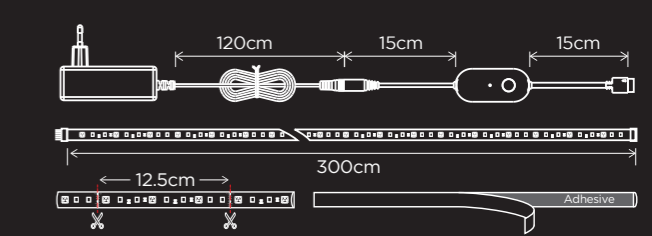


smart lighting technology



8101006331 WHITE

CLASS II
LED 12W
810 Lumen
Plastic






* Dimming 

adjustable whites

2700 K  6500 K

RGB 


Activity lights



klipa

portable light

At the edge of your desktop, on the windowsill or on a shelf: The Klipa is flexible because it can be clamped to anything. The movable lampshade can be adjusted as you need it. The smart white and colour ambiance LED GU10 lamp provides light in different shades of white and 16 million colours to brighten up any spot.



smart lighting technology



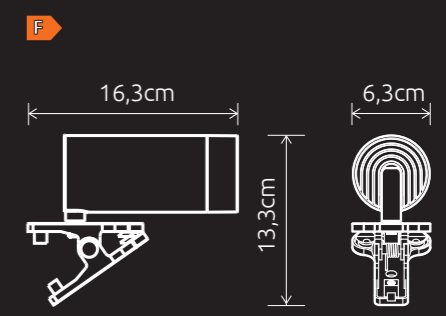
8505401446

● WHITE

8505401012

○ BLACK

CLASS II
LED 4.7W
440 Lumen
Plastic





WARM WHITE
2700K

OR



COOL WHITE
6500K

* **Dimming** *



Tunable whites

2700 K 6500 K

Activity lights



Night Reading Relaxing

smart lighting technology

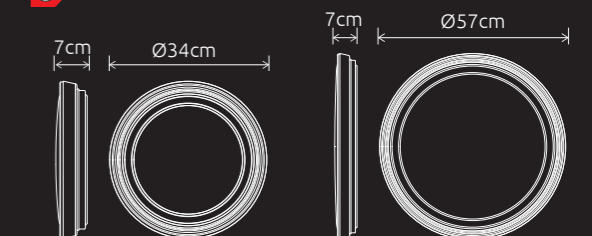


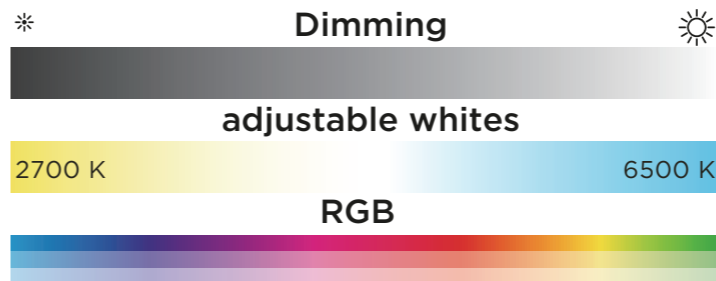
virtuo 340: 8402801446 ● WHITE

Class I
LED 14.7W
1200 LUMEN
Plastic
E

virtuo 570: 8402802446 ● WHITE

Class I
LED 56W
4000 LUMEN
Plastic
G





cepa

ceiling

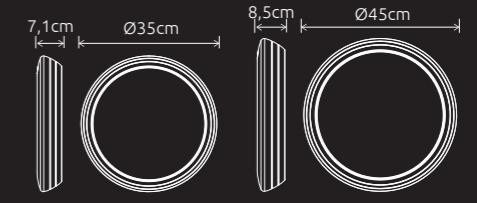
Enjoy a subtle glow with the white Ceba ceiling lamp. Thin circle shines in different shades of white and 16 million colours to brighten up any spot. Activate even more smart light functions with the access box. Control your lights hands free and use your voice instead of a mobile device! *Works with Alexa and Google home.



smart lighting technology



- cepa 340: 8402901446** WHITE
Class I - LED 24W - 1000 LUMEN
Plastic+Aluminum
- cepa 340: 8402901012** BLACK
Class I - LED 24W - 1000 LUMEN
Plastic+Aluminum
- cepa 450: 8402902446** WHITE
Class I - LED 33W - 2100 LUMEN
Plastic+Aluminum
- cepa 450: 8402902012** BLACK
Class I - LED 33W - 2100 LUMEN
Plastic+Aluminum





panter

ceiling

Create a natural atmosphere with this Panter LED ceiling lamp from LUTEC. The different shades of white brighten up your room from the front shade or choose a smooth colour tone from the back light projection. Activate even more smart light functions with the access box. Control your lights hands free and use your voice instead of a mobile device! *Works with Alexa and Google home.



* **Dimming**




adjustable whites



RGB



Activity lights



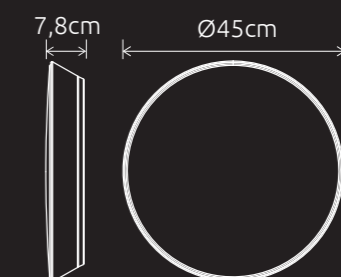
smart lighting technology



840300102

BLACK

CLASS I
LED 33W
2200 Lumen
Aluminum



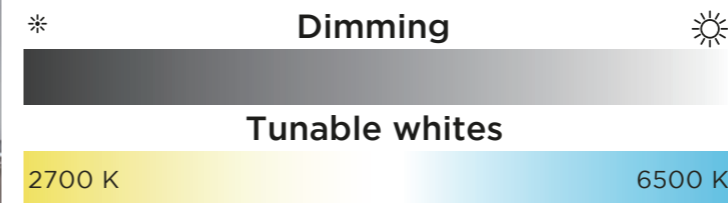


WARM WHITE
2700K

OR



COOL WHITE
6500K



Activity lights



tetra

ceiling

With the black square LUTEC Connect Tetra ceiling lamp, you can enjoy warm to cool white light. Wireless operation with the separately available smart switch or via the app. Add an access box to activate all smart light functions.




smart lighting technology




8403901446

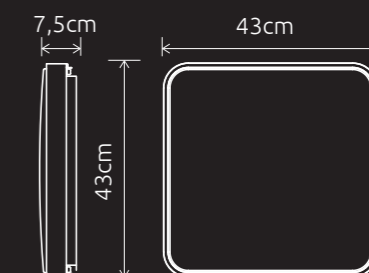
WHITE

Class I
LED 38W
2500 LUMEN
Metal + PMMA


8403901012

BLACK

Class I
LED 38W
2000 LUMEN
Metal + PMMA







scop

recessed spot

The LED spotlight Scop for ceiling installation consists of a white / brushed nickel round aluminium frame and a rotating plastic floodlight head. The latter has a GU10 holder and is equipped with a LUTEC Connect lamp which delivers light in various white tones and more than 16 million colours. Wireless operation with the separately available smart switch or via the app. Add an access box to activate all smart light functions.



* **Dimming**




adjustable whites

2700 K 6500 K



RGB

Activity lights



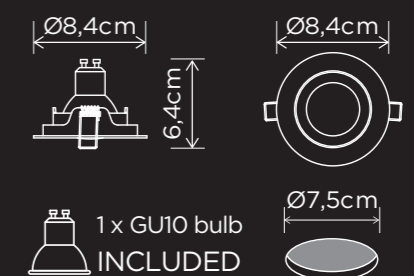
smart lighting technology



- 1 kit: 8304601446
- 3 kits: 8304602446
- 1 kit: 8304601448
- 3 kits: 8304602448

- WHITE
- WHITE
- BRUSHED NICKEL
- BRUSHED NICKEL

Class II
LED 4.7W
440 LUMEN
Aluminum
IP20






altum

recessed spot

The Altum recessed spotlight from LUTEC is made of high-quality material and a nice conical design for any interior style. The white and colour ambience LED delivers light in various white tones and more than 16 million colours. Simply switch the lamp on and off, dim and change colours with your smartphone or remote control. When you connect to the access box you get access to the voice control function.



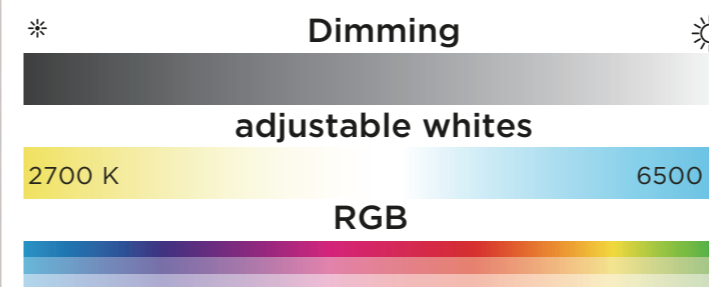

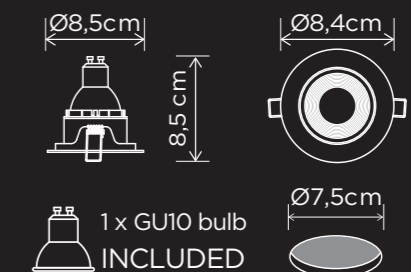
smart lighting technology




- 1 kit: 8304701446
- 3 kits: 8304702446
- 1 kit: 8304701012
- 3 kits: 8304702012

- WHITE
- WHITE
- BLACK
- BLACK

Class II
LED 4.7W
440 LUMEN
Aluminum
IP20



Activity lights





optima

recessed spot

The LUTEC Connect recessed spotlight Optima is one of the many spots in the collection. The spotlight is round and surrounded by white aluminium. Thanks to high protection rating IP65 you can install in all the bathroom. You can both dim the light and determine the colour of the light via the remote control or via the app, allowing you to easily create the desired atmosphere.



* Dimming 




adjustable whites



RGB



Activity lights



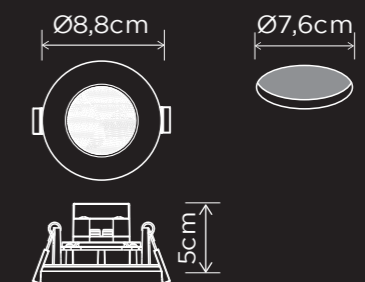
smart lighting technology



8304201446
8304201448

● WHITE
● BRUSHED NICKEL

Class II
LED 7.7W
450 LUMEN
Aluminum
IP65





rina

recessed spot

Create the perfect atmosphere throughout your home with the Rina recessed spotlight. Thanks to high protection rating IP65 you can install in all the bathroom. The white and colour ambience LED delivers light in various white tones and more than 16 million colours. Simply switch the lamp on and off, dim and change colours with your smartphone or remote control. When you connect to the access box you get access to the voice control function.



* **Dimming**




adjustable whites

2700 K 6500 K



RGB

Activity lights



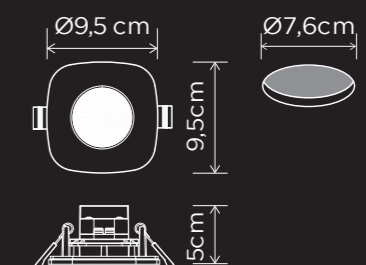
smart lighting technology



8304301446
8304301012

● WHITE
○ BLACK

Class II
LED 7.7W
490 LUMEN
Aluminum
IP65





etna

recessed spot

This white recessed spot Etna provides perfect light in your home and is made for a humid environment. Thanks to its deep shape Etna graces any ceiling. The white and colour ambience LED delivers light in various white tones and more than 16 million colours. Simply switch the lamp on and off, dim and change colours with your smartphone or remote control. When you connect to the access box you get access to the voice control function.



* Dimming




adjustable whites



RGB



Activity lights



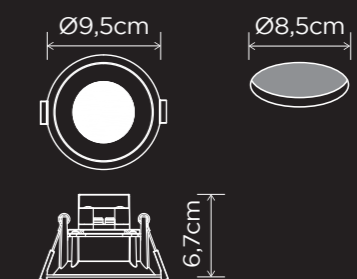
smart lighting technology



8304101446

WHITE

Class II
LED 7.7W
400 LUMEN
Aluminum
IP65





stanos

spot light

The modern black or white Stanos spot light offers varied and cleverly controlled light. The head can rotate and be adjusted from up to down, this option enables optimal lighting diffusion. You can choose different shades of white, so that the right light is available for every moment of the day and every mood. The spotlight is controlled with the compatible App via your own smartphone or tablet. Operation without internet access is also possible with the corresponding remote control available as an accessory.



* Dimming



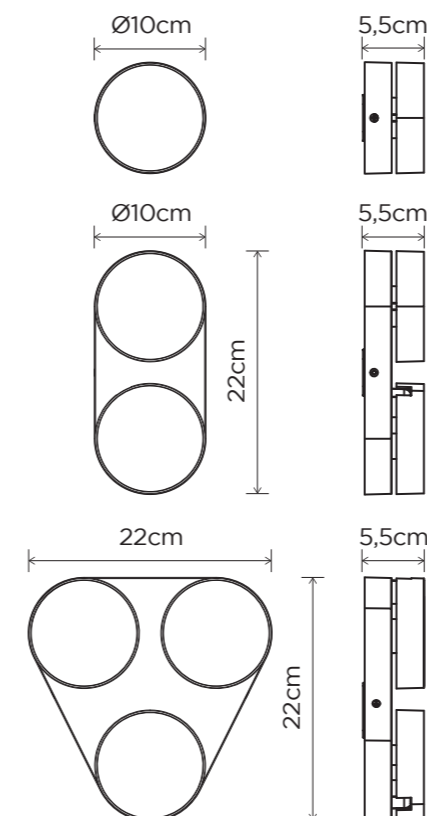
Tunable whites



Activity lights



Night Reading Relaxing



smart lighting technology



1 spot: 8600501446

● WHITE

1 spot: 8600501012

○ BLACK

Class II
LED 6.8W - 400 LUMEN
Aluminum + Plastic

2 spots: 8600502446

● WHITE

2 spots: 8600502012

○ BLACK

Class II
2xLED 6.8W - 800 LUMEN
Aluminum + Plastic

3 spots: 8600504446

● WHITE

3 spots: 8600504012

○ BLACK

Class II
3xLED 6.8W - 1200 LUMEN
Aluminum + Plastic




stag


spot light

Use the black or white Stag surface-mounted spotlight for various white tones and more than 16 million colours in all areas of your home. Wireless control with the Bluetooth app. The Stag combines a resolutely modern design with maximum lifespan. The GU10 bulb allows you to adjust the intensity the brightness as well as the color temperature. Romantic, soothing, or simply functional, this luminaire can be placed in several copies on the sides of a large room, or even to create a more original path.




* **Dimming** 

adjustable whites

2700 K  6500 K

RGB



Activity lights

 Night
  Reading
  Relaxing
  Party

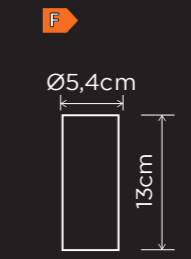
 Fire
  Ocean
  Forest
  Romance


smart lighting technology



8304801446  WHITE
8304801012  BLACK

Class I
 LED 4.7W
 440 LUMEN
 Aluminum
 IP20



 1 x GU10 bulb INCLUDED

outdoor light

make your
outdoor life
smarter

outdoor light

portable



NEW
NOMA
8506201331 / P65



NEW
NOMA
8506204331 / P65



PEPPER
8500102331 / P67



wall



CUBA
5193810118 / P71



DROPSI
5010901118 / P73



DROPA
5000501118 / P75



QUBO
5193004118 / P77



NEW
KIRA
5288909118 / P79



GEMINI
5189120118 / P81



spike



MINI LETO
6602903424 / P69



bollard



DROPA
7200501118 / P75



QUBO
7193003118 / P77



NEW
KIRA
7288906118 / P79

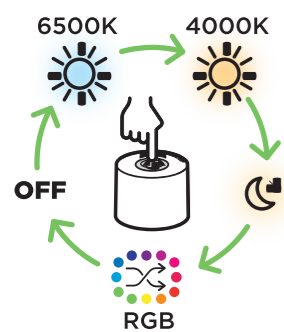


NEW
MAINS
7202201012 / P83







touch control



app control



charging



* **Dimming**

Adjustable whites

2700 K 6500 K

RGB



Activity lights



Night Reading Relaxing Party



Fire Ocean Forest Romance

noma

portable

NOMA is a modular, spheric light which can be used at any desired place indoor & outdoor. Create diverse coloured light scenes by means of App, Touch or Remote control. The starter kit comes with 2 light modules and a charger station (incl. USB cable). Multiple extension possible with the NOMA+ additional module.



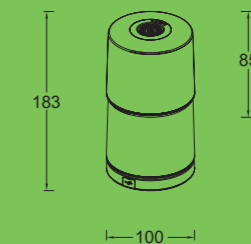
smart lighting technology



White

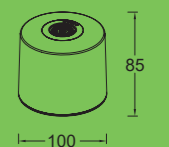
8506201331


CLASS III
IP44
2xLED 2.3W
1200mAh
2x3.7V Li-ion battery
2x150 Lumen
Synthetics



8506204331

CLASS III
IP44
LED 2.3W
1200mAh
3.7V Li-ion battery
150 Lumen
Synthetics





* **Dimming**

Adjustable whites

2700 K 6500 K

RGB

Activity lights

Night
 Reading
 Relaxing
 Party
 Fire
 Ocean
 Forest
 Romance

pepper

portable

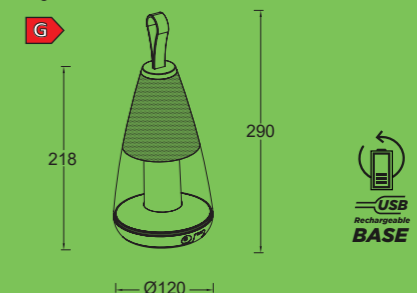
PEPPER is a modern, design award winning portable table lamp which is suitable both indoors and outdoors. It can be positioned, moved as desired and the brightness can be adjusted. The battery is easy to charge via the USB connector and included charging cable. PEPPER invites you to lift it up and take it wherever you want. Take it on a picnic or create cozy lighting in your living room. PEPPER is made of hard plastic and is durable against wind and water.



White

8500102331

CLASS III
IP54
LED 4.5W
2200mAh 3.7V Li-ion battery
200 Lumen
Synthetics





mini leto

spike & wall

Give your garden extra atmosphere with this MINI LETO outdoor garden lighting. The integrated connected LED module will not only feature warm white or bright white light but any color you want. Two way installation possible.



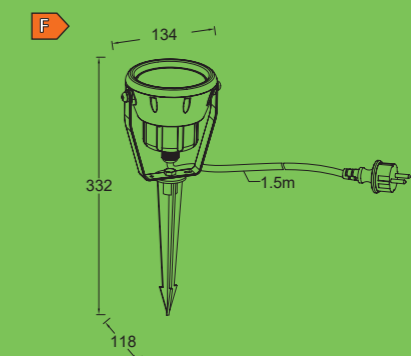
smart lighting technology



Dark Grey

6602903424

CLASS II
IP65
LED 8W
400 Lumen
Die Cast Aluminium



* Dimming



Adjustable whites

2700 K 6500 K



RGB

Activity lights



Night Reading Relaxing Party



Fire Ocean Forest Romance



cuba

wall

Rectangular, modern & versatile outdoor wall light with integrated connected LED module suitable for vertical and horizontal mounting. The light head with double diffuser can be rotated over 90°. Also available with motion sensor.



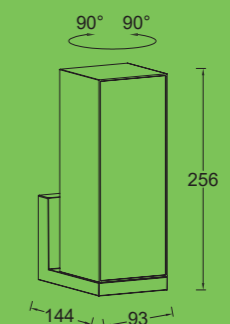
smart lighting technology



Dark Grey

519381018

CLASS I
IP54
LED 15W
1000 Lumen
Die Cast Aluminium




* **Dimming**



Adjustable whites

2700 K 6500 K





dropsi

wall

Make your garden an inviting place with this contemporary DROPSI wall lamp. The movable spotlight head consists of a double diffuser that will accentuate your outdoor space and, in combination with the connected LED module, will create a very nice immersive effect.



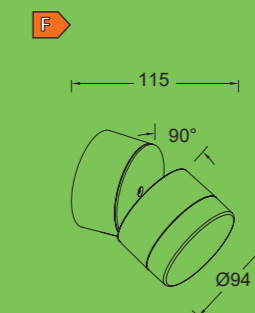
smart lighting technology



Dark Grey

5010901118

CLASS I
IP44
LED 8.6W
690 Lumen
Die Cast Aluminium



* Dimming



Adjustable whites

2700 K 6500 K

RGB



Activity lights



Night Reading Relaxing Party



Fire Ocean Forest Romance



dropa

wall & bollard

The DROPA outdoor wall & bollard light in anthracite grey with integrated connected LED module is made of durable aluminium. The design consists of a double diffuser, one transparent and one opal, that will diffuse in a 360° radius for optimal illumination of paths and other outdoor areas.



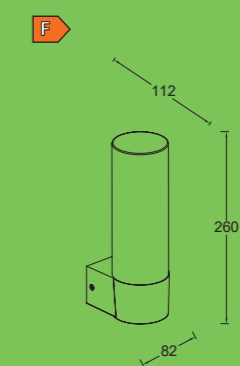
smart lighting technology



Dark Grey

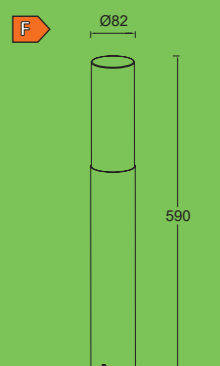
5000501118

CLASS II
IP44
LED 9.5W
500 Lumen
Die Cast Aluminium



7200501118

CLASS I
IP44
LED 9.5W
500 Lumen
Die Cast Aluminium



* **Dimming**

Adjustable whites

2700 K 6500 K

RGB

Activity lights

Night
 Reading
 Relaxing
 Party

Fire
 Ocean
 Forest
 Romance



qubo

wall & bollard

QUBO dark grey wall & bollard light diffuse a stunning homogenous connected light. Ideal for general lighting in your garden or terrace.



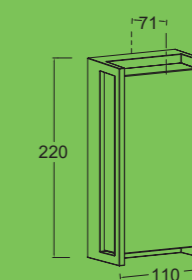
smart lighting technology



Dark Grey

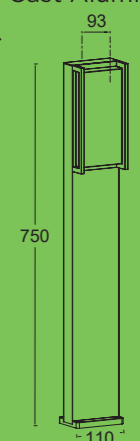
5193004118

CLASS I
IP54
LED 16W
1000 Lumen
Die Cast Aluminium



7193003118

CLASS I
IP54
LED 16W
1000Lumen
Die Cast Aluminium



* **Dimming**



Adjustable whites



RGB



Activity lights



Night Reading Relaxing Party




Fire Ocean Forest Romance








* **Dimming** 



Adjustable whites
2700 K  6500 K

-  Night
-  Reading
-  Relaxing

kira

wall & bollard

The KIRA outdoor connected LED wall & bollard light featuring a bended and frameless diffusor. Distributes a homogenous white light to illuminate walls, pathways and other open spaces around your home.



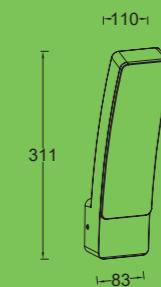
smart lighting technology



Dark Grey

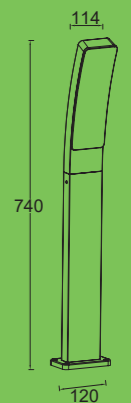
5288909118

CLASS I
IP54
LED 19W
1200 Lumen
Die Cast Aluminium



7288906118

CLASS I
IP54
LED 19W
1200 Lumen
Die Cast Aluminium





gemini

Wall Up & Down

Minimalistic die-cast wall light with a light output of 900 lumen, the light beam will cover the full surface in the two directions. This elegant 'brick' light in dark grey ensures a perfect light beam thanks to the connected LED module.



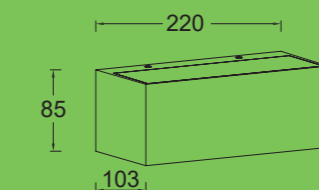
smart lighting technology



Dark Grey

5189120118

CLASS I
IP54
LED 17W
900 Lumen
Die Cast Aluminium



* **Dimming**

Adjustable whites

2700 K 6500 K

RGB

Activity lights

Night Reading Relaxing Party

Fire Ocean Forest Romance





mains

bollard

The MAINS bollard socket light, with integrated Cloud access box, facilitates away-from-home control for all the devices in your LUTEC connect network. Convenient full control with the LUTEC connect App including Timer function. Or basic touch control with light on/off button. Comes with two side-earth sockets. Total power supply up to 3500W.



smart lighting technology

Bluetooth MESH + WiFi



Matt Black

7202201012

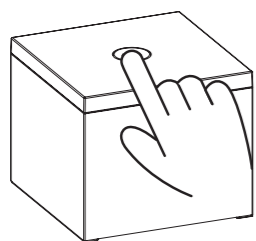
CLASS I
IP44
LED 11W
750 Lumen
16A - Max. 3500W
Die Cast Aluminium



3000K

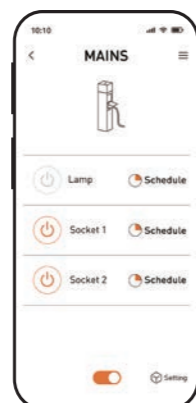


touch control



Light on/off

app control



timer function



solar



Finally
solar lighting
becoming smart!

LUTEC SOLAR



Finally solar lighting becoming smart!



solar + connected


- ✔ Energy Saving
- ✔ Easy installation no wires needed
- ✔ Higher lumen output
- ✔ Long life solar battery

- ✔ Easy to install, connect and control
- ✔ Fast & Stable bluetooth connection
- ✔ Lights are connected to each other via Bluetooth Mesh
- ✔ Range up to 50m
- ✔ Adjustable light settings
- ✔ Control by smart phone or motion sensor




Control and adjust your SOLAR lights

Switch your lights on or off, dim your lights, change the temperature or the color according to your mood.



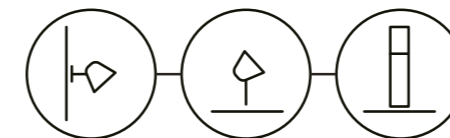
High tech Low energy

Easy to control solar lights for better efficiency and comfort.



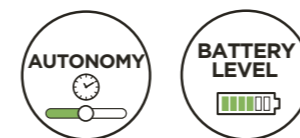
Create Groups For more convenience

Control all your lights at once! Easy and fast set up, you can add or delete any light from the group.



Manage the battery life

Check the battery level at any time. At low battery levels, switch easily from ON to PIR or OFF mode.



Control and adjust your SOLAR lights

With the LUTEC connect App you can switch your lights On/Off, dim or change the color temperature easily.

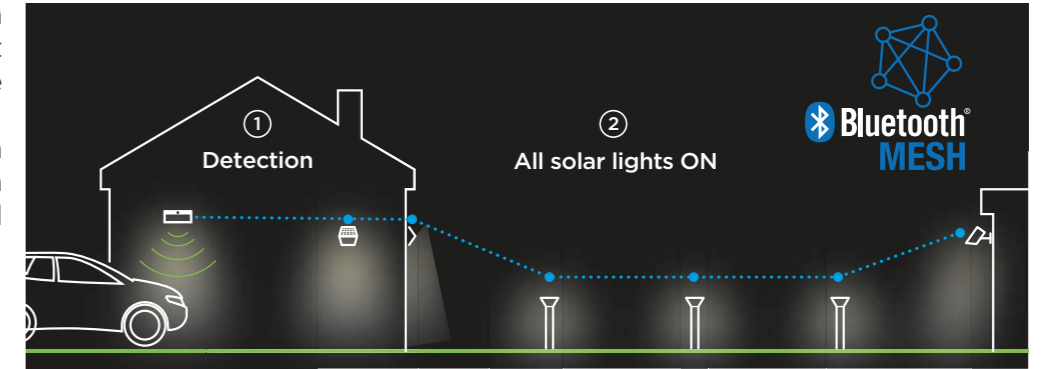
The led color feature available in either the bollard or spike, allows you to create your own personalised garden atmosphere, designing your outdoor space in style with colors or dedicated scenes.



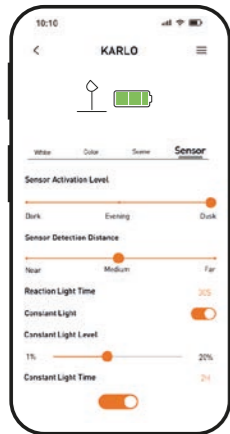
Create Groups For more convenience

From first detection at your driveway or path create a group which allows all lights to illuminate

Create a group with the Solar connect light through the App. Thanks to Bluetooth MESH the lights can be easily linked and work simultaneously.



High tech Low energy

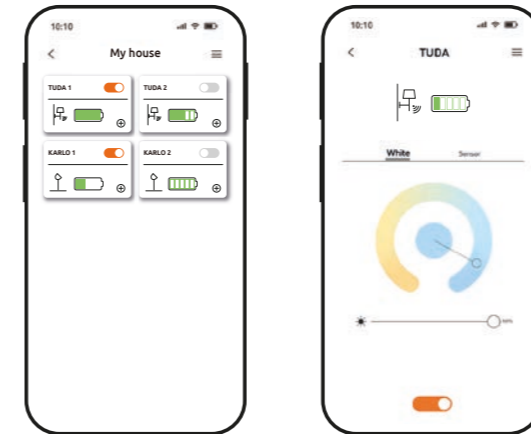


Within the application you can select OFF-AUTO-ON mode. Selecting AUTO mode activates the movement sensor, which enables the light to come on only when someone is passing and increases battery life from a single charge.

From the sensor menu you can :



- Activate the detection from near to the sensor to further away
- Set Twilight mode from dusk to dawn
- Choose light reaction time from 10 seconds to 3 minutes
- Constant light : Additional option to set your light output at 20% and also duration after detection from 2 to 8 hours.

Manage the battery life



This feature enables you to quickly check the battery level.

You can decide to increase or decrease the brightness or switch to AUTO mode or even Off, allowing full user control.



Visit our dedicated website which supports and inspires our consumers with their experience

www.lutec-connect.world



smart solar



NEW
TUDA
6935501330 / P93



NEW
TUDA
6935502330 / P95



NEW
FRAN
6941502330 / P97



NEW
FADI
6939501330 / P99



NEW
GINBO
6938405330 / P101



NEW
KARLO
6935802012 / P103





tuda

integrated panel

TUDA LED outdoor wall light is a highly efficient light source. It provides light 365 days a year because it is equipped with a highly efficient solar panel and a powerful rechargeable battery. This allows a completely powerless installation. The integrated sensor ensures that the light is automatically switched on when the PIR sensor detects an approaching person. Available with one or three adjustable heads.



2W
monocrystalline




Matt Black

6935501330

CLASS III
IP44
LED 8.5W
2*2200mAh 3.7V Li-ion battery
1000 Lumen
Synthetics

Battery
Item nr:9759804000



* Dimming*

Adjustable whites

2700 K 6500 K

* Instant full light

* Dimmable via the app and voice control





* **Dimming*** 



Instant full light
* Dimmable via the app and voice control



tuda

integrated panel

TUDA LED outdoor wall light is a highly efficient light source. It provides light 365 days a year because it is equipped with a highly efficient solar panel and a powerful rechargeable battery. This allows a completely powerless installation. The integrated sensor ensures that the light is automatically switched on when the PIR sensor detects an approaching person. Available with one or three adjustable heads.




2W
monocrystalline

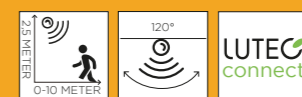
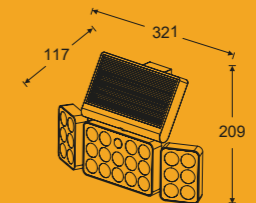


Matt Black

6935502330

CLASS III
IP44
LED 13W
2*2200mAh 3.7V Li-ion battery
1500 Lumen
Synthetics

 Battery
Item nr:9759804000





Fran

integrated panel

FRAN is a cordless, solar wall light in a modern and minimalist design. It is charged by sunlight during the day, and turns on automatically when detecting motion. The light is perfect for illuminating your main entrance, driveway or other areas with a lot of traffic. Easy installation with no cables needed. Thanks to the connected module you can light your outdoor space completely to your personal taste via the free app.



1.5W
monocrystalline

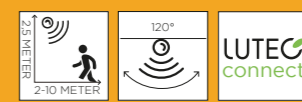
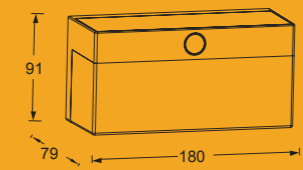



Matt Black

6941502330


CLASS III
IP44
LED 9.7W
2200mAh 3.7V Li-ion battery
800 Lumen
Synthetics

Battery
Item nr:9759804000



* **Dimming*** 

Adjustable whites

2700 K  6500 K

* **Instant full light**
* Dimmable via the app and voice control





Fadi

integrated panel

Solar connected wall light FADI has a sleek and modern look. The wall lamp has a convenient sensor which will automatically turn on when it gets dark. Can be used as fence lighting or facade lighting. Thanks to the connected module you can light your outdoor space completely to your personal taste via the free app. During the day the lamp will charge itself by means of the solar panel, so that in the evening and at night you can enjoy the cozy warm white light in your garden.



1.5W
monocrystalline

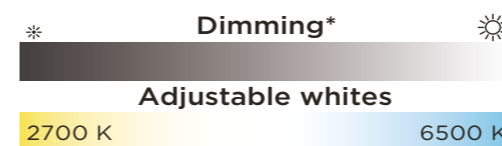
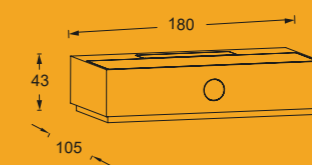
Matt Black

6939501330

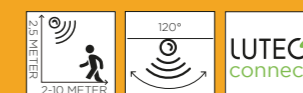
CLASS III
IP54
LED 5W
2200mAh 3.7V Li-ion battery
800 Lumen
Synthetics

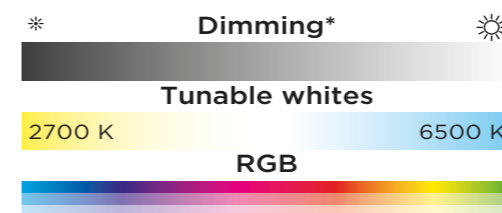


Battery
Item nr:9759804000



☼ **Instant full light**
* Dimmable via the app and voice control





* **Instant full light**
 * Dimmable via the app, remote control or voice control

ginbo

wall & spike

The GINBO Solar lamp is good for the environment. This lamp works on solar energy! In addition, it has a modern look and fit every garden or balcony. Furthermore, it also gives exactly the light you want. Thanks to the free app you can adjust color and intensity and even save scenes.

From the comfort of your own home!



0.8W
monocrystalline



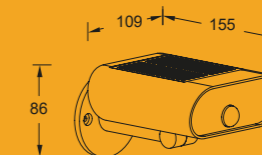
Matt Black

6938405330

CLASS III
 IP44
 LED 7W
 2200mAh 3.7V Li-ion battery
 500 Lumen
 Synthetics



Battery
 Item nr:9759804000





karlo

bollard & spike

The modern garden pathway light KARLO is a beautiful solar lamp that can be used wirelessly anywhere outdoors. The garden path light gets its energy from the solar panel at the head of the fixture. The integrated LEDs shine and reliably illuminate the path. Thanks to the integrated motion detector, light is always available when a person approaches the luminaire. In this way, dark paths from the garage to the house can be illuminated effectively and safely.

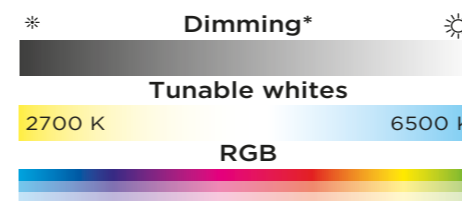



Matt Black

6935802012

CLASS III
IP44
LED 6.8W
2200mAh 3.7V Li-ion battery
500 Lumen
Synthetics

Battery
Item nr:9759804000



* **Instant full light**
* Dimmable via the app, remote control or voice control



security




when a light
meets
a camera
light means
security

LUTEC SECURITY



LUTEC outdoor camera light everything is under control



- ✔ Powered for lighting
- ✔ High definition camera
- ✔ Adjustable motion Sensor
- ✔ See, talk and dialogue

- ✔ Easy to install, connect and control
- ✔ Create groups with other lights
- ✔ Voice control ready
- ✔ Recieve notifications

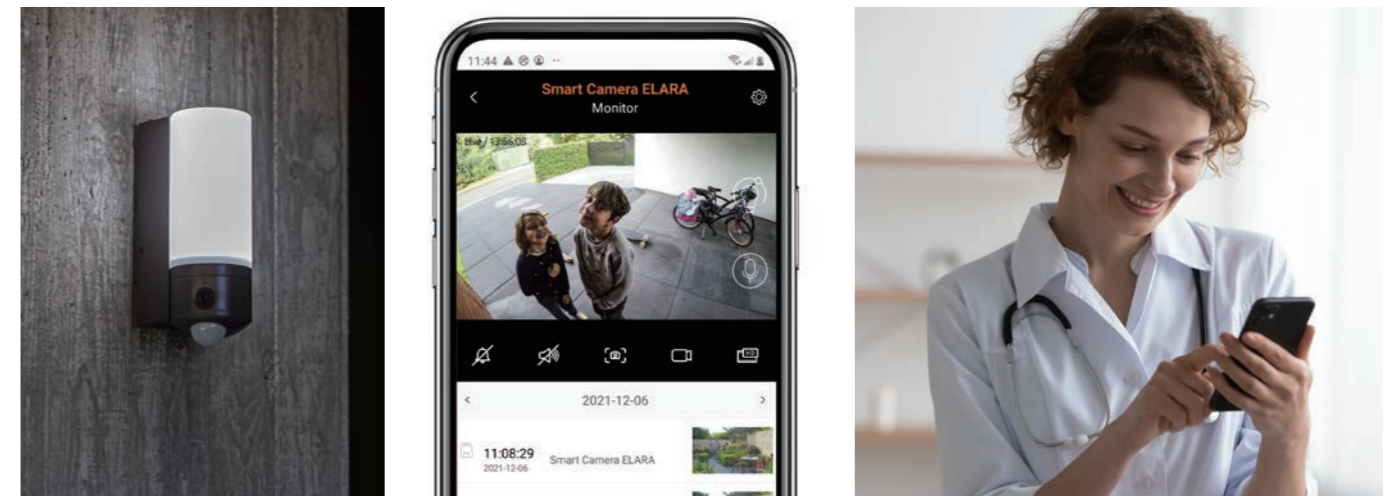


Recieve an alert when someone approaches your home



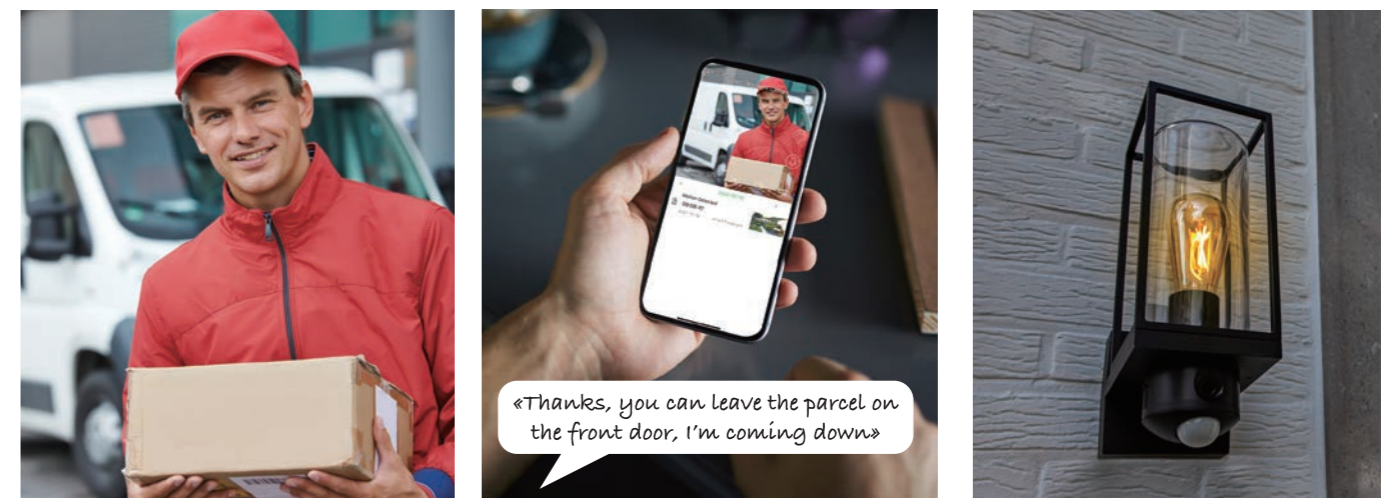
Get live notifications via your smartphone when someone approaches your door

Keep an eye on your house anytime, anywhere



Enable you to take a picture or record a video from wherever you are.


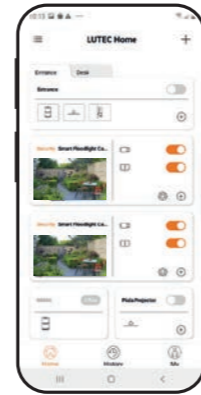
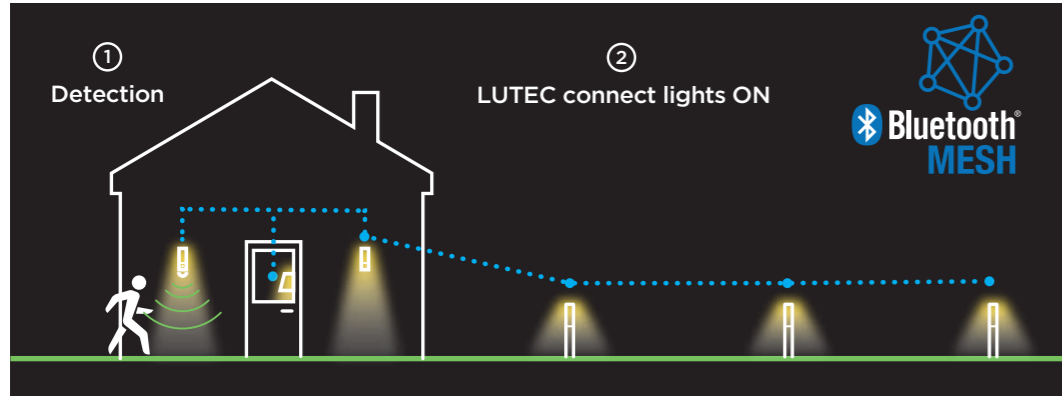
Listen and talk live with your visitors




Talk with your delivery person, you will never miss your expected parcel

Thanks to Bluetooth MESH

- Quick and easy to find the device and start the configuration process immediately
- Actively send feedback of a problem during the network configuration
- Create groups with your camera light and trigger other LUTEC connect lights on



Thanks to WiFi



Be notified and exchange with people away from home.


Keep in touch with home, images are accessible 24 hours a day from your smartphone, including

Voice control ready
Works with LUTEC access box sold separately.



Powered For lighting

- Switch your lights on or off
- Dim your lights
- Change the color temperature



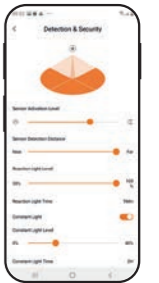
Camera high definition

- High-definition video recording at night
- H265-video file size is halved
- Video playback and transmission speed are doubled
- Alert sensitivity: High, Medium, Low




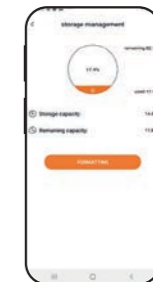
Adjustable motion Sensor

- Detection reach from near to far distance
- Twilight settings from dark to dusk
- Light time reaction from 10 seconds till 3 minutes
- Constant light: Set your light output at 20% during all night



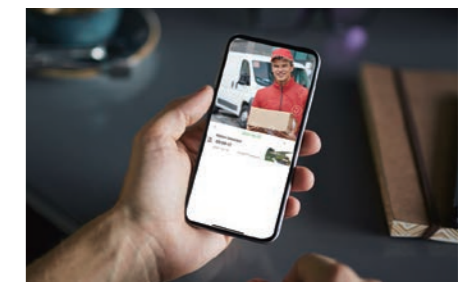
Secure storage

- SD card Already installed in the product
- Ready to use
- Storage capacity 16 GB



See, talk and dialogue

Listen and speak to visitors from wherever you are.
Trigger the siren straight from your app when there is an intruder.
Start continuous recording to get view of the whole event



Visit our dedicated website which supports and inspires our consumers with their experience



www.lutec-connect.world

connected camera



NEW
FLAIR
5288811012 / P113



NEW
CUBA
5193812118 / P115



NEW
POLLUX
5196004118 / P117



NEW
ELARA
5267106001 / P119



NEW
ELARA
5267106118 / P119



NEW
DRACO
7622220012 / P121



NEW
LIBRA
7632406053 / P123

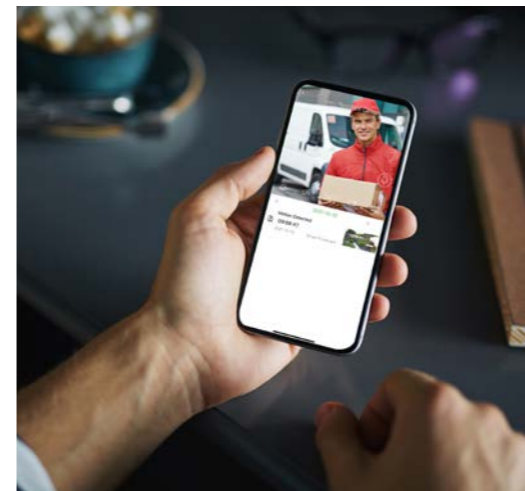


Flood



NEW
ARTICA
7635605331 / P125





Flair

wall

Member of the FLAIR traditional lantern series, this smart security camera light will keep an eye on your home. Features an integrated camera, speaker, micro and motion sensor all controllable in one App. Suitable for LED filament bulbs, not included.

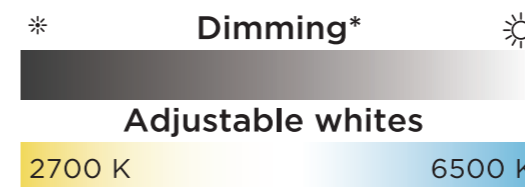
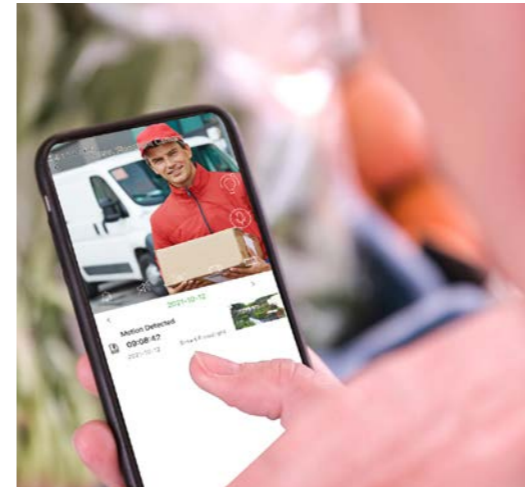


Matt Black

5288811012

CLASS I
IP44
E27 Max.40W
Die Cast Aluminium





* Instant full light
* Dimmable via the app and voice control

cuba

wall

Extension of the design award winning CUBA series, this smart security camera light will keep an eye on your home. Features an integrated camera, speaker, micro and motion sensor all controllable in one App. Multiple orientation possibilities of the light-head, camera and motion sensor.




Dark Grey **5193812118**


CLASS I
IP44
LED 17.3W
1000 Lumen
Die Cast Aluminium





* **Dimming*** 

Adjustable whites

2700 K  6500 K

* **Instant full light**
 * Dimmable via the app and voice control

pollux

wall

Compact and elegant aluminium wall light. The tubular design makes a good fit at your front or back door. Features an integrated camera, speaker, micro and motion sensor all controllable in one App.



Dark Grey **5196004118**

CLASS I
 IP44
 LED 18.8W
 1200 Lumen
 Die Cast Aluminium





elara

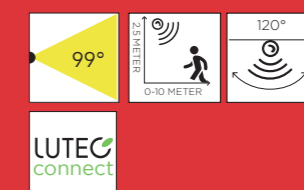
wall

Tubular stainless steel wall light with a familiar design for entry-door application. This lamp has a perfect finish and appropriate combination of the used materials. The integrated LED connected module will give you all the freedom to control your light on your smart devices. Camera, Speaker, Microphone & PIR motion sensor are fully integrated in the fixture. Also available in dark grey.



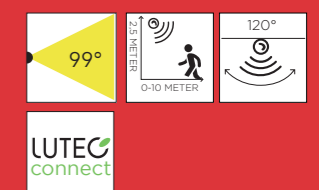
S/S **5267106001** Dark Grey **5267106118**

CLASS II
IP44
LED 17.5W
1300 Lumen
Stainless Steel

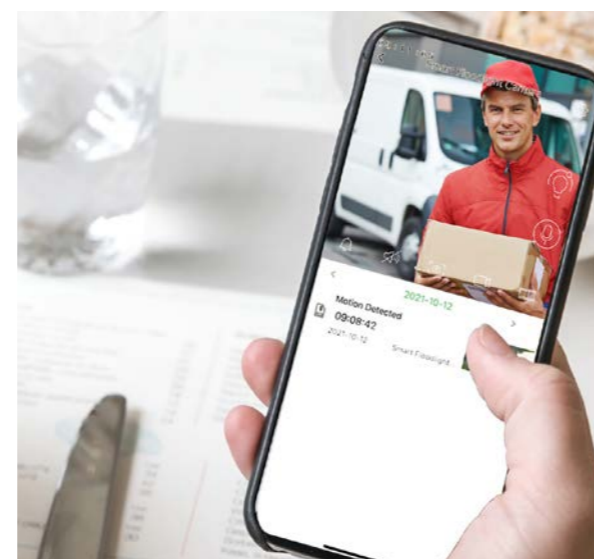


LUTEC connect

CLASS II
IP44
LED 17.5W
1300 Lumen
Die Cast Aluminium



LUTEC connect



* **Dimming*** 



Adjustable whites

2700 K 6500 K

* **Instant full light**

* Dimmable via the app and voice control





draco

wall

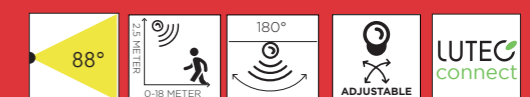
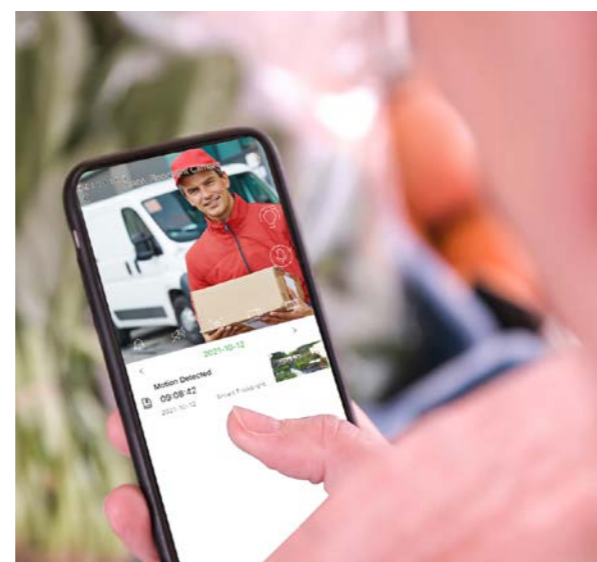
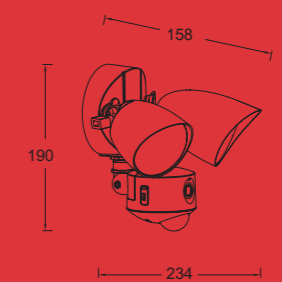
Double head projector with integrated connected LED module & multiple orientation possibilities. It gives you full flexibility to cover the desired area. Comes with light, audio, video and detection all controllable in one App.

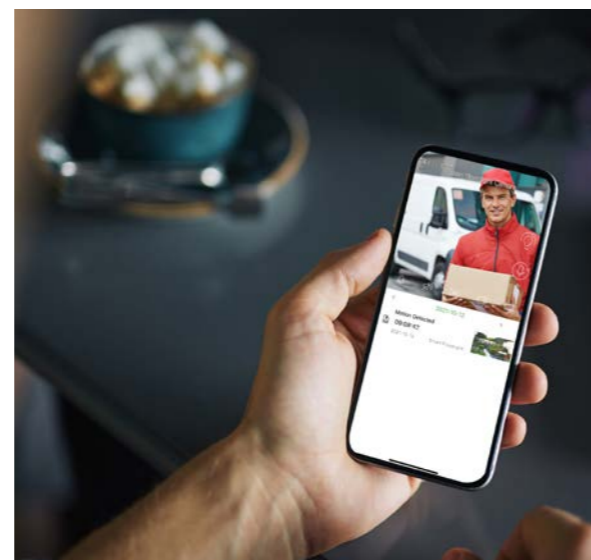


Matt Black

7622220012

CLASS I
IP44
LED 19W
1200 Lumen
Die Cast Aluminium





* **Dimming*** 



Adjustable whites

2700 K  6500 K

* **Instant full light**

* Dimmable via the app and voice control



libra

wall & ceiling

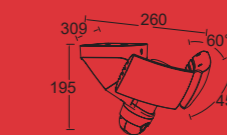
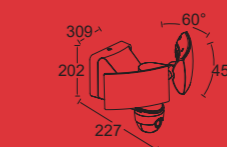
Double head projector in the LUTEC connected camera range. The two "wings" feature a diffusor surface without edges, resulting in a perfectly homogeneous light beam. The automatic plug-in connection allows a simple & easy installation. The multiple orientation possibilities will give you full flexibility to cover the desired area.

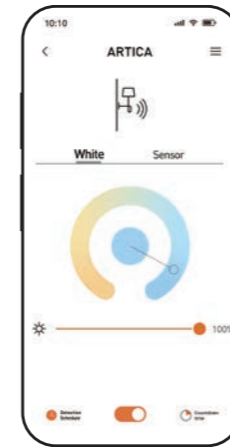


White

7632406053

CLASS I
IP44
LED 36W
3400 Lumen
Synthetics





* **Dimming*** 



Adjustable whites

2700 K

6500 K

* **Instant full light**

* Dimmable via the app and voice control



artica

wall

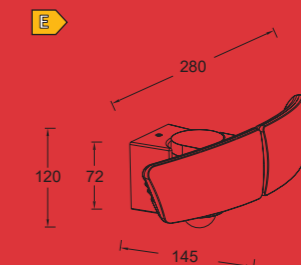
Modern sensor 2 heads floodlight with high-quality design, ideal for illuminating large areas around buildings thanks to its high light output. An IR sensor with 180° registration angle and a range of up to 18m are fully integrated. Pleasant and powerful light thanks to the high-quality LED panel. The integrated LED connected module will give you all the freedom to control your light on your smart devices.



White

7635605331

CLASS II
IP44
LED 14.5W
1200 Lumen
Synthetics





replace bulbs to
change your home

light source



A60 E27
8731001316/
8731002316/ P131



G100 E27
8731201316/ P131



GU10
8731601316/
8731602316/ P131



FILAMENT C E14
8712501312/ P133



FILAMENT A60 E27
8711001312/ P133



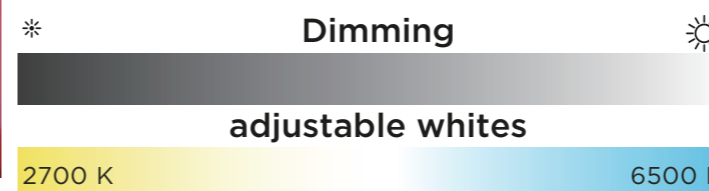


FILAMENT ST64 E27
8711101312/ P133



FILAMENT G95 E27
8711201312/ P133



FILAMENT G125 E27
8711301312/ P133



- Activity lights**
- Night
 - Reading
 - Relaxing
 - Party
 - Fire
 - Ocean
 - Forest
 - Romance

led bulb

light source

LED lamps from LUTEC provide brilliant light, have a long life and bring immediate energy savings. These ambiance lamps with 16 million colours and different shades of white offer everything you need to give your home a whole new look. Control the lights directly via the app, or connect with the acces box for access to all available smart lighting functions, such as personalising light scenes, setting timers and much more.



smart lighting technology



- 1 kit: 8731001316** ● WHITE
- 2 kits+remote: 8731002316** ● WHITE

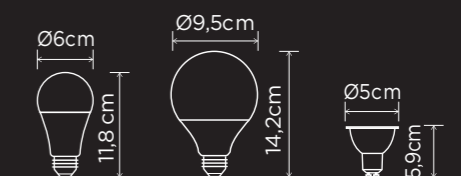
A60 E27
LED 9.2W - 750 LUMEN - Plastic G

8731201316 ● WHITE

G100 E27
LED 10.5W - 950 LUMEN - Plastic F

- 1 kit: 8731601316** ● WHITE
- 2 kits+remote: 8731602316** ● WHITE

GU10
LED 4.7W - 440 LUMEN - Plastic F

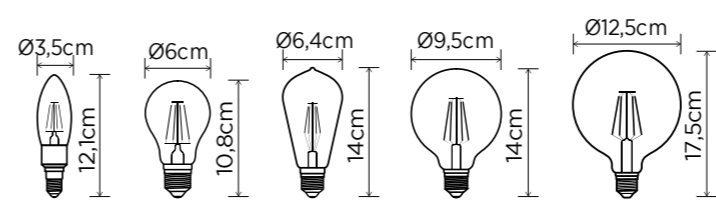
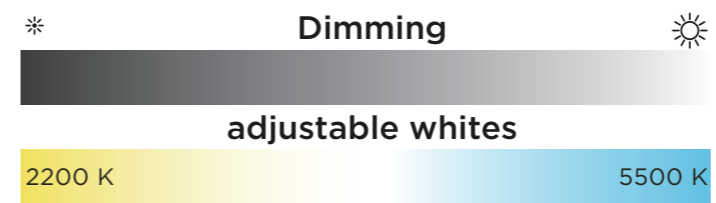




Filament

light source

This LUTEC Connect decorative LED lamp has a vintage design and an 'old-fashioned' filament. The lamp gives a pleasant, soft warm white glow that you can easily adjust with the app on your smartphone or tablet. You can further enhance the decorative effect by combining decorative LUTEC lamps in various designs at different heights. This bulb can bring a decorative ambience to a bright light effect and fit any activity like relaxing or working.



smart lighting technology



- 8712501312** ● AMBER
C E14
LED 4.2W - 470LUMEN - Glass ▶

- 8711001312** ● AMBER
A60 E27
LED 7.5W - 835 LUMEN - Glass ▶

- 8711101312** ● AMBER
ST64 E27
LED 7.5W - 835 LUMEN - Glass ▶

- 8711201312** ● AMBER
G95 E27
LED 7.5W - 835 LUMEN - Glass ▶

- 8711301312** ● AMBER
G125 E27
LED 7.5W - 835 LUMEN - Glass ▶

control
at the tip of
your fingers



LUTEC connect



REMOTE CONTROL
9702315361/ P139



ACCESS BOX
9704401361/ P140



SMART SWITCH
9706201361/ P141



DAWNY
9760002330/ P143



Point & Play
in the room
Infra Red individual control

ON/OFF
adjustable White
Dimming
Colors
Scenes

Night Light
Work light
Party
Fire
Forest
Ocean
Romantic

LUTEC connect

Control every light
Inside or outside the house
Bluetooth Group control

You can add as many smart lighting devices as you want to one of the 3 groups (A-B-C).

I/O push button switches on-off all the lights of the same group.

LUTEC connect

remote

accessories

A 2-in-1 remote control that allows you to switch the power off from the top half by pointing to change the intensity of the light, the color changing temperature. and access the colors or even multiple varied scenes. From its lower part, you can turn a group of lamps on or off from anywhere in the house.



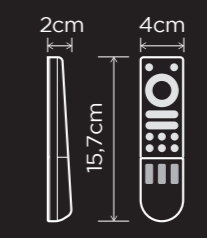
smart lighting technology



9702315361

● **WHITE**

Infra Red individual control
Plastic




expand the experience

Add the WiFi LUTEC Connect Access Box to the Bluetooth mesh eco-system. Allows the connection of the Bluetooth mesh ecosystem with your Wifi router at home.

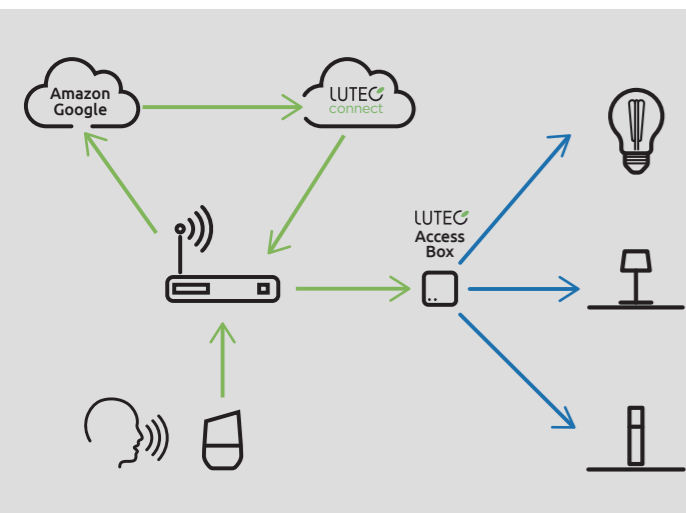

The complete LUTEC Connect lighting portfolio is Voice Control Compatible



Hey Google, turn on the light!



Alexa, change the light in blue!



Via Cloud access you can control all the devices in your LUTEC Connect lighting network from anywhere out of home.

access box

accessories

Small in size, it can be easily installed. Even if this accessory is not essential for the proper functioning of the complete system, it is however necessary to access certain functionalities such as voice control but also the programming of one or more lamps over time or according to a particular condition such as the weather.



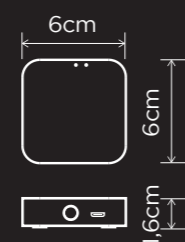
smart lighting technology



9704401361

● WHITE

gateway
Plastic



accessories

Very ingenious, this accessory can be easily attached thanks to its 3M self-adhesive system. No need to connect to the electrical network, it allows you to switch on and off with a single click or to vary the intensity and temperature of the lamps in a room or in a zone defined in the application. 3 zones are possible A, B, C allowing a wide coverage, for example the lamps of the room where the switch is installed, the exterior lighting or a complete zone such as a ground or a complete floor.



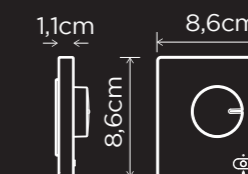
smart lighting technology



9706201361

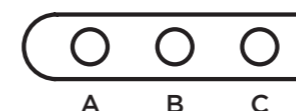
● WHITE

Smart switch
Plastic



- Long press for 10s to reset
- Click to turn the light on/off
- Double click to switch mode
- Rotate to change the brightness
- Press and rotate to change the color temperature

Function Buttons A/B/C



1. Long press to add the device to the group
2. Short press to activate and control group devices
3. Double click to delete the device after restarted



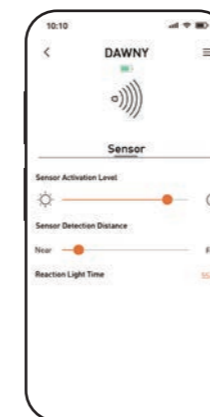
Easy & fast pairing with LUTEC
connect app



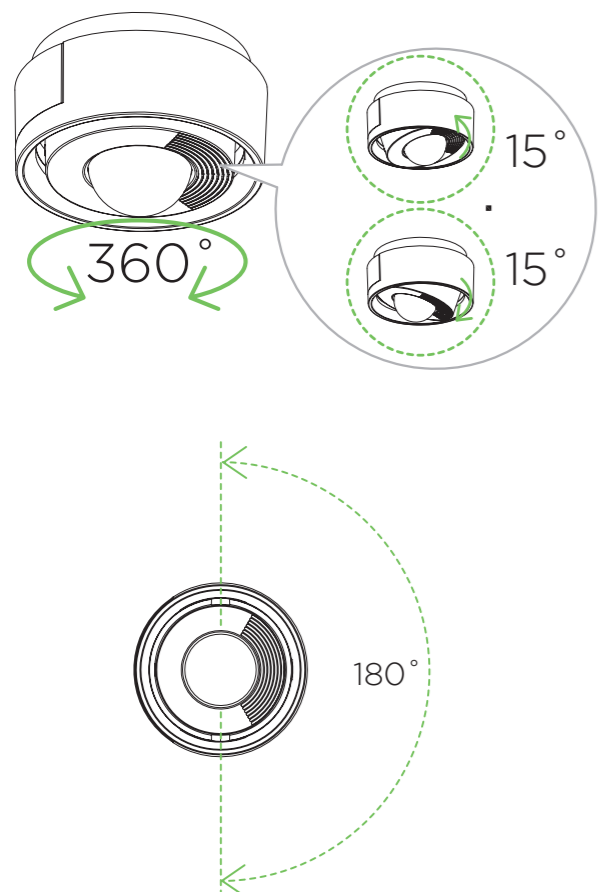
Install the LUTEC access box,
essential to make this motion
sensor linkable to any other
LUTEC **connect** light.



Adjust in the LUTEC
connect app,
Time, Twilight and Distance
settings



Create a group and combine
your LUTEC **connect** luminaires
with DAWNY.



dawny

accessories

Automatically control your outdoor
lights with DAWNY outdoor & indoor
motion sensor. Place the wireless, battery -
powered detector anywhere and trigger your
lights at any movement .
Versatile mounting options: Ceiling, Wall and
Corner.



smart lighting technology



9760002330

○ **BLACK**

CLASS III
IP44
2 x 1.5 V 1300mAh NiMH AA battery
Sensor
Plastic



First steps

Download the App

1 Search and download the APP



or scan directly this QR code



2 Login-Register



- 1 Press **Register** to start a new one
- 2 Enter your email address, set a new password, press **Get Code**
- 3 Enter the code you received, and then press **Next**

3 Login-With Existing Account



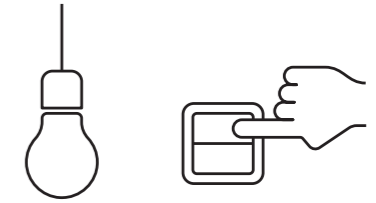
- 1 Press **Log in**
- 2 Enter your email address, and password, press **Log in**

Not connected is my choice *

If you want to use the light without app, please refer to this guide.

1 Regular Light

After pulsing for **30 seconds**, switch off the lamp. The next time you switch it on, pairing mode (flickering) is cancelled. Back to pairing mode - 5 switch on/off



2 Battery Light

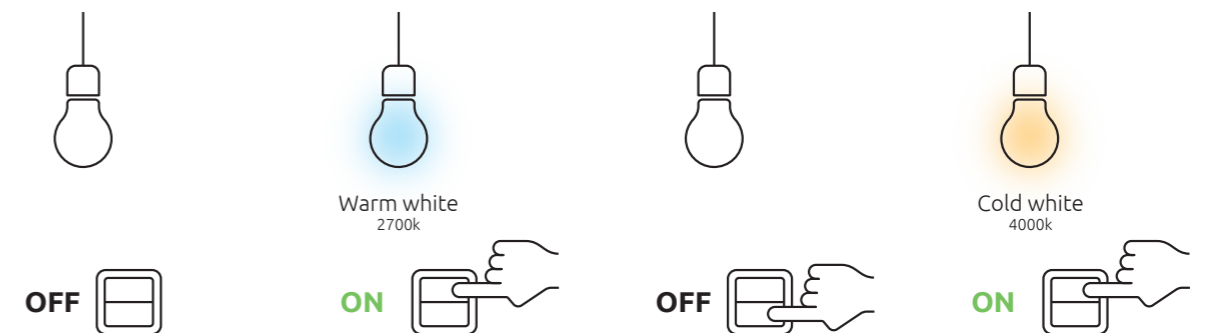
After pulsing for **10 seconds**, press the button, pairing mode (flickering) is cancelled. Back to pairing mode-press the button for 10s



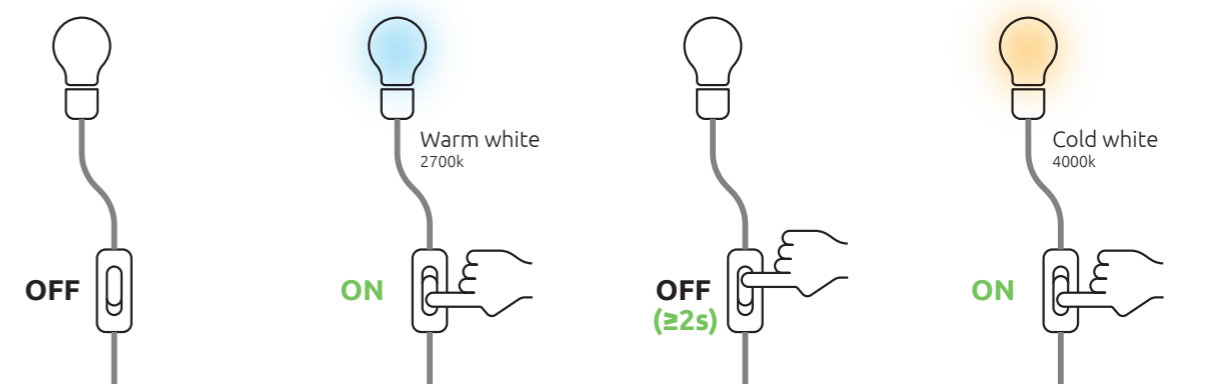
Already smart with your switch : 2 in 1 *

Already pre-set in all the light you can switch from a warm white colour temperature to a cold white with 2 clicks with any kind of switch. This allows to change easily your light ambiance depending your mood or your activity.

Wire Switch Light



Regular Light



* Not supported by Solar and security category

Pairing



First step

1 Make sure your Bluetooth is activated on your phone  

2 Plug on or install the light

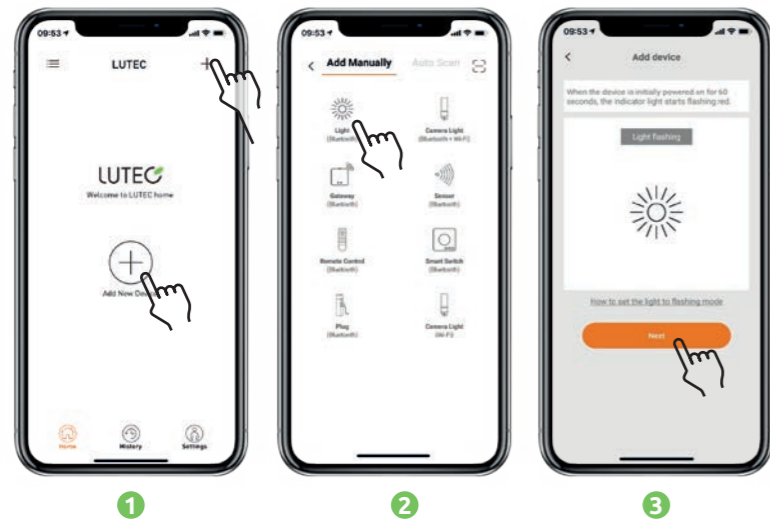


2 Click on your application



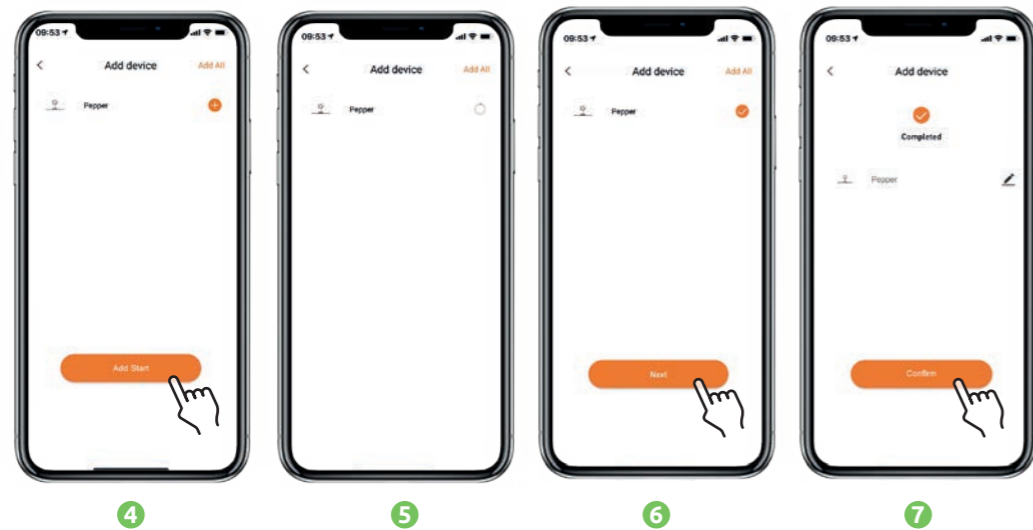
Your light is on - let's go

Lighting-Configuration



- 1 Press **Add New Device** or "+" to enter the configuration interface
- 2 Press **Lighting** (Bluetooth)
- 3 Make sure the light has already been flashing, press **Next**

Notice: Please allow access to Bluetooth on your phone



- 4 Start searching device, find the device
- 5 Press **Add** Start when it shows up
- 6 Waiting for the configuration, and then press **Next**
- 7 Press **Confirm**

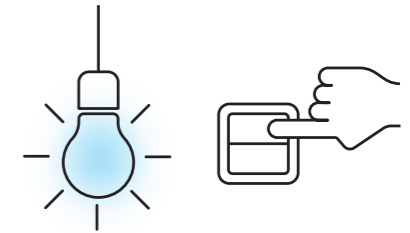
You don't find your light or device

How to make sure the light has already been flashing




Regular Light

- 1 - Power OFF your lights
- 2 - Power cycle them 5 times **ON/OFF-ON/OFF-ON/OFF-ON/OFF-ON** : every time stay off for more than 2s)
- 3 - Your light should be flashing in cool white




Wire Switch Light

- 1 - Power OFF your lights
- 2 - Power cycle them 5 times **ON/OFF-ON/OFF-ON/OFF-ON/OFF-ON** : every time stay off for more than 2s)
- 3 - Your light should be flashing in cool white



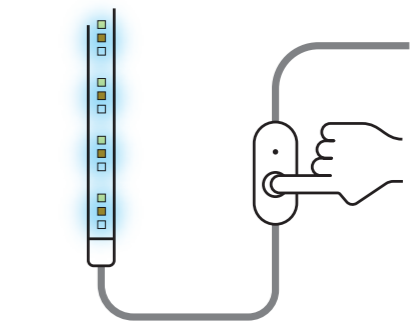
Battery Light

- 1 - Power ON your light
- 2 - Press ON/OFF button for 10s
- 3 - Your light should be flashing in cool white



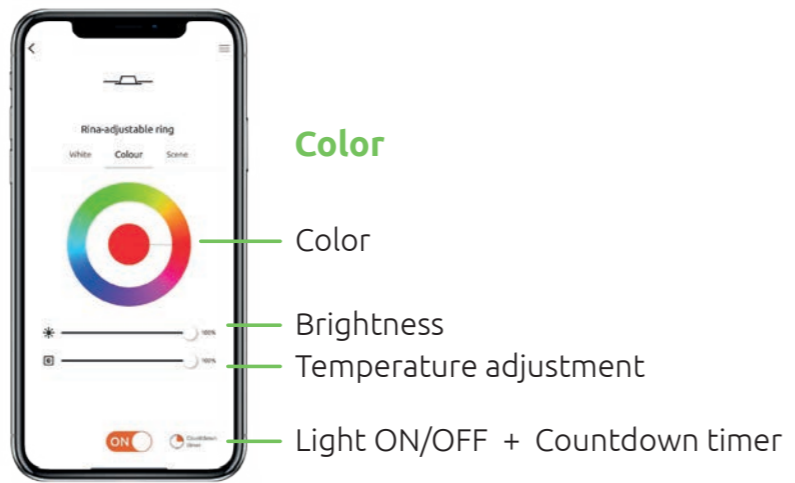
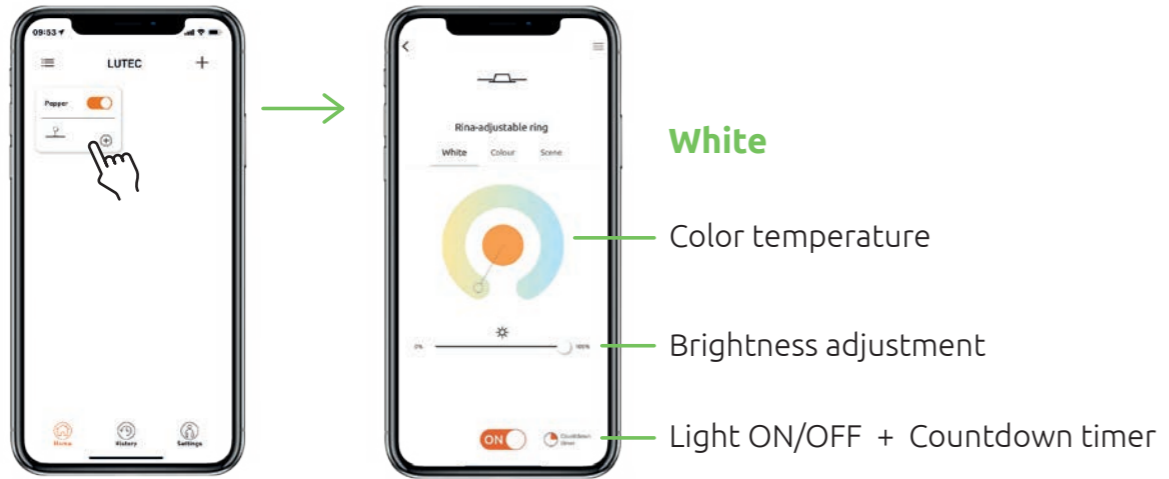
Strip Light

- 1 - Power ON your light
- 2 - Press ON/OFF button for 10s
- 3 - Your light should be flashing in cool white



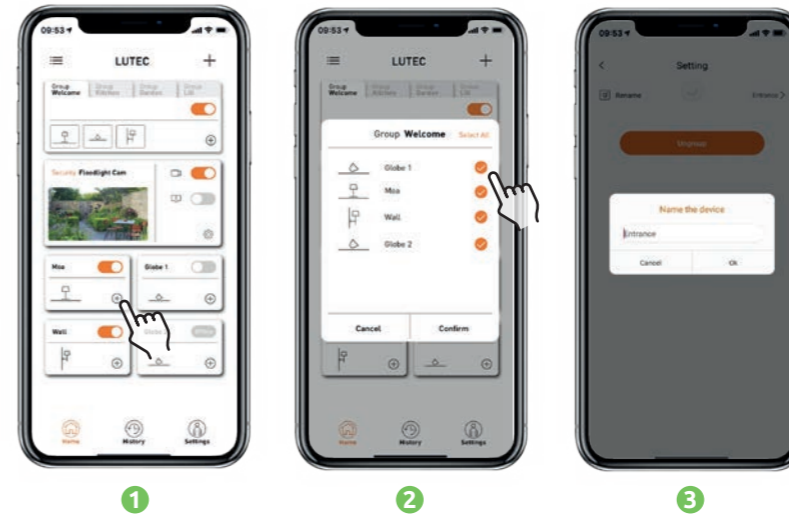
Lighting control - Main Interface

3 main settings / 3 different-screen : **White** - **Color** - **Scene**



How to group the devices?

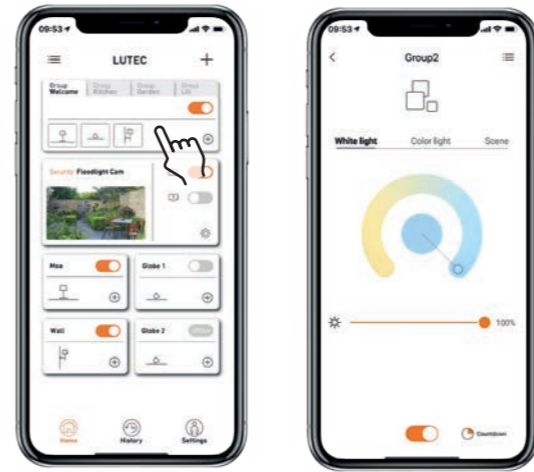
Press + button to add different devices into one group



- 1 Press on "+" from any product or existing group
- 2 Select the device(s) you want to add
- 3 Enter the group name, press **Ok**

Control groups

Press the group on Home Interface, you can access the group control interface.



As a single light control interface. Multiple devices can be controlled at the same time, such as change color temperature, color, brightness and scene.

Find much more information on our dedicated website

www.lutec-connect.world



LUTEC connect



indoor & outdoor connected light

LUTEC SOLAR

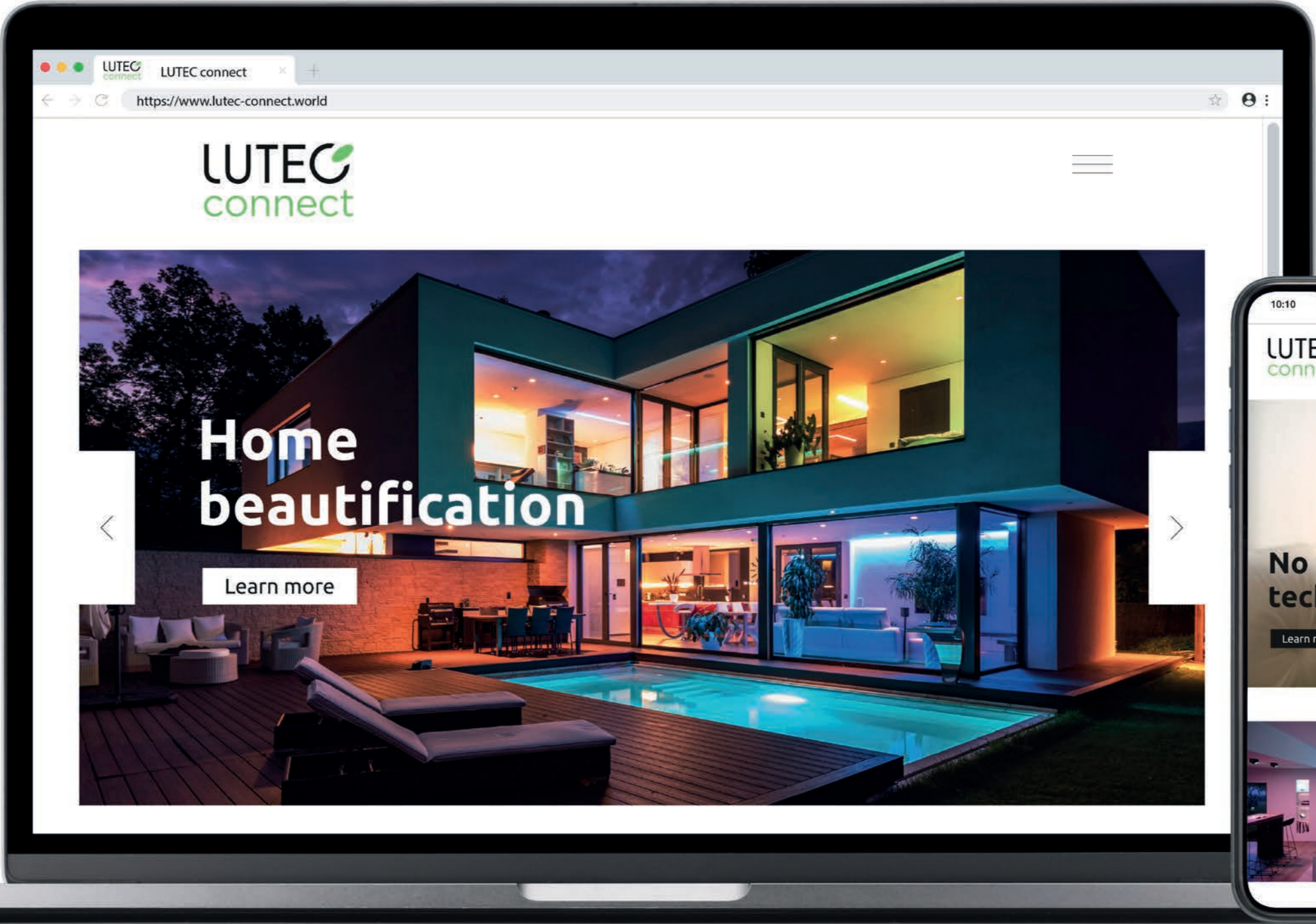


solar connected light

LUTEC SECURITY



security camera light



Index : as per NEW ITEM NO.

NEW ITEM	NAME	PAGE	NEW ITEM	NAME	PAGE
5000501118	DROPA	75	8304801446	STAG	59
5010901118	DROPSI	73	8402801446	VIRTUO	39
5189120118	GEMINI	81	8402802446	VIRTUO	39
5193004118	QUBO	77	8402901012	CEPA	41
5193810118	CUBA	71	8402901446	CEPA	41
5193812118	CUBA	115	8402902012	CEPA	41
5196004118	POLLUX	117	8402902446	CEPA	41
5267106001	ELARA	119	8403001012	PANTER	43
5267106118	ELARA	119	8403901012	TETRA	45
5288811012	FLAIR	113	8403901446	TETRA	45
5288909118	KIRA	79	8500102331	PEPPER	67
6501702330	CARDI	29	8500401012	GLOBE	23
6602903424	MINI LETO	69	8500403012	GLOBE	25
6935501330	TUDA	93	8501701012	MOA	21
6935502330	TUDA	95	8501701446	MOA	21
6935802012	KARLO	103	8501801361	PIALA	19
6938405330	GINBO	101	8505401012	KLIPA	37
6939501330	FADI	99	8505401446	KLIPA	37
6941502330	FRAN	97	8505501361	DOMIO	27
7193003118	QUBO	77	8505601012	BARDO	31
7200501118	DROPA	75	8506201331	NOMA	65
7202201012	MAINS	83	8506204331	NOMA	65
7288906118	KIRA	79	8600501012	STANOS	57
7622220012	DRACO	121	8600501446	STANOS	57
7632406053	LIBRA	123	8600502012	STANOS	57
7635605331	ARTICA	125	8600502446	STANOS	57
8101006331	LINEA	35	8600504012	STANOS	57
8200801446	WANDIE	33	8600504446	STANOS	57
8304101446	ETNA	55	8711001312	FILAMENT A60 E27	133
8304201446	OPTIMA	51	8711101312	FILAMENT ST64 E27	133
8304201448	OPTIMA	51	8711201312	FILAMENT G95 E27	133
8304301012	RINA	53	8711301312	FILAMENT G125 E27	133
8304301446	RINA	53	8712501312	FILAMENT C E14	133
8304601446	SCOP	47	8731001316	A60 E27	131
8304601448	SCOP	47	8731002316	A60 E27	131
8304602446	SCOP	47	8731201316	G100 E27	131
8304602448	SCOP	47	8731601316	GU10	131
8304701012	ALTUM	49	8731602316	GU10	131
8304701446	ALTUM	49	9702315361	REMOTE CONTROL	139
8304702012	ALTUM	49	9704401361	ACCESS BOX	140
8304702446	ALTUM	49	9706201361	SMART SWITCH	141
8304801012	STAG	59	9760002330	DAWNY	143

Index : as per SERIES NAME

NEW ITEM	NAME	PAGE	NEW ITEM	NAME	PAGE
A60 E27	8731001316	131	KIRA	7288906118	79
A60 E27	8731002316	131	KLIPA	8505401012	37
ACCESS BOX	9704401361	140	KLIPA	8505401446	37
ALTUM	8304701012	49	LIBRA	7632406053	123
ALTUM	8304701446	49	LINEA	8101006331	35
ALTUM	8304702012	49	MAINS	7202201012	83
ALTUM	8304702446	49	MINI LETO	6602903424	69
ARTICA	7635605331	125	MOA	8501701012	21
BARDO	8505601012	31	MOA	8501701446	21
CARDI	6501702330	29	NOMA	8506201331	65
CEPA	8402901012	41	NOMA	8506204331	65
CEPA	8402901446	41	OPTIMA	8304201446	51
CEPA	8402902012	41	OPTIMA	8304201448	51
CEPA	8402902446	41	PANTER	8403001012	43
CUBA	5193810118	71	PEPPER	8500102331	67
CUBA	5193812118	115	PIALA	8501801361	19
DAWNY	9760002330	143	POLLUX	5196004118	117
DOMIO	8505501361	27	QUBO	5193004118	77
DRACO	7622220012	121	QUBO	7193003118	77
DROPA	5000501118	75	REMOTE CONTROL	9702315361	139
DROPA	7200501118	75	RINA	8304301012	53
DROPSI	5010901118	73	RINA	8304301446	53
ELARA	5267106001	119	SCOP	8304601446	47
ELARA	5267106118	119	SCOP	8304601448	47
ETNA	8304101446	55	SCOP	8304602446	47
FADI	6939501330	99	SCOP	8304602448	47
FILAMENT A60 E27	8711001312	133	SMART SWITCH	9706201361	141
FILAMENT C E14	8712501312	133	STAG	8304801012	59
FILAMENT G125 E27	8711301312	133	STAG	8304801446	59
FILAMENT G95 E27	8711201312	133	STANOS	8600501012	57
FILAMENT ST64 E27	8711101312	133	STANOS	8600501446	57
FLAIR	5288811012	113	STANOS	8600502012	57
FRAN	6941502330	97	STANOS	8600502446	57
G100 E27	8731201316	131	STANOS	8600504012	57
GEMINI	5189120118	81	STANOS	8600504446	57
GINBO	6938405330	101	TETRA	8403901012	45
GLOBE	8500401012	23	TETRA	8403901446	45
GLOBE	8500403012	25	TUDA	6935501330	93
GU10	8731601316	131	TUDA	6935502330	95
GU10	8731602316	131	VIRTUO	8402801446	39
KARLO	6935802012	103	VIRTUO	8402802446	39
KIRA	5288909118	79	WANDIE	8200801446	33