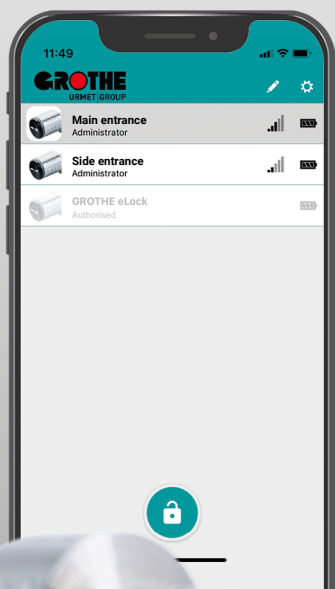


eLock

THE SMART LOCKING CYLINDER



Reliable
mechanics.
Smart
comfort.



GROTHE
URMET GROUP

Mechanical locking cylinder with electronic key

Safety
through reliable
mechanics

eLock

- Double knob cylinder with one-sided electronic authorisation
- Open and lock door manually from inside with turning knob
- Quickly installed - simply replace existing locking cylinder
- Higher security at the entrance, as the cylinder does not require any wiring, cloud or network

Comfort
through smart
technology


eLock

- Open door with eLock app or transponder
- Manage access authorisations with eLock App: simply add or delete users
- Manage multiple locking cylinders in one app
- Check the last 1000 events
- Automatic locking of the door after adjustable time

Turning knob inside
Manual operation

Cylinder

Turning knob outside
Manual operation
Electrical un-/locking



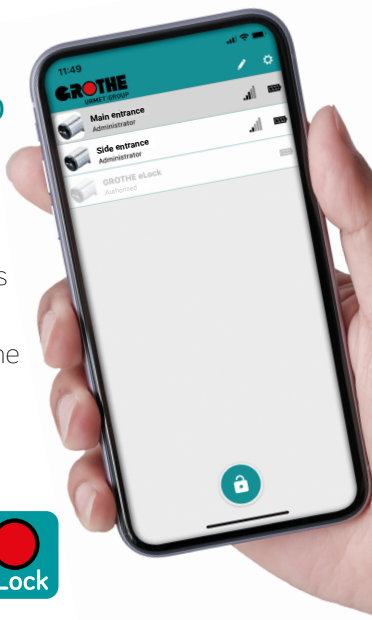
Programming via card

Administrators add new users with the help of the programming card.

To do this, simply hold the card in front of the eLock locking cylinder and then confirm with the new user's ID carrier. If a transponder is used as the ID carrier, hold it in front of the cylinder to confirm. Alternatively, tap the „Open door“ icon on the user's smartphone in the eLock app to confirm.

Administration in eLock App

As an administrator, access authorisations can be activated or blocked in seconds with the eLock app. Cylinder and App communicate via Bluetooth® wireless technology, a network is not required. Status information, e.g. about accesses or the energy level, can be called up at any time. Data security during the exchange of information between the cylinder and the app is ensured via the AES 128 encryption method.



Technical data



Management of up to 250 users and 25 doors

Data memory for up to 1,000 events can be accessed

Cylinder release time adjustable or continuous release

Standard lithium battery - (CR2) up to 20,000 uses

Cylinder width adjustable 030 / 030 to 050 / 050 (others on request)

Protection class IP67

For smartphones (Android® and iOS®) with Bluetooth® connection

MILLIMETER

70

65

60

55

50

45

40

35

30

0 mm

30

35

40

45

50

55

60

65

70



Measure the right size of the locking cylinder.

Hold the ruler horizontally in front of the existing cylinder. The tip points to the fixing screw of the cylinder. Use the ruler to read how wide the door is on the inside and on the outside of the cylinder (see user manual for more detailed description).

The eLock locking cylinder is available for door widths from 030/030 to 050/050.

Other sizes up to 090/090 are also available on request.

Grothe GmbH

Löhestraße 22, D-53773 Hennef

Fon: +49 (0)2242 8890-0

Fax: +49 (0)2242 8890-36

info@grothe.de, www.grothe.de

Service-Hotline

Fon: +49 (0)2242 8890-56

Fax: +49 (0)2242 8890-37

service@grothe.de, www.grothe.de

