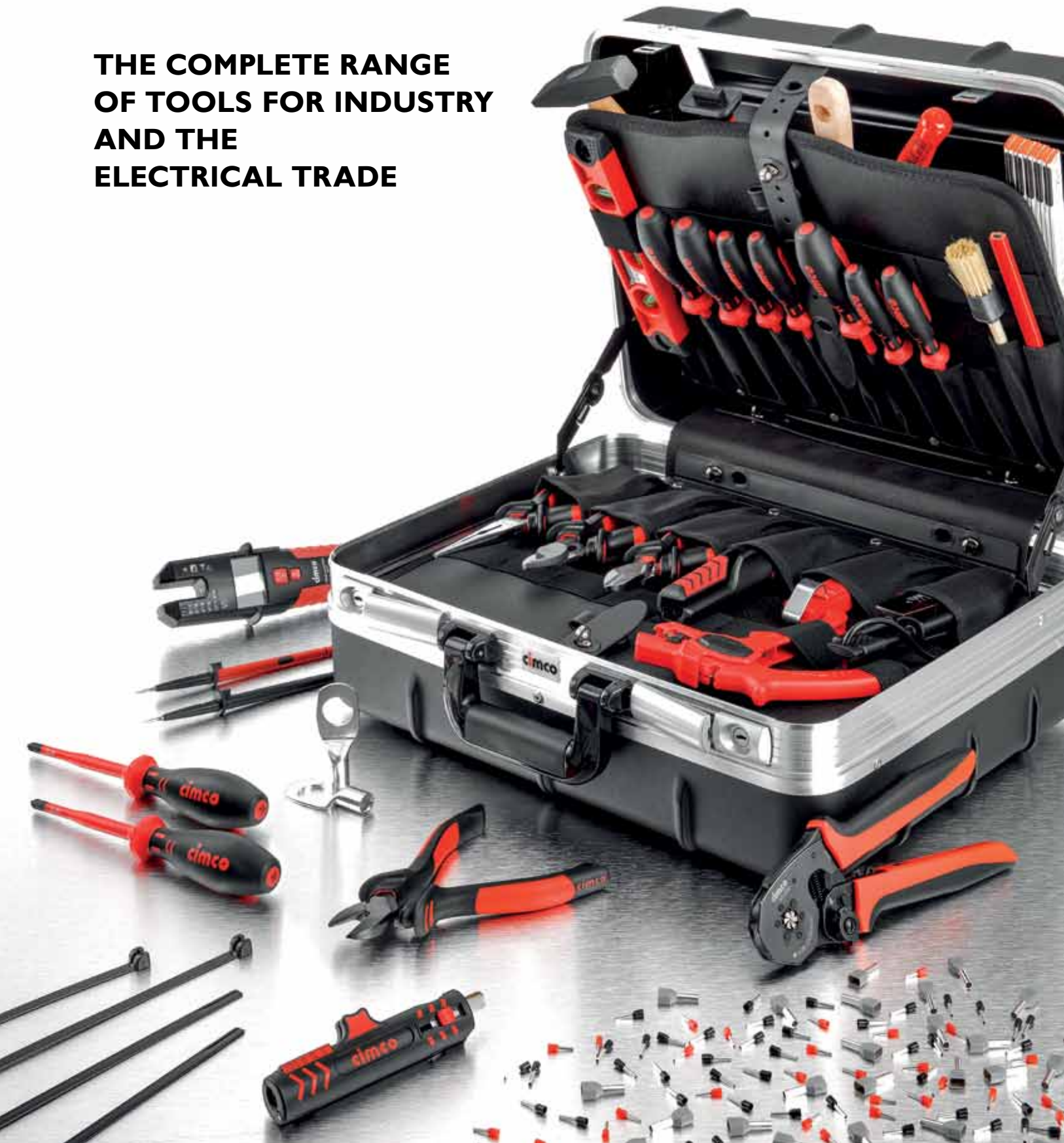


cimco

2022
2023

**THE COMPLETE RANGE
OF TOOLS FOR INDUSTRY
AND THE
ELECTRICAL TRADE**



1	Tool cases	8 – 47
2	Tool bags	48 – 61
3	Storage and transport systems	62 – 69
4	Pliers	70 – 81
5	Screwdrivers and precision screwdrivers	82 – 95
6	Screwing tools	96 – 111
7	Measuring and testing instruments	112 – 119
8	Cable spooling and cable pulling aids	120 – 135
9	Shears	136 – 143
10	Wire stripping tools	144 – 155
11	Saws, Pipe cutters	156 – 161
12	Drills, Hole saws, Diamond tools	162 – 185
13	Screw punchers, Plate punchers	186 – 201
14	Hammers, Chisels, Spatulas	202 – 207
15	Measuring tools	208 – 215
16	Insulated safety tools, Personal protective equipment (PPE)	216 – 253
17	Plumbing tools	254 – 259
18	Soldering equipment and accessories, Chemical products	260 – 269
19	Workshop and business equipment, Lights	270 – 279
20	Crimping tools	280 – 301
21	Solderless and insulated cable connectors, Wire end ferrules	302 – 337
22	Cable ties, Hook and loop tapes	338 – 349
23	Marking and Labelling	350 – 359
24	Screws	360 – 367
25	Adhesive tapes, Heat shrink tubes, Coupling sleeve technology, Grommets	368 – 383
26	Technical Appendix, Numerical list, Index, Sales	384 – 413

QUALITY SINCE 1827.

Since 1827, CIMCO has remained true to its company philosophy of marketing tools in tried and trusted quality which meet the most stringent customer requirements. Our quality concept "Made in Germany" defines the product range and can also be found in our service, logistics and sales. We place just as much value on the functionality of the tools as we do on the safety during the application. Particular focus is placed on the optimised production of insulated safety tools, which are all tested individually in a water bath according to applicable standards at a voltage of 10,000 volts. Using industrial robots, this fully automated process is just one of the numerous developments in recent decades, that we can look back on with pride.



MEMBERSHIPS AMONG OTHERS, CIMCO IS A MEMBER OF THE FOLLOWING ORGANISATIONS:



Zentralverband Elektro-
technik und Elektroindustrie
e. V., Frankfurt a. M.



Fachverband Elektro-
technische Handwerke
NRW, Dortmund



ISD Interseroh



Fachverband Werkzeug-
industrie e. V., Remscheid

TESTED SAFETY

A great number of electricians in trade and industry place their trust in quality tools from CIMCO every day. For this reason, safety tools play an important role in the company's own production. Internally developed production techniques are used here to manufacture special protective insulation.

AVAILABLE FOR YOU WORLDWIDE

CIMCO is represented internationally by affiliated companies or renowned commercial agencies (see last page). Foreign markets are supported with all means of modern merchandising that are tailor-made to the special features of the local country.

SOPHISTICATED QUALITY CONTROL

The safety of CIMCO tools can be relied on at all times. For example, all insulated tools are individually tested in a water bath at 10,000 volts according to the valid directives. CIMCO has completely automated this testing process by deploying an industrial robot, probably the only manufacturer to do so worldwide.

ONE-STOP-SHOPPING THANKS TO THE ENORMOUS PRODUCT RANGE

Do you know of a larger range of hand tools for the electrical industry? We don't! This catalogue offers electrical wholesalers everything from a single source, including all specialities, special sizes and latest products at a glance. It dispenses with the need for a large number of individual suppliers and helps to reduce your processing costs for purchasing, incoming goods, warehousing and accounting.

PERMANENT INNOVATIONS

Constant optimisation and expansion of our product range with useful innovations is a permanent feature of our company strategy. CIMCO is therefore always one step ahead of the changing demands of the market! Terms such as flexibility and mobility are increasingly important in trade and electrical engineering professions and demand corresponding implementation in the development of tools. That is why all CIMCO products are manufactured for a wide range of applications and can be adapted to many different situations.

Visit us on
Facebook and Instagram:



Better to be online?
Take a look on our product portal!







FOR CERTAIN CIMCO.

In various working environments you may be exposed to quite diverse health and safety hazards which may range from minor to potentially fatal.

For your own personal protection, you should always wear the appropriate equipment for the respective situation and use the right tools. Here, CIMCO tools with handles with two-colour plastic dip insulation provide optimum safety. If the red outer insulation layer is damaged, the orange layer underneath indicates that the protection against possible hazards is no longer 100% guaranteed. With the help of specially designed robots, CIMCO safety tools are tested for voltage resistance, to ensure consistent quality.

**OUR RANGE OF INSULATED SAFETY TOOLS
AND PERSONAL PROTECTIVE EQUIPMENT
CAN BE FOUND ON PAGE 216.**



TOOL CASES



Gigant-Tool case-Trolley PRO
CIMCO-item no. 17 0094

- 1
- 2
- 3
- 4
- 5
- 6
- 7
- 8
- 9
- 10
- 11
- 12
- 13
- 14
- 15
- 16
- 17
- 18
- 19
- 20
- 21
- 22
- 23
- 24
- 25
- 26

OVERVIEW OF CIMCO CASE TYPES

The tool and case assortments range from apprentice cases to different fitter cases and numerous electrician's cases. All case models are offered with a wide variety of equipment. Of course, you can also get each case without equipment in order to offer a new and professional storage possibility for the tools you may already have.

Special equipment with 1000 volt tools for working on live parts are offered by CIMCO as well as assemblies for data network technology.



CHAMPION
PAGE 11, 17 – 20



GIGANT
PAGE 12, 21 – 27



BOMBER
PAGE 13, 30 – 31



LEATHER
PAGE 13, 32



DIAMANT
PAGE 14 – 15, 33 – 35



METRO
PAGE 16, 28



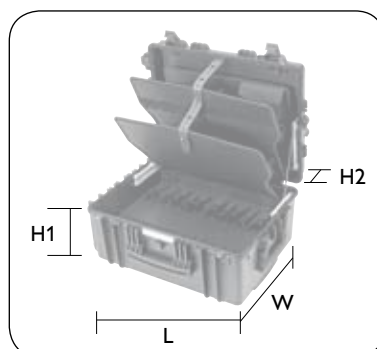

PERFEKT
PAGE 16, 38 – 39



KLASSIK
PAGE 16, 40 – 41



APPRENTICE CASE
PAGE 42 – 46



$H\# = H1 + H2$

Design	Weight	External dim L/W/H	Intl. dim L/W/H1/H2/H#	PU	CIMCO-item no.
--------	--------	--------------------	------------------------	----	----------------

EMPTY TOOL CASES

TOOL CASE CHAMPION

Pro hardshell case with outstanding cost effectiveness! Broad aluminium frame for high stability, case shells made of extremely impact and drop-resistant polypropylene, extra spacious bottom shell with various partitions for useful division into small boxes, 3 tool boards with numerous pockets of different sizes for storing all kinds of hand tools securely, 3 metal hinges with snap-in locking hold the case securely open without additional braces, comfort carrying handle with soft rubber insert, 2 robust lockable snap locks, nameplate.

- Case shell and base injected in one piece
- 3 tool boards with 33 pockets and 11 elastic stripes
- Large storage space
- Individual labelling option
- Handle with soft rubber insert
- Ribbed shell structure for improved contact



Case empty	5.200 g	478/410/219 mm	465/352/70/145/215 mm	1	17 0930
------------	---------	----------------	-----------------------	---	---------

TOOL CASE CHAMPION ROLLING CASE

Professional hardshell case (same as CIMCO-item no. 17 0930) with integrated roller system for high mobility and comfort. The extra wide rollers on the outer shell of the case prevent it tipping over.

- Telescopic system with 2 height settings
- 3 tool boards with 36 pockets and 12 elastic stripes
- Trolley function integrated out of the way in the case shell
- Free-running rollers with wide axle spacing for stable rolling



Case empty	6.850 g	478/410/253 mm	465/352/215/40/255 mm	1	17 0932
------------	---------	----------------	-----------------------	---	---------

Design	Weight	External dim L/W/H	Intl. dim L/W/H1/H2/H#	PU	CIMCO-item no.
--------	--------	--------------------	------------------------	----	----------------

GIGANT COMPACT TROLLEY TOOL CASE

The compact version of the Gigant series. As a small, handy trolley, the case is fitted with 3 tool boards, one with the convenient rack system and one with the pocket system. The Gigant Compact trolley tool case is fitted with all the advantages of the Gigant series (see details CIMCO-item no. 17 0094). Its special features are its limited weight and its compact size.



Case empty	6.970 g	550/350/225 mm	520/285/120/60/180 mm	1	17 0098
------------	---------	----------------	-----------------------	---	---------

GIGANT PRO TROLLEY TOOL CASE

Robust tool case for punishing everyday use, According to IP67, protected from dust and water, airtight, shock-proof, acid and pressure resistant, acid-resistant bolts in the hinge area. The rubber seal in the case shell protect the content of the case from external influences.

- 2 clamp locks on the sides as well as two on the front with the new 2-stage mechanism for easier opening
- 3 extremely wide and sturdy handles ensure for optimal carrying comfort. The trolley handle can be locked in the top and bottom position to make it easier to roll along.
- Equipped with 2 tool boards, both in the case lid and in the bottom shell; lower tool board in the bottom shell rests on partitions, second tool board is secured with 50 mm spacing from the bottom one, resting on four metal brackets.



Case empty	14.500 g	630/475/293 mm	538/405/180/60/240 mm	1	17 0094
------------	----------	----------------	-----------------------	---	---------

GIGANT S TOOL CASE

- According to IP67, protected from dust and water airtight, shock-proof, acid and pressure resistant
- Stackable, unbreakable and shock-proof
- Resistant to acids and temperatures of -33°C/+90°C
- Fitted with a document compartment, an ergonomic 2-component handle and folding locks for optional padlock
- Manual pressure relief valve
- An O-ring in the lid protects the content.



Case empty	6.500 g	478/412/214 mm	445/345/130/60/190 mm	1	17 0092
------------	---------	----------------	-----------------------	---	---------

GIGANT TROLLEY TOOL CASE, RED

This case is technically identical to CIMCO-item no. 17 0094, but does not have the lamella system. It was manufactured in red for use in the VDE or e-mobility sector.

NEW!



Case empty	14.500 g	630/475/293 mm	538/405/180/60/240 mm	1	17 0096
------------	----------	----------------	-----------------------	---	---------

Design	Weight	External dim L/W/H	Intl. dim L/W/H1/H2/H#	PU	CIMCO-item no.
--------	--------	--------------------	------------------------	----	----------------

TOOL CASE BOMBER

Double-walled hardshell case made of impact-resistant and shock-proof polyethylene plastic. Extremely durable, virtually indestructible. Resistant to high and low temperatures and also to many chemicals. With 2 tool boards, document compartment, adjustable partitions in bottom of case.

- 2 lockable clamp locks integrated flush into the case surfaces
- Piano hinge instead of hinges
- Handle with soft rubber insert
- Flattened edges as case shell protection
- Double pressure-blown case shells (without aluminium frame/very robust design)
- Removable tool boards, secured with swivel closure
- Strong separators for variable base division



Case empty	5.500 g	475/402/211 mm	422/327/100/85/185 mm	1	17 0076
------------	---------	----------------	-----------------------	---	---------

TOOL CASE BOMBER MEGA-WHEEL

Double-walled shells of impact-resistant and unbreakable polyethylene, highly temperature and chemical resistant, 80 mm deep bottom shell with separating small parts, spacious two-part document compartment, metal cover holder stable on both sides, 2 large rollers (ø 98 mm!) with ball bearings for more stability and robustness, 4 rubber bottom-sliders and appropriate recesses on the case cover make the case securely stackable. The telescopic handle is discretely integrated into the bottom shell and does not get in the way during normal case transport. The handle can be extended to an ergonomically comfortable 115 cm. Solid handle for a secure grip, 2 strong keylocks.

- Stable feet for secure standing
- Handle with soft rubber insert
- Extra large rolling wheels
- Rubberised tool bags
- Document compartment with additional pockets
- Strong telescopic pullout, integrated within the case shell



Case empty	8.000 g	548/448/247 mm	453/345/110/75/185 mm	1	17 0074
------------	---------	----------------	-----------------------	---	---------

TOOL CASE LEATHER

With galvanised, riveted sheet metal bottom trough; foldable front and back wall, bottom, lid and extra-reinforced side parts; solid carrying handle, 2 key-operated locks, key locks at the side, bottom-sliders, lateral loops for shoulder strap, inner surfaces with numerous tool pockets and adjustable loops, outer edges additionally reinforced with aluminium corners, removable centre wall and document front pouch.

- Double stitched
- Aluminium edges for case strengthening



Case empty	5.300 g	500/375/245 mm	475/340/85/80/165 mm	1	17 6028
------------	---------	----------------	----------------------	---	---------

Design	Weight	External dim L/W/H	Intl. dim L/W/H1/H2/H#	PU	CIMCO-item no.
--------	--------	--------------------	------------------------	----	----------------

1

TOOL CASE DIAMANT 25



Carrying capacity up to 25 kg, 2 removable tool boards with rubberised tool insertion straps and a document compartment with integrated tool insertion slots in the base plate, supply includes 5 raaco Carry-Lite 55 inserts for safe storage of small parts and accessories. Case shell without additional aluminium frame.

- Case complete screwed, makes repairs easiert
- Especially high feet for more ground clearance
- Handle with soft rubber insert
- Gas struts
- Unique tool clamping



Case empty	5.300 g	488/375/210 mm	415/290/50/90/140 mm	1	17 8015
------------	---------	----------------	----------------------	---	---------

10

TOOL CASE DIAMANT 35, BLACK

Contains a tool board with tool insertion slots and a tool board with tool insertion straps in the lid, carrying capacity of up to 35 kg. Case shells have an additional aluminium frame for absolute torsional stiffness.



Case empty	6.400 g	498/430/235 mm	420/340/50/100/150 mm	1	17 8077
------------	---------	----------------	-----------------------	---	---------

19

TOOL CASE DIAMANT 35, RED

Contains a tool board with tool insertion slots and a tool board with tool insertion straps in the lid, carrying capacity of up to 35 kg. Case shells have an additional aluminium frame for absolute torsional stiffness.



Case empty	6.400 g	498/430/235 mm	420/340/50/100/150 mm	1	17 8076
------------	---------	----------------	-----------------------	---	---------

26

Design	Weight	External dim L/W/H	Intl. dim L/W/H1/H2/H#	PU	CIMCO-item no.
--------	--------	--------------------	------------------------	----	----------------

TOOL CASE DIAMANT 45, BLACK

Corresponds to CIMCO-item no. 17 8077, but with carrying capacity of up 45 kg. Case shells have two additional aluminium frames for absolute torsional stiffness.



Case empty	6.800 g	498/430/235 mm	420/340/50/100/150 mm	1	17 8177
------------	---------	----------------	-----------------------	---	---------

TOOL CASE DIAMANT 45, RED

Corresponds to CIMCO-item no. 17 8077, but with carrying capacity of up 45 kg. Case shells have two additional aluminium frames for absolute torsional stiffness.



Case empty	6.800 g	498/430/235 mm	420/340/50/100/150 mm	1	17 8176
------------	---------	----------------	-----------------------	---	---------

TOOL CASE DIAMANT 45, WITH TROLLEY FUNCTION

Corresponds to CIMCO-item no. 17 8177, including 4-stage extendable trolley system for the greatest possible mobility. Extension height of 110 cm with 2 stabile castors. Case shells have 2 additional aluminium frames for absolute torsional stiffness.

- Multi-stage locking trolley pullout
- Handle with soft rubber insert
- Gas struts
- Especially high feet for more ground clearance
- Unique tool clamping



Case empty	8.100 g	498/440/270 mm	420/340/50/100/150 mm	1	17 8178
------------	---------	----------------	-----------------------	---	---------

- 1
- 2
- 3
- 4
- 5
- 6
- 7
- 8
- 9
- 10
- 11
- 12
- 13
- 14
- 15
- 16
- 17
- 18
- 19
- 20
- 21
- 22
- 23
- 24
- 25
- 26

Design	Weight	External dim L/W/H	Intl. dim L/W/H1/H2/H#	PU	CIMCO-item no.
--------	--------	--------------------	------------------------	----	----------------

TOOL CASE METRO

Reasonably priced, absolutely professional hardshell tool case, specifications: shell made of ABS material, surrounding aluminium frame with 2 integrated lockable clamp locks, carrying capacity up to 15 kg, 2 tool boards with a total of 26 tool pockets, document clipboard 400 mm wide, bottom shell can be individually subdivided incl. separators, lid support and hinges made of metal, plastic bottom-slider.

- 3 hinges for case shell fixing
- Removable tool boards
- 14 pockets on the front side and 6 pockets plus document compartment on the reverse side
- Additional fixing of the tool boards in the bottom shell with hook & loop tape
- Ergonomically shaped handle with soft rubber insert
- 6 large pockets for holding tools



Case empty	4.400 g	478/398/202 mm	464/355/115/70/185 mm	1	17 0073
------------	---------	----------------	-----------------------	---	---------

TOOL CASE PERFEKT

NEW!

The elegant, strong, robust hardshell case with 2 tool boards = 3 push-in brackets and one document compartment. Bottom shell with grid layout and separators for reliable placement of measuring tools and small parts. The HIGHLIGHT: The tool boards with a sensational clamp effect. Small and large tools can be inserted without much organisation and will be held safely in place. Also during transport and even if case is upside down.

- Sturdier and more robust hardshell case
- Sensational clamping effect (rack system)
- Small and large tools can be inserted without obligatory ordering principle
- More secure grip during transport
- Tool and small part push-through protection



Case empty	4.900 g	485/355/180 mm	455/305/100/65/165 mm	1	17 5085
------------	---------	----------------	-----------------------	---	---------

TOOL CASE KLASSIK

Professional hardshell case made of impact-resistant 3 mm thick ABS plastic, outer bottom shell with 4 stable feet, surrounding aluminium frame, fasteners on the sides to attach a shoulder strap (CIMCO Article No. 17 0275), 3 removable tool boards with rubberised tool insertion straps and a document compartment, bottom shell with individually adjustable dividers for measuring tools, small parts, tools, etc., 2 key-operated locks.

- Case shell with feet
- 3 hinges incl. top shell-position holder
- Solid handle
- Flattened edges as case shell protection
- Bracket for shoulder strap



Case empty	6.000 g	487/425/233 mm	470/348/125/85/210 mm	1	17 0075
------------	---------	----------------	-----------------------	---	---------

Design	Weight	External dim L/W/H	Intl. dim L/W/H1/H2/H#	PU	CIMCO-item no.
--------	--------	--------------------	------------------------	----	----------------

EQUIPPED TOOL CASES

TOOL CASE CHAMPION

Tool case champion				1	17 0930
1000 V Telephone pliers with straight jaws 200 mm DIN ISO 5745				1	10 0216
1000 V Telephone pliers with bent jaws 200 mm, DIN ISO 5745				1	10 0238
1000 V diagonal pliers 160 mm, DIN ISO 5749 B				1	10 0574
JOKARI Super 4 wire stripper				1	10 0760
Electronic diagonal pliers up to 1.3 mm \varnothing , 21°, 132 mm				1	10 1040
Water pump pliers DIN ISO 8976 with handle sleeves, 250 mm				1	10 1224
Crimping plier system click 'n' crimp ELECTRICAL ENGINEERING				1	10 6000
Ball-end hex key set, 7 pieces, size 2.5 - 10, pocket-sized holder				1	11 0596
Voltage tester 100-250 V AC 3.0/60 mm				1	11 1280
Precision slot-head screwdriver, colour code white 2.0 x 0.4 x 60 mm				1	11 1864
1000 V slot-head screwdriver 185 mm, DIN EN 60900, 3.0 x 0.5 mm				1	11 7702
1000 V slot-head screwdriver 185 mm, DIN EN 60900, 4.0 x 0.8 mm				1	11 7704
1000 V slot-head screwdriver 220 mm, DIN EN 60900, 5.5 x 1.0 mm				1	11 7705
1000 V screwdriver PH 1, 80 mm				1	11 7731
1000 V screwdriver PH 2, 100 mm				1	11 7732
1000 V screwdriver PZ 1, 100 mm				1	11 7741
1000 V screwdriver PZ 2, 100 mm				1	11 7742
Cable shears DUOCUT 160 mm, with two-stage cutting area				1	12 0108
Pocket saw PROFI, 150 mm span width				1	12 0490
JOKARI Cable stripping knife with hook-shaped blade, 8 - 28 mm \varnothing				1	12 1010
1000 V safety cable stripping knife, straight strong blade 50 mm				1	12 1042
JOKARI Cable stripping knife, 8 - 28 mm \varnothing				1	12 2016
Case equipped	7.910 g	487/410/219 mm	465/352/70/145/215 mm	1	17 0312

DETAILS OF THE CASE CAN BE FOUND ON PAGE 11



Design	Weight	External dim L/W/H	Intl. dim L/W/H1/H2/H#	PU	CIMCO-item no.
TOOL CASE CHAMPION „DATA AND NETWORK TECHNOLOGY“					
Champion master case				1	17 0930
1000 V Telephone pliers with straight jaws 200 mm DIN ISO 5745				1	10 0216
1000 V Telephone pliers with bent jaws 200 mm, DIN ISO 5745				1	10 0238
1000 V combination pliers 180 mm, DIN ISO 5746				1	10 0336
1000 V diagonal pliers 160 mm, DIN ISO 5749 B				1	10 0574
JOKARI Super 4 wire stripper				1	10 0760
Electronic diagonal pliers 120 mm, oval-round head, diagonal with blade protector				1	10 0802
Electronics needle nose pliers 150 mm, bent blade, smooth jaws, tip 2.5 x 1.5 mm				1	10 0816
Tweezers, 120 mm				1	10 3016
Crimping plier system click 'n' crimp DATA NETWORK TECHNOLOGY				1	10 6009
Voltage tester 100-250 V AC 3.0/60 mm				1	11 1280
Precision slot-head screwdriver white 2.0 x 0.4 x 60 mm				1	11 1864
Precision slot-head screwdriver white 2.5 x 0.4 x 75 mm				1	11 1865
Precision slot-head screwdriver white 4.0 x 0.8 x 150 mm				1	11 1870
Precision crosshead screwdriver, light blue PH 0 x 60 mm				1	11 1877
Precision crosshead screwdriver, light blue PH 0 x 80 mm				1	11 1880
Universal switch cabinet key made of die-cast zinc				1	11 2894
1000 V insulated slot-head screwdriver 160 mm, DIN EN 60900, 2.5 x 0.4 mm				1	11 7701
1000 V slot-head screwdriver 185 mm, DIN EN 60900, 3.0 x 0.5 mm				1	11 7702
1000 V slot-head screwdriver 185 mm, DIN EN 60900, 4.0 x 0.8 mm				1	11 7704
1000 V slot-head screwdriver 220 mm, DIN EN 60900, 5.5 x 1.0 mm				1	11 7705
1000 V slot-head screwdriver 245 mm, DIN EN 60900, 6.5 x 1.2 mm				1	11 7706
1000 V screwdriver PH 1, 80 mm				1	11 7731
1000 V screwdriver PH 2, 100 mm				1	11 7732
Insertion tool LSA-Plus terminals model Economy AWG 24-20				1	11 8017
JOKARI COAXI cable sheath stripper, 4.8 - 7.5 mm ø				1	12 0027
JOKARI Precision insulation stripper PWS-Plus, red press button, 0.25 - 0.80 mm ø, AWG 30 - 20				1	12 0033
JOKARI Insulation stripper PC-Strip, 5 - 13 mm ø cables, 0.2 - 4.0 mm ² conductors				1	12 0034
Universal shears 190 mm, hardness HRC 56 to 58				1	12 0122
Telephone shears with serrated blade, bright nickel plated, size 130 mm				1	12 0222
PUK pocket saws with solid, lacquered wooden haft, spread 150 mm				1	12 0502
JOKARI Cable stripping knife with hook-shaped blade, 8 - 28 mm ø				1	12 1010
Case equipped	8.000 g	485/380/220 mm	465/352/70/145/215 mm	1	17 0310

DETAILS OF THE CASE CAN BE FOUND ON PAGE 11



TOOL CASE CHAMPION „MONTAGE-PROFI“

Tool case champion				1	17 0930
1000 V Telephone pliers with straight jaws 200 mm DIN ISO 5745				1	10 0216
1000 V diagonal pliers 160 mm, DIN ISO 5749 B				1	10 0574
JOKARI Super 4 wire stripper				1	10 0760
Ball-end hex key set, 7 pieces, size 2.5 - 10, pocket-sized holder				1	11 0596
Voltage tester 100-250 V AC 3.0/60 mm				1	11 1280
Universal switch cabinet key made of die-cast zinc				1	11 2894
Bit case 10 pieces with star-shaped holder for bits and universal holders				1	11 4604
1000 V slot-head screwdriver 160 mm, DIN EN 60900, 2.5 x 0.4 mm				1	11 7701
1000 V slot-head screwdriver 185 mm, DIN EN 60900, 3.0 x 0.5 mm				1	11 7702
1000 V slot-head screwdriver 185 mm, DIN EN 60900, 4.0 x 0.8 mm				1	11 7704
1000 V slot-head screwdriver 220 mm, DIN EN 60900, 5.5 x 1.0 mm				1	11 7705
1000 V screwdriver PZ 1, 100 mm, DIN 7438				1	11 7741
1000 V screwdriver PZ 2, 100 mm, DIN 7438				1	11 7742
JOKARI Cable stripping knife with hook-shaped blade, 8 - 28 mm \varnothing				1	12 1010
Cable pulling cord plastic 10 m, tensile strength 900 N				1	14 0054
Case equipped	8.450 g	478/410/219 mm	465/352/70/145/215 mm	1	17 5230

DETAILS OF THE CASE CAN BE FOUND ON PAGE 11



1

Design	Weight	External dim L/W/H	Intl. dim L/W/H1/H2/H#	PU	CIMCO-item no.
--------	--------	--------------------	------------------------	----	----------------

2

TOOL CASE CHAMPION ROLLING CASE

3

Tool case champion, rolling case				1	17 0932
1000 V Telephone pliers with bent jaws 200 mm, DIN ISO 5745				1	10 0238
Screw pliers, 160 mm				1	10 0352
1000 V diagonal pliers 200 mm, DIN ISO 5749 B				1	10 0528
Automatic wire stripper POWER STRIP, length 170 mm, ø 0,5 – 16 mm				1	10 0770
Electronic diagonal pliers up to 1.3 mm ø, 21°, 132 mm				1	10 1040
Crimping plier system click 'n' crimp ELECTRICAL ENGINEERING				1	10 6000
Universal switch cabinet key made of die-cast zinc				1	11 2894
1000 V slot-head screwdriver 185 mm, DIN EN 60900, 3.0 x 0.5 mm				1	11 7702
1000 V slot-head screwdriver 185 mm, DIN EN 60900, 4.0 x 0.8 mm				1	11 7704
1000 V slot-head screwdriver 220 mm, DIN EN 60900, 5.5 x 1.0 mm				1	11 7705
1000 V screwdriver PZ 1, 100 mm, DIN 7438				1	11 7741
1000 V screwdriver PZ 2, 100 mm, DIN 7438				1	11 7742
1000 V Special screwdrivers with combination profile PZ FL 1 x 80 mm				1	11 7751
1000 V Special screwdrivers with combination profile PZ FL 2 x 100 mm				1	11 7752
1000 V screwdriver TORX® 155 mm, T 10 x 60 mm				1	11 7910
1000 V screwdriver TORX® 170 mm, T 15 x 75 mm				1	11 7915
1000 V screwdriver TORX® 195 mm, T 20 x 100 mm				1	11 7920
1000 V screwdriver TORX® 195 mm, T 25 x 100 mm				1	11 7925
JOKARI ALLROUNDER cable sheath stripper, ø 4 – 15 mm				1	12 0009
JOKARI Locator Box				1	12 9009
VDE cable shears, 180 mm				1	12 0114
Professional spirit level, Plumb Site Dual View, 250 mm				1	21 1528
Case equipped	9.800 g	478/410/253 mm	465/352/215/40/255 mm	1	17 0601

7

8

9

10

11

12

13

14

15

DETAILS OF THE CASE CAN BE FOUND ON PAGE 11



16

17

18

19

20

21

22

23

24

25

26

Design	Weight	External dim L/W/H	Intl. dim L/W/H1/H2/H#	PU	CIMCO-item no.
--------	--------	--------------------	------------------------	----	----------------

COMPACT GIGANT TROLLEY TOOL CASE WITH „BASIS“ TOOL ASSORTMENT

NEW!

Gigant-tool case-Trolley COMPACT				1	17 0098
1000 V Telephone pliers with straight jaws 200 mm DIN ISO 5745				1	10 0216
1000 V Telephone pliers with bent jaws 200 mm, DIN ISO 5745				1	10 0238
1000 V diagonal pliers 160 mm, DIN ISO 5749 B				1	10 0574
JOKARI Wire stripper SUPER 4 PRO				1	10 0784
Electronic diagonal pliers up to 1.3 mm \varnothing , 21°, 132 mm				1	10 1040
Water pump pliers DIN ISO 8976 with handle sleeves 250 mm				1	10 1224
Crimping plier system click 'n' crimp, ELECTRICAL ENGINEERING				1	10 6000
Ball-end hex key set, 7 pieces, size 2.5 - 10, pocket-sized holder				1	11 0596
Voltage tester 100-250 V AC 3.0/60 mm				1	11 1280
Precision slot-head screwdriver white 2.0 x 0.4 x 60 mm				1	11 1864
1000 V SLIM slot-head screwdriver, 185 mm, 3.0 x 0.5 mm				1	11 7760
1000 V SLIM slot-head screwdriver, 185 mm, 4.0 x 0.8 mm				1	11 7764
1000 V SLIM slot-head screwdriver, 220 mm, 5.5 x 1.0 mm				1	11 7768
1000 V Phillips cross-head screwdriver, 165 mm, PH 1				1	11 7777
1000 V Phillips cross-head screwdriver, 195 mm, PH 2				1	11 7779
1000 V Pozidriv cross-head screwdriver, 165 mm, PZ 1				1	11 7776
1000 V Pozidriv cross-head screwdriver, 195 mm, PZ 2				1	11 7778
Cable shears DUOCUT 160 mm with two-stage cutting area				1	12 0108
PROFI pocket saw with universal blade				1	12 0490
1000 V safety cable stripping knife, straight strong blade 50 mm				1	12 1042
JOKARI Cable stripping knife, 8 - 28 mm \varnothing				1	12 2016
Case equipped	10.300 g	630/475/293 mm	538/405/180/60/240 mm	1	17 6878

DETAILS OF THE CASE CAN BE FOUND ON PAGE 12



1

Design	Weight	External dim L/W/H	Intl. dim L/W/H1/H2/H#	PU	CIMCO-item no.
--------	--------	--------------------	------------------------	----	----------------

2

GIGANT S TOOL CASE WITH „BASIS“ TOOL ASSORTMENT

NEW!

3

Tool case Gigant-S				1	17 0092
1000 V Telephone pliers with straight jaws 200 mm DIN ISO 5745				1	10 0216
1000 V Telephone pliers with bent jaws 200 mm, DIN ISO 5745				1	10 0238
1000 V diagonal pliers 160 mm, DIN ISO 5749 B				1	10 0574
JOKARI Wire stripper SUPER 4 PRO				1	10 0784
Electronic diagonal pliers up to 1.3 mm ø, 21°, 132 mm				1	10 1040
Water pump pliers DIN ISO 8976 with handle sleeves 250 mm				1	10 1224
Crimping plier system click 'n' crimp, ELECTRICAL ENGINEERING				1	10 6000
Ball-end hex key set, 7 pieces, size 2.5 - 10, pocket-sized holder				1	11 0596
Voltage tester 100-250 V AC 3.0/60 mm				1	11 1280
Precision slot-head screwdriver, colour code white, 2.0 x 0.4 x 60 mm				1	11 1864
1000 V SLIM slot-head screwdriver, 185 mm, 3.0 x 0.5 mm				1	11 7760
1000 V SLIM slot-head screwdriver, 185 mm, 4.0 x 0.8 mm				1	11 7764
1000 V SLIM slot-head screwdriver, 220 mm, 5.5 x 1.0 mm				1	11 7768
1000 V Phillips cross-head screwdriver SLIM, 165 mm, PH 1				1	11 7777
1000 V Phillips cross-head screwdriver SLIM, 195 mm, PH 2				1	11 7779
1000 V Pozidriv cross-head screwdriver SLIM, 165 mm, PZ 1				1	11 7776
1000 V Pozidriv cross-head screwdriver SLIM, 195 mm, PZ 2				1	11 7778
Cable shears DUOCUT 160 mm with two-stage cutting area				1	12 0108
PROFI pocket saw with universal blade				1	12 0490
1000 V safety cable stripping knife, straight strong blade 50 mm				1	12 1042
JOKARI Cable stripping knife 8 - 28 mm ø				1	12 2016
Case equipped	9.650 g	475/415/215 mm	445/345/130/60/190 mm	1	17 6880

14

15

DETAILS OF THE CASE CAN BE FOUND ON PAGE 12

16



24

25

26

Design	Weight	External dim L/W/H	Intl. dim L/W/H1/H2/H#	PU	CIMCO-item no.
TOOL CASE FACILITY					
Tool case Gigant-S				1	17 0092
1000 V DIAMANT diagonal pliers, 160 mm				1	10 0000
1000 V telephone pliers with straight jaws; 145 mm				1	10 0212
1000 V combination pliers, 180 mm				1	10 0336
Water pump pliers with handle sleeves, 250 mm, DIN ISO 8976				1	10 1224
Screw pliers, 160 mm				1	10 0352
DUOCUT cable shears, 160 mm				1	12 0108
VDE screwdriver set ELEKTRO-MEGA-DRIVE, 13-piece				1	11 7000
TORX® key set, 8-piece				1	11 0598
SPEZIAL hex key set, 9-piece				1	11 0606
Double open-ended spanner set, 8-piece				1	11 2310
Socket wrench set, 45-piece				1	11 3106
Nut driver bit holder				1	11 4504
Universal switch cabinet key				1	11 2894
Safety cross peen hammer, 300 g				1	13 0582
Plastic hammer, head 35 mm ø				1	13 1053
Switch cabinet spirit level, 230 mm				1	21 1540
CIMCO construction marker, graphite				1	21 3150
Flexible magnetic pick-up tool, 400 mm, adhesive force, 270 g				1	11 1654
Case equipped	12.050 g	475/415/215 mm	445/345/130/60/190 mm	1	17 6898

DETAILS OF THE CASE CAN BE FOUND ON PAGE 12



Design	Weight	External dim L/W/H	Intl. dim L/W/H1/H2/H#	PU	CIMCO-item no.
GIGANT PRO TROLLEY TOOL CASE WITH „EXZELLENT“ TOOL ASSORTMENT					
NEW!					
Gigant-Tool case-Trolley PRO				1	17 0094
1000 V Telephone pliers with straight jaws 200 mm DIN ISO 5745				1	10 0216
1000 V Telephone pliers with bent jaws 200 mm, DIN ISO 5745				1	10 0238
1000 V Combination pliers 180 mm, DIN ISO 5746				1	10 0336
1000 V diagonal pliers 160 mm, DIN ISO 5749 B				1	10 0574
Screw pliers, 160 mm				1	10 0352
JOKARI Wire stripper SUPER 4 PRO				1	10 0784
Electronic diagonal pliers 120 mm, oval-round head, diagonal with blade protector				1	10 0802
Water pump pliers DIN ISO 8976 with handle sleeves 250 mm				1	10 1224
Crimping plier system click 'n' crimp, ELECTRICAL ENGINEERING				1	10 6000
Awl 100 mm, round				1	11 0482
Ball-end hex key set, 7 pieces, size 2.5 - 10, pocket-sized holder				1	11 0596
Voltage tester 100-250 V AC 3.0/65 mm				1	11 1280
AC/DC-TrueRMS-ammeter, CAT II 600 V, CAT III 300 V, Multimeter functions				1	11 1411
Voltage tester with FI-/RCD trigger				1	11 1438
Precision slot-head screwdriver, colour code white, 2.0 x 0.4 x 60 mm				1	11 1864
Bit case 10 pieces with star-shaped holder for bits and universal holders				1	11 4604
1000 V TORX®-screwdrivers, 145 mm, T 8 x 60 mm				1	11 7908
1000 V TORX®-screwdrivers SLIM, 155 mm, T 10 x 60 mm				1	11 7784
1000 V TORX®-screwdrivers SLIM, 175 mm, T 15 x 75 mm				1	11 7786
1000 V TORX®-screwdrivers SLIM, 195 mm, T 20 x 100 mm				1	11 7788
1000 V TORX®-screwdrivers SLIM, 195 mm, T 25 x 100 mm				1	11 7790
1000 V SLIM slot-head screwdriver, 185 mm, 3.0 x 0.5 mm				1	11 7760
1000 V SLIM slot-head screwdriver, 185 mm, 4.0 x 0.8 mm				1	11 7764
1000 V SLIM slot-head screwdriver, 220 mm, 5.5 x 1.0 mm				1	11 7768
1000 V SLIM slot-head screwdriver, 245 mm, 6.5 x 1.2 mm				1	11 7770
1000 V Phillips cross-head screwdriver, 165 mm, PH 1				1	11 7777
1000 V Phillips cross-head screwdriver, 195 mm, PH 2				1	11 7779
1000 V Pozidriv cross-head screwdriver, 165 mm, PZ 1				1	11 7776
1000 V Pozidriv cross-head screwdriver, 195 mm, PZ 2				1	11 7778
VDE screwdriver interchangeable blade set, 18 pieces				1	11 7862
Cable stripping knife				1	12 0050
Cable shears DUOCUT 160 mm with two-stage cutting area				1	12 0108
Universal scissor 190 mm, Härte HRC 56 bis 58				1	12 0122
PROFI pocket saw with universal blade, span 150 mm				1	12 0490
JOKARI Cable stripping knife with hook-shaped blade, 8 - 28 mm ø				1	12 1010
Professional tape measure, 5 m, housing made of impact-resistant ABS plastic				1	21 0105
Digital Laser Distance Measurer FVP-30, up to 30 m				1	21 1562
Case equipped	20.000 g	630/475/293 mm	538/405/180/60/240 mm	1	17 6882

- 1
- 2
- 3
- 4
- 5
- 6
- 7
- 8
- 9
- 10
- 11
- 12
- 13
- 14
- 15
- 16
- 17
- 18
- 19
- 20
- 21
- 22
- 23
- 24
- 25
- 26

DETAILS OF THE CASE CAN BE FOUND ON PAGE 12



Design	Weight	External dim L/W/H	Intl. dim L/W/H1/H2/H#	PU	CIMCO-item no.
GIGANT TROLLEY TOOL CASE E-MOBILITY					
NEW!					
Gigant-Tool case-Trolley RED				1	17 0096
Torque wrench 1/4", 5 – 25 Nm				1	11 3482
Extension 1/4", 75 mm				1	11 3475
Extension 1/4", 100 mm				1	11 3476
Extension 1/4", 150 mm				1	11 3477
Set of socket wrenches 1/4", 6 mm				1	11 3420
Set of socket wrenches 1/4", 7 mm				1	11 3422
Set of socket wrenches 1/4", 8 mm				1	11 3424
Set of socket wrenches 1/4", 10 mm				1	11 3426
Set of socket wrenches 1/4", 11 mm				1	11 3428
VDE torque screwdriver set, 9-piece				1	11 4806
Magnetic pins				1	11 1624
Magnetic pick-up tool, insulated				1	11 1626
1000 V cover cloths, 1200 x 1200 x 1,6 mm				1	14 0158
1000 V plastic clip, 160 mm				1	14 0180
1000 V slip-on snouts Nr. 1				1	14 0166
1000 V slip-on snouts Nr. 2				1	14 0168
1000 V slip-on snouts Nr. 3				1	14 0170
1000 V slip-on snouts, ø 10 mm				1	14 0172
1000 V slip-on snouts, ø 20 mm				1	14 0174
Warning signs				1	14 2018
1000 V ELEKTRO-MEGA-DRIVE screwdriver set, 13-piece				1	11 7000
1000 V open-ended spanner, SW 8				1	11 2704
1000 V open-ended spanner, SW 10				1	11 2708
1000 V open-ended spanner, SW 13				1	11 2714
1000 V open-ended spanner, SW 17				1	11 2720
1000 V open-ended spanner, SW 19				1	11 2722
1000 V open-ended spanner, SW 22				1	11 2724
1000 V combination pliers, 185 mm with flat jaws				1	10 8782
1000 V plastic telephone pliers, 180 mm				1	10 0790
1000 V plastic grip pliers, 180 mm				1	10 0792
1000 V telephone pliers with bent jaws, 200 mm				1	10 8780
1000 V telephone pliers with straight jaws 200 mm				1	10 8778
1000 V diagonal pliers, 160 mm				1	10 8786
Insulating tape universal DIN EN 60454, colour red 25 mm x 25 m				1	16 0145
AC/DC voltage tester to 690 V				1	11 1429
1000 V electrical safety gloves, size 10				1	14 0214
Work glove „Trikot“, size 10				1	14 1278
Insulating overshoes, Gr. 43 – 46				1	14 0228
1000 V electrician protective face mask				1	14 0206
Case equipped	22.350 g	630/478/293 mm	538/405/180/60/240 mm	1	17 6836
Can be ordered as an option (not included in the case as standard):					
1000 V insulating mat, 1000 x 1000 x 3 mm				1	14 0224
Insulated telescopic rod (45 kV)				1	14 0296
Rescue hook with voltage indicator (127 V - 90 kV)				1	14 0298
1000 V cable cutter				1	12 0182
Electrician boots, Gr. 43				1	14 0220

- 1
- 2
- 3
- 4
- 5
- 6
- 7
- 8
- 9
- 10
- 11
- 12
- 13
- 14
- 15
- 16
- 17
- 18
- 19
- 20
- 21
- 22
- 23
- 24
- 25
- 26

DETAILS OF THE CASE CAN BE FOUND ON P. 12



THE SPECIALIST FOR VERY SPECIAL REQUIREMENTS

By the year 2030, the Federal government in Germany would like around 10 million electric cars to be registered, which inevitably means that the number of breakdowns in this area will also increase over the coming years. To fix these, you need specific equipment which is suitable for working on live parts.

The 40-part Gigant E-Mobility tool case trolley provides you with a solid basis of VDE tools which are especially designed for repairing electric cars, personal protective equipment, and accessories. It guarantees safe storage of your high quality tools, protected from water and dust. This means that nothing stands in the way of safe repair by an expert.

e-mobility^{⊕⊖}



1

PU

CIMCO-item no.

2

TOOL CASE METRO

3	Tool case Metro	1	17 0073
4	1000 V Telephone pliers with straight jaws 200 mm DIN ISO 5745	1	10 0216
5	1000 V diagonal pliers 160 mm, DIN ISO 5749 B	1	10 0574
6	JOKARI Super 4 wire stripper	1	10 0760
7	Voltage tester 100-250 V AC 3.0/60 mm	1	11 1280
8	1000 V slot-head screwdriver 185 mm, DIN EN 60900, 3.0 x 0.5 mm	1	11 7702
9	1000 V slot-head screwdriver 185 mm, DIN EN 60900, 4.0 x 0.8 mm	1	11 7704
10	1000 V slot-head screwdriver 220 mm, DIN EN 60900, 5.5 x 1.0 mm	1	11 7705
11	1000 V screwdriver PH 1, 80 mm, DIN 7438	1	11 7731
12	1000 V screwdriver PH 2, 100 mm, DIN 7438	1	11 7732
13	1000 V screwdriver PZ 1, 100 mm, DIN 7438	1	11 7741
14	1000 V screwdriver PZ 2, 100 mm, DIN 7438	1	11 7742
15	Cable shears DUOCUT, 160 mm, with two-stage cutting area	1	12 0108
16	JOKARI Cable stripping knife with hook-shaped blade, 8 - 28 mm ø	1	12 1010
17	Case equipped	6.700 g	478/398/202 mm
18			464/355/115/70/185 mm
19			1
20			17 0175

10

11

DETAILS OF THE CASE CAN BE FOUND ON PAGE 16



17

18

19

20

21

22

23

24

25

26

Design	Weight	External dim L/W/H	Intl. dim L/W/H1/H2/H#	PU	CIMCO-item no.
TOOL CASE ECONOMY „INDUSTRY“					
Tool case ECONOMY				1	17 0936
1000 V Telephone pliers with bent jaws 200 mm, DIN ISO 5745				1	10 0238
Screw pliers 160 mm				1	10 0352
1000 V Heavy duty diagonal pliers 200 mm, DIN ISO 5749 B				1	10 0528
JOKARI SENSOR SPEZIAL automatic wire stripper, 4,4 - 7 mm \varnothing				1	10 0746
JOKARI SUPER 4 PLUS wire stripper, 0,2 - 6 mm ²				1	10 0780
Electronic diagonal pliers up to 3.1 mm \varnothing , 21°, 132 mm				1	10 1040
Crimping plier system click 'n' crimp electrical engineering				1	10 6000
Universal switch cabinet key made of die-cast zinc				1	11 2894
1000 V slot-head screwdriver 185 mm, DIN EN 60900, 3.0 x 0.5 mm				1	11 7702
1000 V slot-head screwdriver 185 mm, DIN EN 60900, 4.0 x 0.8 mm				1	11 7704
1000 V slot-head screwdriver 220 mm, DIN EN 60900, 5.5 x 1.0 mm				1	11 7705
1000 V screwdriver PZ 1, 80 mm, DIN 7438				1	11 7741
1000 V screwdriver PZ 2, 100 mm, DIN 7438				1	11 7742
Special screwdrivers with combination profile PZ FL 1 x 80 mm				1	11 7751
Special screwdrivers with combination profile PZ FL 1 x 100 mm				1	11 7752
1000 V screwdriver TORX® 155 mm, T 10 x 60 mm				1	11 7910
1000 V screwdriver TORX® 170 mm, T 15 x 75 mm				1	11 7915
1000 V screwdriver TORX® 195 mm, T 20 x 100 mm				1	11 7920
1000 V screwdriver TORX® 195 mm, T 25 x 100 mm				1	11 7925
VDE cable shears, 180 mm				1	12 0114
Switch cabinet spirit level with magnetic ledge, 250 mm				1	21 1542
Case equipped	6.800 g	450/350/215 mm	430/334/80/120/200 mm	1	17 0602

**NEW!**

1

2

3

4

5

6

7

8

9

10

11

12

13

14

15

16

17

18

19

20

21

22

23

24

25

26

Design	Weight	External dim L/W/H	Intl. dim L/W/H1/H2/H#	PU	CIMCO-item no.
TOOL CASE BOMBER „ELECTRO“					
BOMBER Master Case				1	17 0076
1000 V Telephone pliers with straight jaws 200 mm DIN ISO 5745				1	10 0216
1000 V Telephone pliers with bent jaws 200 mm, DIN ISO 5745				1	10 0238
1000 V diagonal pliers 160 mm, DIN ISO 5749 B				1	10 0574
JOKARI Super 4 wire stripper				1	10 0760
Electronic diagonal pliers up to 3.1 mm ø, 21°, 132 mm				1	10 1040
Water pump pliers DIN ISO 8976 with handle sleeves, 250 mm				1	10 1224
Crimping plier system click 'n' crimp electrical engineering				1	10 6000
Ball-end hex key set, 7 pieces, size 2.5 - 10, pocket-sized holder				1	11 0596
Voltage tester 100-250 V AC, 3.0/65 mm				1	11 1280
Precision slot-head screwdriver, colour code white, 2.0 x 0.4 x 60 mm				1	11 1864
1000 V slot-head screwdriver 185 mm, DIN EN 60900, 3.0 x 0.5 mm				1	11 7702
1000 V slot-head screwdriver 185 mm, DIN EN 60900, 4.0 x 0.8 mm				1	11 7704
1000 V slot-head screwdriver 220 mm, DIN EN 60900, 5.5 x 1.0 mm				1	11 7705
1000 V screwdriver PH 1, 80 mm, DIN 7438				1	11 7731
1000 V screwdriver PH 2, 100 mm, DIN 7438				1	11 7732
1000 V screwdriver PZ 1, 80 mm, DIN 7438				1	11 7741
1000 V screwdriver PZ 2, 100 mm, DIN 7438				1	11 7742
Cable shears DUOCUT, 160 mm with two-stage cutting area				1	12 0108
PROFI pocket saw with universal blade				1	12 0490
1000 V safety cable stripping knife, straight strong blade 50 mm				1	12 1042
JOKARI Cable stripping knife, 8 - 28 mm ø				1	12 2016
Case equipped	8.350 g	475/402/211 mm	422/327/100/80/185 mm	1	17 0376

DETAILS OF THE CASE CAN BE FOUND ON PAGE 13



Design	Weight	External dim L/W/H	Intl. dim L/W/H1/H2/H#	PU	CIMCO-item no.
TOOL CASE BOMBER MEGA-WHEEL „ELECTRO“					
Tool case BOMBER MEGA-WHEEL				1	17 0074
1000 V Telephone pliers with straight jaws 200 mm DIN ISO 5745				1	10 0216
1000 V Telephone pliers with bent jaws 200 mm, DIN ISO 5745				1	10 0238
1000 V diagonal pliers 160 mm, DIN ISO 5749 B				1	10 0574
JOKARI Super 4 wire stripper				1	10 0760
Electronic diagonal pliers up to 3.1 mm ø, 21°, 132 mm				1	10 1040
Water pump pliers DIN ISO 8976 with handle sleeves, 250 mm				1	10 1224
Crimping plier system click 'n' crimp electrical engineering				1	10 6000
Ball-end hex key set, 7 pieces, size 2.5 - 10, pocket-sized holder				1	11 0596
Voltage tester 100-250 V AC, 3.0/65 mm				1	11 1280
Precision slot-head screwdriver, colour code white, 2.0 x 0.4 x 60 mm				1	11 1864
1000 V slot-head screwdriver 185 mm, DIN EN 60900, 3.0 x 0.5 mm				1	11 7702
1000 V slot-head screwdriver 185 mm, DIN EN 60900, 4.0 x 0.8 mm				1	11 7704
1000 V slot-head screwdriver 220 mm, DIN EN 60900, 5.5 x 1.0 mm				1	11 7705
1000 V screwdriver PH 1, 80 mm, DIN 7438				1	11 7731
1000 V screwdriver PH 2, 100 mm, DIN 7438				1	11 7732
1000 V screwdriver PZ 1, 80 mm, DIN 7438				1	11 7741
1000 V screwdriver PZ 2, 100 mm, DIN 7438				1	11 7742
Cable shears DUOCUT, 160 mm with two-stage cutting area				1	12 0108
PROFI pocket saw with universal blade				1	12 0490
1000 V safety cable stripping knife, straight strong blade, 50 mm				1	12 1042
JOKARI Cable stripping knife, 8 - 28 mm ø				1	12 2016
Case equipped	10.800 g	548/448/247 mm	453/345/110/75/185 mm	1	17 0374

DETAILS OF THE CASE CAN BE FOUND ON PAGE 13



Design	Weight	External dim L/W/H	Intl. dim L/W/H1/H2/H#	PU	CIMCO-item no.
TOOL CASE LEATHER „ELECTRO“					
Tool case Leather, black				1	17 6028
1000 V telephone pliers with straight jaws 200 mm DIN ISO 5745				1	10 0216
1000 V telephone pliers with bent jaws 200 mm DIN ISO 5745				1	10 0238
1000 V diagonal pliers 160 mm DIN ISO 5749 B				1	10 0574
JOKARI Wire strippers Super 4				1	10 0760
Electronic diagonal pliers up to 1.3 mm ø, 21°, 132 mm 1 10 1040				1	10 1040
Water pump pliers DIN ISO 8976 with handle sleeves 250 mm				1	10 1224
Crimping plier system click 'n' crimp, electrical engineering				1	10 6000
Ball-end hex key set 7 pieces, size 2.5 - 10, pocket-sized holder				1	11 0596
Voltage tester 100-250 V AC 3.0/65 mm				1	11 1280
Precision slot-head screwdriver, colour code white, 2.0 x 0.4 x 60 mm				1	11 1864
1000 V slot-head screwdriver 185 mm, DIN EN 60900, 3.0 x 0.5 mm				1	11 7702
1000 V slot-head screwdriver 185 mm, DIN EN 60900, 4.0 x 0.8 mm				1	11 7704
1000 V slot-head screwdriver 220 mm, DIN EN 60900, 5.5 x 1.0 mm				1	11 7705
1000 V screwdriver PH 1, 80 mm, DIN 7438				1	11 7731
1000 V screwdriver PH 2, 100 mm, DIN 7438				1	11 7732
1000 V screwdriver PZ 1, 80 mm, DIN 7438				1	11 7741
1000 V screwdriver PZ 2, 100 mm, DIN 7438				1	11 7742
Cable shears DUOCUT, 160 mm with two-stage cutting area				1	12 0108
PROFI pocket saw with universal blade				1	12 0490
1000 V safety cable stripping knife, straight strong blade 50 mm				1	12 1042
JOKARI Cable stripping knife, 8 - 28 mm ø				1	12 2016
Case equipped	6.700 g	500/375/245 mm	475/340/85/80/165 mm	1	17 6350

DETAILS OF THE CASE CAN BE FOUND ON PAGE 13



Design	Weight	External dim L/W/H	Intl. dim L/W/H1/H2/H#	PU	CIMCO-item no.
TOOL CASE DIAMANT 35 „ELECTRO“					
Tool case DIAMANT 35, black				1	17 8077
1000 V telephone pliers with straight jaws 200 mm DIN ISO 5745				1	10 0216
1000 V telephone pliers with bent jaws 200 mm DIN ISO 5745				1	10 0238
1000 V diagonal pliers 160 mm DIN ISO 5749 B				1	10 0574
JOKARI Wire strippers Super 4				1	10 0760
Electronic diagonal pliers up to 1.3 mm \varnothing , 21°, 132 mm 1 10 1040				1	10 1040
Water pump pliers DIN ISO 8976 with handle sleeves 250 mm				1	10 1224
Crimping plier system click 'n' crimp, electrical engineering				1	10 6000
Ball-end hex key set 7 pieces, size 2.5 - 10, pocket-sized holder				1	11 0596
Voltage tester 100-250 V AC 3.0/65 mm				1	11 1280
Precision slot-head screwdriver, colour code white, 2.0 x 0.4 x 60 mm				1	11 1864
1000 V slot-head screwdriver 185 mm, DIN EN 60900, 3.0 x 0.5 mm				1	11 7702
1000 V slot-head screwdriver 185 mm, DIN EN 60900, 4.0 x 0.8 mm				1	11 7704
1000 V slot-head screwdriver 220 mm, DIN EN 60900, 5.5 x 1.0 mm				1	11 7705
1000 V screwdriver PH 1, 80 mm, DIN 7438				1	11 7731
1000 V screwdriver PH 2, 100 mm, DIN 7438				1	11 7732
1000 V screwdriver PZ 1, 80 mm, DIN 7438				1	11 7741
1000 V screwdriver PZ 2, 100 mm, DIN 7438				1	11 7742
Cable shears DUOCUT, 160 mm with two-stage cutting area				1	12 0108
PROFI pocket saw with universal blade				1	12 0490
1000 V safety cable stripping knife, straight strong blade, 50 mm				1	12 1042
JOKARI Cable stripping knife, 8 - 28 mm \varnothing				1	12 2016
Case equipped	9.250 g	498/430/235 mm	420/340/50/100/150 mm	1	17 0431

DETAILS OF THE CASE CAN BE FOUND ON PAGE 14



- 1
- 2
- 3
- 4
- 5
- 6
- 7
- 8
- 9
- 10
- 11
- 12
- 13
- 14
- 15
- 16
- 17
- 18
- 19
- 20
- 21
- 22
- 23
- 24
- 25
- 26

Design	Weight	External dim L/W/H	Intl. dim L/W/H1/H2/H#	PU	CIMCO-item no.
TOOL CASE DIAMANT 45 „ELECTRO“					
Tool case DIAMANT 45, black				1	17 8177
1000 V telephone pliers with straight jaws 200 mm DIN ISO 5745				1	10 0216
1000 V telephone pliers with bent jaws 200 mm DIN ISO 5745				1	10 0238
1000 V diagonal pliers 160 mm DIN ISO 5749 B				1	10 0574
JOKARI Wire strippers Super 4				1	10 0760
Electronic diagonal pliers up to 1.3 mm ø, 21°, 132 mm 1 10 1040				1	10 1040
Water pump pliers DIN ISO 8976 with handle sleeves 250 mm				1	10 1224
Crimping plier system click 'n' crimp, electrical engineering				1	10 6000
Ball-end hex key set 7 pieces, size 2.5 - 10, pocket-sized holder				1	11 0596
Voltage tester 100-250 V AC 3.0/65 mm				1	11 1280
Precision slot-head screwdriver, colour code white, 2.0 x 0.4 x 60 mm				1	11 1864
1000 V slot-head screwdriver 185 mm, DIN EN 60900, 3.0 x 0.5 mm				1	11 7702
1000 V slot-head screwdriver 185 mm, DIN EN 60900, 4.0 x 0.8 mm				1	11 7704
1000 V slot-head screwdriver 220 mm, DIN EN 60900, 5.5 x 1.0 mm				1	11 7705
1000 V screwdriver PH 1, 80 mm, DIN 7438				1	11 7731
1000 V screwdriver PH 2, 100 mm, DIN 7438				1	11 7732
1000 V screwdriver PZ 1, 80 mm, DIN 7438				1	11 7741
1000 V screwdriver PZ 2, 100 mm, DIN 7438				1	11 7742
Cable shears DUOCUT, 160 mm with two-stage cutting area				1	12 0108
PROFI pocket saw with universal blade				1	12 0490
1000 V safety cable stripping knife, straight strong blade, 50 mm				1	12 1042
JOKARI Cable stripping knife, 8 - 28 mm ø				1	12 2016
Case equipped	9.450 g	498/430/235 mm	420/340/50/100/150 mm	1	17 5431

DETAILS OF THE CASE CAN BE FOUND ON PAGE 15



Design	Weight	External dim L/W/H	Intl. dim L/W/H1/H2/H#	PU	CIMCO-item no.
Tool case DIAMANT 45, red				1	17 8176
1000 V plastic flat nose pliers, 200 mm				1	10 0796
1000 V telephone pliers with straight jaws, DIN ISO 5745, 200 mm				1	10 8778
1000 V telephone pliers with bent jaws, DIN ISO 5745, 200 mm				1	10 8780
1000 V combination pliers, DIN ISO 5746, 185 mm, with flat jaws				1	10 8782
1000 V high-leverage diagonal cutting pliers, DIN ISO 5749, 200 mm, soft and hard wires				1	10 8784
1000 V Wire stripper with adjusting screw 160 mm, for conductors 0.75 - 6 mm ²				1	10 8790
1000 V Offset screwdriver size 5, DIN EN 60900/VDE 0680 Part 2				1	11 0804
1000 V Offset screwdriver size 6, DIN EN 60900/VDE 0680 Part 2				1	11 0806
Voltage tester up to 690 V, LED display				1	11 1432
1000 V socket wrench insert size 10, DIN 7448, 1/2 inch square socket				1	11 2600
1000 V socket wrench insert size 11, DIN 7448, 1/2 inch square socket				1	11 2602
1000 V socket wrench insert size 13, DIN 7448, 1/2 inch square socket				1	11 2606
1000 V socket wrench insert size 14, DIN 7448, 1/2 inch square socket				1	11 2608
1000 V socket wrench insert size 17, DIN 7448, 1/2 inch square socket				1	11 2610
1000 V socket wrench insert size 19, DIN 7448, 1/2 inch square socket				1	11 2612
1000 V reversible ratchet, DIN 7449, 1/2 inch				1	11 2628
1000 V T-handle, 1/2 inch				1	11 2650
1000 V open-ended spanner size 10, 105 mm, DIN 7446, 15° cranked				1	11 2708
1000 V open-ended spanner size 13, 132 mm, DIN 7446, 15° cranked				1	11 2714
1000 V open-ended spanner size 17, 160 mm, DIN 7446, 15° cranked				1	11 2720
1000 V open-ended spanner size 19, 170 mm, DIN 7446, 15° cranked				1	11 2722
1000 V open-ended spanner size 22, 195 mm, DIN 7446, 15° cranked				1	11 2724
1000 V slot-head screwdriver 160 mm, DIN EN 60900, 2.5 x 0.4 mm				1	11 7701
1000 V slot-head screwdriver 185 mm, DIN EN 60900, 4.0 x 0.8 mm				1	11 7704
1000 V slot-head screwdriver 245 mm, DIN EN 60900, 6.5 x 1.2 mm				1	11 7706
1000 V slot-head screwdriver 285 mm, DIN EN 60900, 8.0 x 1.2 mm				1	11 7708
1000 V screwdriver PH 1, 7438 mm, 80 mm				1	11 7731
1000 V screwdriver PH 2, 7438 mm, 100 mm				1	11 7732
1000 V nut driver 220 mm, DIN 7445 5.5 x 125 mm				1	11 7805
1000 V nut driver 235 mm, DIN 7445 7.0 x 125 mm				1	11 7807
1000 V nut driver 235 mm, DIN 7445 8.0 x 125 mm				1	11 7808
1000 V nut driver 235 mm, DIN 7445 10.0 x 125 mm				1	11 7810
1000 V One-hand cable shears 160 mm for cables up to 16 mm				1	12 0206
1000 V safety cable stripping knife, straight strong blade, 50 mm				1	12 1042
1000 V protection slip-on snout, size 1, holder 10 mm max. diameter				5	14 0166
1000 V protection slip-on snout, size 2, holder 10 mm max. diameter				5	14 0168
1000 V protection slip-on snout, size 3, holder 10 mm max. diameter				5	14 0170
Plastic clip, 160 mm				2	14 0180
Electrical safety gloves 1000 V, size 10, length 410 mm, material thickness 1.0				1	14 0214
Insulating tape universal, DIN EN 60454, colour red, 25 mm x 25 m				1	16 0145
Case equipped	13.000 g	498/430/235 mm	420/340/50/100/150 mm	1	17 5370

DETAILS OF THE CASE CAN BE FOUND ON PAGE 15



Design	Weight	External dim L/W/H	Intl. dim L/W/H1/H2/H#	PU	CIMCO-item no.
--------	--------	--------------------	------------------------	----	----------------

INDUSTRY TECHNICIAN'S CASE

Tool case ECONOMY				1	17 0936
VDE telephone pliers with bent jaws, 200 mm				1	10 0238
Screw pliers, 160 mm				1	10 0352
VDE high-leverage diagonal cutting pliers, 200 mm				1	10 0528
Electronic diagonal pliers				1	10 1040
1000 V Slot-head screwdriver 3,0 x 0,5 x 100 mm				1	11 7702
1000 V Slot-head screwdriver 4,0 x 0,8 x 100 mm				1	11 7704
1000 V Slot-head screwdriver 5,5 x 1,0 x 125 mm				1	11 7705
1000 V Crosshead screwdriver, PZ 1 x 80 mm				1	11 7751
1000 V Crosshead screwdriver, PZ 2 x 100 mm				1	11 7752
Special screwdriver with combi-profile, PZ FL 1 x 80 mm				1	11 7741
Special screwdriver with combi-profile, PZ FL 2 x 100 mm				1	11 7742
1000 V TORX®-screwdrivers 155 mm, T 10 x 60 mm				1	11 7910
1000 V TORX®-screwdrivers 170 mm, T 15 x 75 mm				1	11 7915
1000 V TORX®-screwdrivers 195 mm, T 20 x 100 mm				1	11 7920
1000 V TORX®-screwdrivers 195 mm, T 25 x 100 mm				1	11 7925
Cable stripper ALLROUNDER, 4 - 15 mm ø				1	12 0009
Automatic wire stripper Power Strip , length 170 mm				1	10 0770
VDE cable shears, 180 mm				1	12 0114
Universal-Schaltchrankschlüssel				1	11 2894
Universal switch cabinet key				1	21 1528
Crimping plier system click 'n' crimp ELECTRICAL ENGINEERING				1	10 6000
Locator Box				1	12 9009
Koffer bestückt	6.500 g	455/395/205 mm	430/390/100/100/200 mm	1	17 0603



Design	Weight	External dim L/W/H	Intl. dim L/W/H1/H2/H#	PU	CIMCO-item no.
--------	--------	--------------------	------------------------	----	----------------

INDUSTRY TECHNICIAN'S CASE, WITH TROLLEY FUNCTION

NEW! **★ TOPSELLER ★**

Tool case CHAMPION-ROLLING CASE				1	17 0932
1000 V Telephone pliers with bent jaws 200 mm, DIN ISO 5745				1	10 0238
Screw pliers, 160 mm				1	10 0352
1000 V diagonal pliers 200 mm, DIN ISO 5749 B				1	10 0528
VDE cable shears, 180 mm				1	12 0114
Electronic diagonal pliers up to 1.3 mm \varnothing , 21°, 132 mm				1	10 1040
1000 V slot-head screwdriver 185 mm, DIN EN 60900, 3.0 x 0.5 mm				1	11 7702
1000 V slot-head screwdriver 185 mm, DIN EN 60900, 4.0 x 0.8 mm				1	11 7704
1000 V slot-head screwdriver 220 mm, DIN EN 60900, 5.5 x 1.0 mm				1	11 7705
1000 V screwdriver PZ 1, 80 mm, DIN 7438				1	11 7741
1000 V screwdriver PZ 2, 100 mm, DIN 7438				1	11 7742
Special screwdrivers with combination profile PZ FL 1 x 80 mm				1	11 7751
Special screwdrivers with combination profile PZ FL 2 x 100 mm				1	11 7752
1000 V screwdriver TORX® 155 mm, T 10 x 60 mm				1	11 7910
1000 V screwdriver TORX® 170 mm, T 15 x 75 mm				1	11 7915
1000 V screwdriver TORX® 195 mm, T 20 x 100 mm				1	11 7920
1000 V screwdriver TORX® 195 mm, T 25 x 100 mm				1	11 7925
JOKARI SENSOR SPEZIAL automatic wire stripper, 4,4 - 7 mm \varnothing				1	10 0746
JOKARI SUPER 4 PLUS wire stripper, 0,2 - 6 mm ²				1	10 0780
click 'n' crimp ELECTRICAL ENGINEERING, incl. 3 press inserts				1	10 6000
Universal switch cabinet key made of die-cast zinc				1	11 2894
Switch cabinet spirit level with magnetic ledge, 250 mm				1	21 1542
Case equipped	9.800 g	478/410/253 mm	465/352/215/40/255 mm	1	17 0600

DETAILS OF THE CASE CAN BE FOUND ON PAGE 11



- 1
- 2
- 3
- 4
- 5
- 6
- 7
- 8
- 9
- 10
- 11
- 12
- 13
- 14
- 15
- 16
- 17
- 18
- 19
- 20
- 21
- 22
- 23
- 24
- 25
- 26

Design	Weight	External dim L/W/H	Intl. dim L/W/H1/H2/H#	PU	CIMCO-item no.
TOOL CASE PERFEKT „ELECTRO“					
★ TOPSELLER ★					
Tool case Perfekt, black				1	17 5075
1000 V Telephone pliers with straight jaws 200 mm DIN ISO 5745				1	10 0216
1000 V Telephone pliers with bent jaws 200 mm, DIN ISO 5745				1	10 0238
1000 V diagonal pliers 160 mm, DIN ISO 5749 B				1	10 0574
JOKARI Super 4 wire stripper				1	10 0760
Electronic diagonal pliers up to 1.3 mm ø, 21°, 132 mm				1	10 1040
Water pump pliers DIN ISO 8976 with handle sleeves 250 mm				1	10 1224
Crimping plier system click 'n' crimp, electrical engineering				1	10 6000
Ball-end hex key set 7 pieces, size 2.5 - 10, pocket-sized holder				1	11 0596
Voltage tester 100-250 V AC 3.0/65 mm				1	11 1280
Precision slot-head screwdriver, colour code white, 2.0 x 0.4 x 60 mm				1	11 1864
1000 V slot-head screwdriver 185 mm, DIN EN 60900, 3.0 x 0.5 mm				1	11 7702
1000 V slot-head screwdriver 185 mm, DIN EN 60900, 4.0 x 0.8 mm				1	11 7704
1000 V slot-head screwdriver 220 mm, DIN EN 60900, 5.5 x 1.0 mm				1	11 7705
1000 V screwdriver PH 1, 80 mm, DIN 7438				1	11 7731
1000 V screwdriver PH 2, 100 mm, DIN 7438				1	11 7732
1000 V screwdriver PZ 1, 80 mm, DIN 7438				1	11 7741
1000 V screwdriver PZ 2, 100 mm, DIN 7438				1	11 7742
Cable shears DUOCUT 160 mm with two-stage cutting area				1	12 0108
PROFI pocket saw with universal blade				1	12 0490
1000 V safety cable stripping knife, straight strong blade, 50 mm				1	12 1042
JOKARI Cable stripping knife, 8 - 28 mm ø				1	12 2016
Case equipped	7.765 g	485/355/180 mm	455/305/100/65/165 mm	1	17 5331



Design	Weight	External dim L/W/H	Intl. dim L/W/H1/H2/H#	PU	CIMCO-item no.
Master Perfekt, black				1	17 5075
1000 V Telephone pliers with straight jaws 200 mm DIN ISO 5745				1	10 0216
1000 V diagonal pliers 160 mm, DIN ISO 5749 B				1	10 0574
Varnish stripper for wires \varnothing 0.6 mm (AWG 22)				1	10 0712
JOKARI Super 4 wire stripper				1	10 0760
Electronic diagonal pliers up to 1.3 mm \varnothing , 21°, 132 mm				1	10 1040
Micro electronic needle nose pliers with bent jaws				1	10 1076
Tweezers, 120 mm				1	10 3016
Offset screwdriver DIN 5200, for slot-head screws, 100 x 5.0 x 0.65 mm				1	11 0620
Offset screwdriver DIN 5200, for crosshead screws, PH 1/PH 2 x 100 mm				1	11 0630
Screw-holding slot-head screwdriver insulated, 4,0 x 0.8 x 125 mm				1	11 0784
Voltage tester 100-250 V AC 3.0/65 mm				1	11 1280
Control mirror				1	11 1600
Combi pick-up tool total length 700 mm ; (usable depth 600 mm)				1	11 1650
Precision slot-head screwdriver, colour code white, 2.0 x 0.4 x 60 mm				1	11 1864
Hexagon socket wrench 210 mm, DIN 3125, size 5.5 x 125 mm				1	11 7205
Hexagon socket wrench 220 mm, DIN 3125, size 7 x 125 mm				1	11 7207
Hexagon socket wrench 220 mm, DIN 3125, size 8 x 125 mm				1	11 7208
Hexagon socket wrench 220 mm, DIN 3125, size 10 x 125 mm				1	11 7210
1000 V slot-head screwdriver 185 mm, DIN EN 60900, 3.0 x 0.5 mm				1	11 7702
1000 V slot-head screwdriver 185 mm, DIN EN 60900, 4.0 x 0.8 mm				1	11 7704
1000 V slot-head screwdriver 220 mm, DIN EN 60900, 5.5 x 1.0 mm				1	11 7705
1000 V screwdriver PH 1, 80 mm, DIN 7438				1	11 7731
1000 V screwdriver PH 2, 100 mm, DIN 7438				1	11 7732
1000 V screwdriver PZ 1, 80 mm, DIN 7438				1	11 7741
1000 V screwdriver PZ 2, 100 mm, DIN 7438				1	11 7742
Cable shears DUOCUT 160 mm with two-stage cutting area				1	12 0108
Universal shears 190 mm, hardness HRC 56 to 58				1	12 0122
1000 V safety cable stripping knife, straight strong blade, 50 mm				1	12 1042
JOKARI Cable stripping knife, 8 - 28 mm \varnothing				1	12 2016
Case equipped	7.350 g	485/355/180 mm	455/305/100/65/165 mm	1	17 5410



Design	Weight	External dim L/W/H	Intl. dim L/W/H1/H2/H#	PU	CIMCO-item no.
TOOL CASE KLASSIK „ELECTRO“					
Master case Klassik, black				1	17 0075
1000 V Telephone pliers with straight jaws 200 mm DIN ISO 5745				1	10 0216
1000 V Telephone pliers with bent jaws 200 mm, DIN ISO 5745				1	10 0238
1000 V diagonal pliers 160 mm, DIN ISO 5749 B				1	10 0574
JOKARI Super 4 wire stripper				1	10 0760
Electronic diagonal pliers up to 1.3 mm ø, 21°, 132 mm				1	10 1040
Water pump pliers DIN ISO 8976 with handle sleeves 250 mm				1	10 1224
Crimping plier system click 'n' crimp, electrical engineering				1	10 6000
Ball-end hex key set 7 pieces, size 2.5 - 10, pocket-sized holder				1	11 0596
Voltage tester 100-250 V AC 3.0/65 mm				1	11 1280
Precision slot-head screwdriver, colour code white, 2.0 x 0.4 x 60 mm				1	11 1864
1000 V slot-head screwdriver 185 mm, DIN EN 60900, 3.0 x 0.5 mm				1	11 7702
1000 V slot-head screwdriver 185 mm, DIN EN 60900, 4.0 x 0.8 mm				1	11 7704
1000 V slot-head screwdriver 220 mm, DIN EN 60900, 5.5 x 1.0 mm				1	11 7705
1000 V screwdriver PH 1, 80 mm, DIN 7438				1	11 7731
1000 V screwdriver PH 2, 100 mm, DIN 7438				1	11 7732
1000 V screwdriver PZ 1, 80 mm, DIN 7438				1	11 7741
1000 V screwdriver PZ 2, 100 mm, DIN 7438				1	11 7742
Cable shears DUOCUT 160 mm with two-stage cutting area				1	12 0108
PROFI pocket saw with universal blade				1	12 0490
1000 V safety cable stripping knife, straight strong blade, 50 mm				1	12 1042
JOKARI Cable stripping knife, 8 - 28 mm ø				1	12 2016
Case equipped	7.945 g	487/425/233 mm	470/348/125/85/210 mm	1	17 0331

DETAILS OF THE CASE CAN BE FOUND ON PAGE 16



Design	Weight	External dim L/W/H	Intl. dim L/W/H1/H2/H#	PU	CIMCO-item no.
Master case Klassik, black				1	17 0075
1000 V telephone pliers with straight jaws 200 mm DIN ISO 5745				1	10 0216
1000 V diagonal pliers 160 mm, DIN ISO 5749 B				1	10 0574
Varnish stripper for wires \varnothing 0.6 mm (AWG 22)				1	10 0712
JOKARI Super 4 wire stripper				1	10 0760
Electronic diagonal pliers up to 1.3 mm \varnothing , 21°, 132 mm				1	10 1040
Micro electronic needle nose pliers with bent jaws				1	10 1076
Tweezers, 120 mm				1	10 3016
Offset screwdriver DIN 5200, for slot-head screws, 100 x 5.0 x 0.65 mm				1	11 0620
Offset screwdriver DIN 5200, for crosshead screws, PH 1/PH 2 x 100 mm				1	11 0630
Screw-holding slot-head screwdriver insulated, 4.0 x 0.8 x 125 mm				1	11 0784
Voltage tester 100-250 V AC 3.0/65 mm				1	11 1280
Control mirror				1	11 1600
Combi pick-up tool total length 700 mm; (usable depth 600 mm)				1	11 1650
Precision slot-head screwdriver, colour code white, 2.0 x 0.4 x 60 mm				1	11 1864
Hexagon socket wrench 210 mm, DIN 3125, size 5.5 x 125 mm				1	11 7205
Hexagon socket wrench 220 mm, DIN 3125, size 7 x 125 mm				1	11 7207
Hexagon socket wrench 220 mm, DIN 3125, size 8 x 125 mm				1	11 7208
Hexagon socket wrench 220 mm, DIN 3125, size 10 x 125 mm				1	11 7210
1000 V slot-head screwdriver 185 mm, DIN EN 60900, 3.0 x 0.5 mm				1	11 7702
1000 V slot-head screwdriver 185 mm, DIN EN 60900, 4.0 x 0.8 mm				1	11 7704
1000 V slot-head screwdriver 220 mm, DIN EN 60900, 5.5 x 1.0 mm				1	11 7705
1000 V screwdriver PH 1, 80 mm, DIN 7438				1	11 7731
1000 V screwdriver PH 2, 100 mm, DIN 7438				1	11 7732
1000 V screwdriver PZ 1, 80 mm, DIN 7438				1	11 7741
1000 V screwdriver PZ 2, 100 mm, DIN 7438				1	11 7742
Cable shears DUOCUT 160 mm with two-stage cutting area				1	12 0108
Universal shears 190 mm, hardness HRC 56 to 58				1	12 0122
1000 V safety cable stripping knife, straight strong blade, 50 mm				1	12 1042
JOKARI Cable stripping knife, 8 - 28 mm \varnothing				1	12 2016
Case equipped	7.150 g	487/425/233 mm	470/348/125/85/210 mm	1	17 6410

DETAILS OF THE CASE CAN BE FOUND ON PAGE 16



1

2

3

4

5

6

7

8

9

10

11

12

13

14

15

16

17

18

19

20

21

22

23

24

25

26



★ TOPSELLER ★

EGO APPRENTICE CASE

- Robust tool case made of shock-resistant plastic with sturdy aluminium frame
- Two robust, lockable clamp locks
- Deep-drawn bottom shell with numerous sub-division options
- Removable bottom cover panel, fitted with tool bags on one side
- Removable tool board with document compartment and a large number of tool pockets
- Size: L x W x H: 395 x 455 x 205 mm
- Weight: empty 3,450 g, full of tools 5,700 g

CIMCO-item no. 17 0500



LIGHT APPRENTICE CASE

- Robust hardshell tool case for professional work in an attractive 2-colour design
- 2 interchangeable clamp locks
- 2 reinforced metal folding hinges as lid support, opening angle more than 90°
- 2 tool boards made from lightweight plastic with sewn-on pockets for holding hand tools
- Spacious document compartment integrated in the upper tool board
- Bottom shell with 3 dividers for storing measuring tools, small parts, tools etc.
- Size: L x W x H: 340 x 430 x 160 mm
- Weight: empty 3,000 g, full of tools 6,250 g

CIMCO-item no. 17 2004



★ TOPSELLER ★

LEATHER APPRENTICE CASE

- Spacious tool case made of resilient cow leather
- 2 front key locks which can be locked and 2 key locks on the sides
- All outer edges reinforced with aluminium edges
- Galvanised, riveted metal bottom tray
- Bottom and lid additionally reinforced
- Folding front panel with document compartment on the front
- Rear, front and side walls with holding straps
- Size: L x W x H: 290 x 435 x 200 mm
- Weight: empty 2,750 g, full of tools 5,600 g

CIMCO-item no. 17 0300

TOOL EQUIPMENT

The **CIMCO ECO, LIGHT and LEATHER apprentice cases** are filled with **23 quality tools** and are equipped as follows:

1000 V pliers

- 1000 V telephone pliers with straight jaws, 200 mm (10 0216)
- 1000 V diagonal pliers, 160 mm (10 0575)

1000 V slot-head screwdriver

- 3.0 x 0.5 x 100 mm (11 7702)
- 4.0 x 0.8 x 100 mm (11 7704)
- 5.5 x 1.0 x 125 mm (11 7705)

1000 V cross-head screwdriver

- Phillips PH 1 x 80 mm (11 7731)
- Phillips PH 2 x 100 mm (11 7732)

1000 V cross-head screwdriver

- Pozidriv PZ 1 x 80 mm (11 7741)
- Pozidriv PZ 2 x 100 mm (11 7742)

Stripping tools

- Cable stripping knife without blade for cables from 8 to 28 mm ø (12 1014)
- Wire stripper SUPER 4 PLUS from 0.2 to 6 mm² (10 0780)
- Inside socket sheath stripper wand from 8 to 13 mm ø (12 2027)

The following quality tools are also included:

- DUOCUT cable shears (12 0108)
- Voltage tester, 2-pin (11 1442)
- 1000 V safety cable stripping knife (12 1042)
- PUK pocket saw, span width 150 mm (12 0502)
- Cross peen hammer, acc. to DIN 1041/1193, 300 g (13 0804)
- Painter's spatula, width 40 mm (13 1324)
- Plaster cup made of soft rubber, ø 125 mm (14 0306)
- Water brush (14 0310)
- Folding ruler, 2 m (21 0004)
- Switch cabinet spirit level 230 mm, torpedo shaped, horizontal, vertical and 45 level (21 1540)
- Carpenter's pencil, black, 240 mm (21 2170)

1

2

3

4

5

6

7

8

9

10

11

12

PLUMBER'S APPRENTICE CASE

NEW!

- Robust tool case made of shock-resistant plastic with sturdy aluminium frame
- 2 robust, lockable clamp locks
- Deep-drawn bottom shell with numerous sub-division options
- Removable bottom cover panel, fitted with tool bags on one side
- Removable tool board with document compartment and a large number of tool pockets
- Size: L x W x H: 395 x 455 x 205 mm
- Weight: empty 3,450 g, full of tools 9,000 g

CIMCO-item no. 17 0528

11

12

INDUSTRY APPRENTICE CASE

NEW!

WITHOUT TROLLEY

- Robust tool case made of shock-resistant plastic with sturdy aluminium frame
- 2 robust, lockable clamp locks
- Deep-drawn bottom shell with numerous sub-division options
- Removable bottom cover panel, fitted with tool bags on one side
- Removable tool board with document compartment and a large number of tool pockets
- Size: L x W x H: 395 x 455 x 205 mm
- Weight: empty 3,450 g, full of tools 9,000 g

CIMCO-item no. 17 0530

20

21

22

23

24

25

26

NEW!

WITH TROLLEY

- Professional hardshell case with integrated roller system
- 4-fold telescopic handle for high mobility and comfort
- Particularly stable thanks to extra wide rollers
- Wide aluminium frame making it very sturdy
- Extremely impact and drop-resistant polypropylene case shells
- Particularly spacious bottom shell with various partitions for individual division into small pockets
- 3 tool boards with numerous pockets of various sizes for safe storage of all kinds of tools
- 2 robust, lockable snap locks
- Size: L x W x H: 375 x 485 x 250 mm
- Weight: empty 6,850 g, full of tools 9,800 g

CIMCO-item no. 17 0532

TOOL EQUIPMENT FOR PLUMBER'S

The CIMCO PLUMBER'S apprentice case is filled with 20 quality tools and is equipped as follows:

1000 V pliers

- 1000 V diagonal pliers, 160 mm (10 0574)

1000 V slot-head screwdriver

- 3.5 x 0.6 x 100 mm (11 7703)
- 5.5 x 1.0 x 125 mm (11 7705)
- 6.5 x 1.2 x 150 mm (11 7706)

1000 V cross-head screwdriver

- Phillips PH 1 x 80 mm (11 7731)
- Phillips PH 2 x 100 mm (11 7732)

The following quality tools are also included:

- S-opening pipe pliers, for 1" pipes (10 1279)
- FastGRIP water pump pliers (10 1230)
- PowerGRIP plier wrench, 250 mm (10 1239)
- PUK pocket saw, span width 150 mm (12 0500)
- SUPER pipe cutter, 6 – 35 mm ø (12 0410)
- Express spanner, size 17 – 19 (11 4011)
- Cross peen hammer, acc. to DIN 1041/1193, 300 g (13 0804)
- Electrician's chisel, 12 mm, (13 0008)
- Switch cabinet spirit level, 230 mm, torpedo shaped, horizontal, vertical and 45° level (21 1540)
- Folding ruler, 2 m (21 0004)
- Plaster cup made of soft rubber, 125 mm ø (14 0306)
- Water brush (14 0310)
- Painter's spatula, width 25 mm (13 1322)
- Carpenter's pencil (21 2170)

TOOL EQUIPMENT FOR INDUSTRY

CIMCO INDUSTRY apprentice cases with and without trolley are filled with 22 quality tools and are equipped as follows:

1000 V shears

- 1000 V cable shears, for cables of 18 mm ø (12 0114)

1000 V pliers

- 1000 V heavy duty diagonal pliers, 200 mm (10 0528)

1000 V slot-head screwdriver

- 3.0 x 0.5 x 100 mm (11 7702)
- 4.0 x 0.8 x 100 mm (11 7704)
- 5.5 x 1.0 x 125 mm (11 7705)

1000 V special screwdriver

- combination profile PZ FL 1 x 80 mm (11 7751)
- combination profile PZ FL 2 x 100 mm (11 7752)

1000 V cross-head screwdriver

- Pozidriv PZ 1 x 80 mm (11 7741)
- Pozidriv PZ 2 x 100 mm (11 7742)

1000 V TORX® screwdriver

- T 10 x 60 (11 7910)
- T 15 x 75 (11 7915)
- T 20 x 100 (11 7920)
- T 25 x 100 (11 7925)

The following quality tools are also included:

- Electronic diagonal pliers without side face, 132 mm (10 1040)
- Special DB switch cabinet key (11 2895)
- Professional switch cabinet spirit level, 250 mm (21 1528)
- JOKARI Sensor Special automatic wire stripper, 4.4 – 7 mm ø (10 0746)
- FLEXI-CRIMP PRO front crimping pliers, square crimp 0.5 – 16 mm² (10 1945)
- Nut driver bit holder (11 4504)
- Digital Multimeter, CAT III 600 V (11 1406)
- COMFORT bit set, 11-piece (11 4590)
- Screw pliers, 160 mm (10 0352)

APPRENTICE CASE ECO PLUS **NEW!**

The new apprentice case ECO PLUS convinces with an excellent 26-piece premium content that leave nothing to be desired!

- Size: L x W x H: 395 x 455 x 205 mm
- Weight: empty 3,450 g, full of tools 6,200 g

TOOL EQUIPMENT ECO PLUS

1000 V pliers

- 1000 V telephone pliers with straight jaws, 200 mm (10 0216)
- 1000 V diagonal pliers, 160 mm (10 0574)

1000 V slot-head screwdriver

- 3.0 x 0.5 x 100 mm (11 7702)
- 4.0 x 0.8 x 100 mm (11 7704)
- 5.5 x 1.0 x 125 mm (11 7705)

1000 V cross-head screwdriver

- Phillips PH 1 x 80 mm (11 7731)
- Phillips PH 2 x 100 mm (11 7732)

1000 V cross-head screwdriver

- Pozidriv PZ 1 x 80 mm (11 7741)
- Pozidriv PZ 2 x 100 mm (11 7742)

1000 V special screwdriver with combination profile

- PZ FL 1 x 80 mm (11 7751)
- PZ FL 2 x 100 mm (11 7752)

JOKARI Stripping tools

- Cable stripping knife without blade, for cables from 8 to 28 mm \varnothing (12 1014)
- Wire stripper SUPER 4 PLUS from 0.2 to 6 mm² (10 0780)
- Inside socket sheath stripper wand from 8 to 13 mm \varnothing (12 2027)

The following quality tools are also included:

- DUOCUT cable shears (12 0108)
- Crimping pliers for wire end ferrules FLEXI-CRIMP 6 (10 1950)
- Voltage tester, 2-pin (11 1442)
- 1000 V safety cable stripping knife (12 1042)
- PUK pocket saw, span width 150 mm (12 0502)
- Cross peen hammer, acc. to DIN 1041/1193, 300 g (13 0804)
- Painter's spatula, width 40 mm (13 1324)
- Plaster cup made of soft rubber, \varnothing 125 mm (14 0306)
- Water brush (14 0310)
- Digital Laser Distance Measurer FVP-30 (21 1563)
- Switch cabinet spirit level 230 mm, torpedo shaped, horizontal, vertical and 45° level (21 1540)
- CIMCO construction marker, graphite (21 3150)

CIMCO-item no. 17 2021



Product video FLEXI-CRIMP 6



HIGHLIGHTS IN THE APPRENTICE CASE ECO PLUS



TOP!

.....
Crimping pliers for wire end ferrules FLEXI-CRIMP 6
 Cross section area from 0.08 to 16 mm²
 (for individual wires), as well as 2 x 0.5 to
 2 x 10 mm² (for twin wire end ferrules)
 (10 1950)

CIMCO construction marker, graphite

Suitable for all surfaces
 (21 3150)



.....
1000 V special screwdriver, with combination profile
 PZ FL 1 and PZ FL 2
 (11 7751, 11 7752)

Digital Laser Distance Measurer FVP-30

Measuring range up to 30 m, Distance, area, volume
 and indirect measuring (21 1563)



Design	Weight	External dim L/W/H	Intl. dim L/W/H1/H2/H#	PU	CIMCO-item no.
--------	--------	--------------------	------------------------	----	----------------

ACCESSORIES FOR THE TOOL CASES

Other accessories and spare parts available on request.

SHOULDER STRAP FOR TOOL CASE GIGANT-S- AND TOOL CASE KLASSIK

With shoulder pad (hook & loop attachment), 2 plastic holders to attach to the tool case, infinitely adjustable between 75 and 135 cm.

Suitable for CIMCO-item no. 17 0075 and 17 0092.

	1	17 0275
--	---	---------



GAS PRESSURE DAMPER FOR GIGANT-S-TOOL CASE

Gas pressure damper, for the best possible support of the case lid.

Suitable for CIMCO-item no. 17 0092.

	1	17 9988
--	---	---------



NEW!

GAS PRESSURE DAMPER FOR GIGANT-TOOL CASE-TROLLEY COMPACT

Gas pressure damper, for the best possible support of the case lid.

Suitable for CIMCO-item no. 17 0098.

	1	17 9908
--	---	---------



NEW!

GAS PRESSURE DAMPER FOR GIGANT-TOOL CASE-TROLLEY PRO

Gas pressure damper, for the best possible support of the case lid.

Suitable for CIMCO-item no. 17 0094.

	1	17 9938
--	---	---------



NEW!

BOTTOM DIVIDERS FOR GIGANT-S-TOOL CASE

Dividers for optimal division of the bottom shell.

Suitable for CIMCO-item no. 17 0092.

	1	17 9991
--	---	---------



NEW!

BOTTOM DIVIDERS FOR GIGANT-TOOL CASE-TROLLEY COMPACT

Dividers for optimal division of the bottom shell.

Suitable for CIMCO-item no. 17 0098.

	1	17 9909
--	---	---------



NEW!

BOTTOM DIVIDERS FOR GIGANT-TOOL CASE-TROLLEY PRO

Dividers for optimal division of the bottom shell.

Suitable for CIMCO-item no. 17 0094.

	1	17 9922
--	---	---------



NEW!

BOTTOM DIVIDERS FOR DIAMANT-TOOL CASE

Dividers for optimal division of the bottom shell.

330 x 19 x 46 mm, Length division, DIAMANT 35/45	1 Paar	17 8182
430 x 19 x 46 mm, Cross classification, DIAMANT 25/35/45	1 Paar	17 8184



TOOL BAGS



VDE Tool bag
CIMCO-item no. 17 0078

THE CIMCO-TOOL BAG ASSORTMENT

Tool bags were manufactured long before tool cases and can be seen as the origin of tool transport. For good reasons, leather bags match their reputation of being almost indestructible given the right care. The simplicity of their structure, together with the selected high-quality materials and the many years of craftsmanship experience guarantee this. In addition, the more flexible materials are well suited to hard everyday use.

Bags are characterised by easy opening, a lower space requirement with a complete overview of the tools located in the tool bag. Not only is the VDE cowhide bag specially designed for maximum access, but it has a foam insert in the bottom as well as additional compartments for an NH safety handle or electrician's protective gloves.



VDE-TOOL BAG

PAGE 51, 54



TOOL BACKPACK

PAGE 51, 55

INDUSTRIAL ELECTRICIAN TOOL BAG L

PAGE 52



TOOL BAG TEXTIL/WOVEN FABRIC

PAGE 51



INDUSTRIAL ELECTRICIAN TOOL BAG S

PAGE 52



TOOL BACKPACK-TROLLEY

PAGE 52

Design	Weight	External dim. W/L/H	Internal dim. L/W/H1/H2/H	PU	CIMCO-item no.
--------	--------	---------------------	---------------------------	----	----------------

EMPTY TOOL BAGS

VDE-TOOL BAG

Double stitched, Electricians's protective gloves protected by reinforced dividing walls in the middle section, Aluminium edges for case strengthening, specially for safety tools and safety devices, all outer edges reinforced with aluminium corners. Side parts, front and back wall, bottom and cover with extra reinforcement, front and back wall can be unfolded to a 90° angle. Lockable key locks, lateral closures, heavy cleat carrying handle, numerous tool pockets, document compartment, lateral loops for shoulder strap, floor studs, foam inserts with recesses for spanner sockets. Particularly safe storage of electricians safety gloves and NH safety handle with two reinforced dividing walls.



Empty bag	5.300 g	480/220/380 mm	325/445/60/65/60/200 mm	1	17 0078
-----------	---------	----------------	-------------------------	---	---------

TOOL BAG TEXTILE/WOVEN FABRIC

Business card compartment on the rear side, Double stitched, Holder for trolley on the rear side, Rubber loop for spirit level. Front tool wall with hook & loop closure, Made of hard-wearing plastic fabric, bag cover with additional reinforcement, for even distribution of the load, 4 strong plastic floor sliders make sure it is stable, the water and dirt resistant plastic coating on the bottom makes it easy to clean, additional elastic straps on the lid, numerous tool insertion straps, trolley holder on the back, practical tool segments to flexibly hold tools on the middle wall, lateral loops for the shoulder straps (included in the scope of delivery). Opening function 30° and 90° (side walls).



Empty bag	4.200 g	470/270/400 mm		1	17 0940
-----------	---------	----------------	--	---	---------

TOOL BACKPACK

Backpack for tool transport and storage, special configuration diversity and high-quality workmanship for professional use: plastic back shell with comfort-padding, adjustable, padded shoulder straps, adjustable lap belt, document compartment on the front, numerous pockets, holding straps and removable inner pockets for tools, small parts, documents etc., carrying handle, 4 strong bottom sliders, numerous compartments, plastic back shell with comfort padding, removable tool boards, will carry up to 15 kg in weight.



Empty bag	2.300 g	340/180/440 mm		1	17 0430
-----------	---------	----------------	--	---	---------

Design	Weight	External dim. W/L/H	Internal dim. L/W/H1/H2/H	PU	CIMCO-item no.
--------	--------	---------------------	---------------------------	----	----------------

1

2

INDUSTRIAL ELECTRICIAN TOOL BAG S

made of durable cowhide, extra robust, front, middle and back panel with 17 pockets with usual internal division, transparent clamping compartment in lid, removable carrying strap, with robust key lock.



3

4

5

6

7

8

Empty bag	1.200 g	340/190/220 mm	250/225/ - /140/140 mm	1	17 6000
-----------	---------	----------------	------------------------	---	---------

9

10

INDUSTRIAL ELECTRICIAN TOOL BAG L

with 2 key locks, extra reinforced bottom and side parts, inner surfaces with leather loops.



11

12

13

14

15

16

Empty bag	920 g	370/125/190 mm	175/330/ - /115/115 mm	1	17 0004
-----------	-------	----------------	------------------------	---	---------

17

18

TOOL BACKPACK TROLLEY

★ TOPSELLER ★

made of wear-resistant and tear-resistant synthetic fabric. With integrated trolley, protective cover for the wheels, 2 padded carrying belts and a handle. The backpack trolley has a padded laptop compartment and a total of 30 different tool holders (15 pockets and 15 rubber straps). In addition, the backpack has 2 fastening straps and 4 outside pockets (2 with zips). The tool boards can be used as needed and they can be easily exchanged or removed with swivel fasteners, will carry up to 15 kg in weight.



19

20

21

22

23

24

25

Empty bag	4.300 g	380/200/500 mm		1	17 0440
-----------	---------	----------------	--	---	---------

26

Design	External dim. L/W/H	PU	CIMCO-item no.
--------	---------------------	----	----------------

ACCESSORIES FOR THE TOOL BAGS

Other accessories and spare parts available on request.

SHOULDER STRAP

Shoulder pad and 2 spring hooks, for tool bags.

length adjustable up to 1500 mm		1	17 0060
---------------------------------	--	---	---------



ROLL-UP TOOL CASE

made of plastic with a fabric backing, with leather strap closure

12 Fächer	530 x 320 mm	1	17 0142
20 Fächer	760 x 320 mm	1	17 0144



BRASS LOCKS

brass block body, hardened steel shackle, with 2 keys

Size mm	Shackle ø mm	Shackle Width mm	Shackle Height mm		
40	6	20	19	1	17 0252



COWHIDE BELT

made of strong, durable, supple full-ring leather

	1200 x 40 mm	1	17 0780
--	--------------	---	---------



1

2

3

4

5

6

7

8

9

10

11

12

13

14

15

16

17

18

19

20

21

22

23

24

25

26

Design	Weight	External dim. W/L/H	PU	CIMCO-item no.
--------	--------	---------------------	----	----------------

EQUIPPED TOOL BAGS

TOOL ASSORTMENT VDE-TOOL BAG

VDE tool bag, signal red			1	17 0078
1000 V plastic flat nose pliers, 200 mm			1	10 0796
1000 V Telephone pliers with straight jaws 200 mm, DIN ISO 5745			1	10 8778
1000 V Telephone pliers with bent jaws 200 mm, DIN ISO 5745			1	10 8780
1000 V Combination pliers with flat jaws 185 mm, DIN ISO 5746			1	10 8782
1000 V high-leverage diagonal cutting pliers 200 mm, DIN ISO 5749, soft and hard wires			1	10 8784
1000 V Wire stripper with adjusting screw 160 mm, for conductors 0.75 - 6 mm ²			1	10 8790
1000 V Offset screwdriver size 5, DIN EN 60900/VDE 0680 Part 2			1	11 0804
1000 V Offset screwdriver size 6, DIN EN 60900/VDE 0680 Part 2			1	11 0806
Voltage tester up to 690 V, LED display			1	11 1432
1000 V socket wrench insert DIN 7448, size 10, 1/2 inch square socket			1	11 2600
1000 V socket wrench insert DIN 7448, size 11, 1/2 inch square socket			1	11 2602
1000 V socket wrench insert DIN 7448, size 13, 1/2 inch square socket			1	11 2606
1000 V socket wrench insert DIN 7448, size 14, 1/2 inch square socket			1	11 2608
1000 V socket wrench insert DIN 7448, size 17, 1/2 inch square socket			1	11 2610
1000 V socket wrench insert DIN 7448, size 19, 1/2 inch square socket			1	11 2612
1000 V Reversible ratchet, 1/2 inch			1	11 2628
1000 V T-handle, 1/2 inch			1	11 2650
1000 V Open-ended spanner size 10 105 mm, DIN 7446, 15° cranked			1	11 2708
1000 V Open-ended spanner size 13 132 mm, DIN 7446, 15° cranked			1	11 2714
1000 V Open-ended spanner size 17 160 mm, DIN 7446, 15° cranked			1	11 2720
1000 V Open-ended spanner size 19 170 mm, DIN 7446, 15° cranked			1	11 2722
1000 V Open-ended spanner size 22 195 mm, DIN 7446, 15° cranked			1	11 2724
1000 V slot-head screwdriver DIN EN 60900 2.5 x 0.4 mm 160 mm			1	11 7701
1000 V slot-head screwdriver DIN EN 60900 4.0 x 0.8 mm 185 mm			1	11 7704
1000 V slot-head screwdriver DIN EN 60900 6.5 x 1.2 mm 245 mm			1	11 7706
1000 V slot-head screwdriver DIN EN 60900 8.0 x 1.2 mm 285 mm			1	11 7708
1000 V cross-head Screwdriver 80 mm PH 1 DIN 7438			1	11 7731
1000 V cross-head Screwdriver 100 mm PH 2 DIN 7438			1	11 7732
1000 V nut driver 220 mm DIN 7445 5.5 x 125 mm			1	11 7805
1000 V nut driver 235 mm DIN 7445 7.0 x 125 mm			1	11 7807
1000 V nut driver 235 mm DIN 7445 8.0 x 125 mm			1	11 7808
1000 V nut driver 235 mm DIN 7445 10.0 x 125 mm			1	11 7810
1000 V One-hand cable shears 160 mm for cables up to 16 mm			1	12 0206
1000 V Safety cable stripping knife, straight strong blade, blade length 50 mm			1	12 1042
1000 V protection slip-on snout size 1 holder 10 mm max. diameter			5	14 0166
1000 V protection slip-on snout size 2 holder 10 mm max. diameter			5	14 0168
1000 V protection slip-on snout size 3 holder 10 mm max. diameter			5	14 0170
Plastic clip, 160 mm			2	14 0180
1000 V Electrical safety gloves, size 10, length 410 mm, material thickness 1.0 mm			1	14 0214
Insulating tape universal DIN EN 60454, colour red 25 mm x 25 mm			1	16 0145
Equipped bag	13.500 g	480/220/380 mm	1	17 0378

Design	Weight	External dim. L/W/H	PU	CIMCO-item no.
--------	--------	---------------------	----	----------------

DETAILS OF THE CASE CAN BE FOUND ON PAGE 51

★ TOPSELLER ★



TOOL BACKPACK “EQUIPPED”

Tool backpack			1	17 0430
1000 V telephone pliers with straight jaws 200 mm, DIN ISO 5745			1	10 0216
1000 V diagonal pliers 160 mm, DIN ISO 5749 B			1	10 0574
JOKARI wire stripper Super 4			1	10 0760
Voltage tester 100-250 V AC 3.0/60 mm			1	11 1280
1000 V slot-head screwdriver DIN EN 60900 3.0 x 0.5 mm 185 mm			1	11 7702
1000 V slot-head screwdriver DIN EN 60900 4.0 x 0.8 mm 185 mm			1	11 7704
1000 V slot-head screwdriver DIN EN 60900 5.5 x 1.0 mm 220 mm			1	11 7705
1000 V cross-head Screwdriver 80 mm test voltage PH 1 DIN 7438			1	11 7731
1000 V cross-head Screwdriver 100 mm PH 2 DIN 7438			1	11 7732
1000 V cross-head Screwdriver 80 mm PZ 1			1	11 7741
1000 V cross-head Screwdriver 100 mm PZ 2			1	11 7742
Cable shears DUOCUT 160 mm, with two-stage cutting area			1	12 0108
JOKARI Cable stripping knife with hook-shaped blade, 8 - 28 mm ø			1	12 1010
Equipped bag	3.400 g	340/180/440 mm	1	17 0420

DETAILS OF THE CASE CAN BE FOUND ON PAGE 51



- 1
- 2
- 3
- 4
- 5
- 6
- 7
- 8
- 9
- 10
- 11
- 12
- 13
- 14
- 15
- 16
- 17
- 18
- 19
- 20
- 21
- 22
- 23
- 24
- 25
- 26

1

2

WORK
*Line***THE FLEXIBLE BAG-SYSTEM
FOR THE PROFESSIONS OF TODAY AND TOMORROW!**

3

4

WORK-Line is more than a complete set of tool bags! Understand WORK-Line as a new organisation system for your work: a combination of carefully considered storage and transport bags, which adapt themselves to your individual needs in different working situations! All elements of WORK-Line are functional and convenient, due to the flexible combination options of the all-purpose bags you also obtain maximum flexibility that corresponds to your changing requirements! All WORK-Line products are made of the wear-resistant and tear-resistant, lightweight and special weatherproof synthetic fabric polyester 600 D in a modern two-colour design. The bags and accessories are visually accentuated with reflector ribbon from 3M. All articles depicted are delivered without content.

5

6

7

**MOBILE PHONE POCKET**

PAGE 57

8

9

10

11

**ELECTRICIAN BELT BAG**

PAGE 57

12

13

14

15

16

17

18

**TOOL DOCUMENT BAG**

PAGE 57, 59, 60

19

20

21

22

23

24

25

26

**ELECTRICIAN
SHOULDER BAG**

PAGE 57

**TOOL BAG-S**

PAGE 57

**TOOL, DOCUMENT
AND LAPTOP BAG**

PAGE 58

Weight	External dim. L/W/H	PU	CIMCO-item no.
--------	---------------------	----	----------------

MOBILE PHONE BAG

Bag especially for mobile phones or for glasses, measuring instruments and other sensitive small devices, specially padded, hook & loop fastening, 2 pencil holders, universal-metal-clip for fixing to belts and bags of all kinds.

70 g	80/35/120 mm	1	17 5102
------	--------------	---	---------



ELECTRICIAN BELT BAG

Tool belt bag with numerous functional details, 1 large pocket and 2 small pockets, 6 different sized elastic fastening straps for screwdrivers, drills etc., large reinforced elastic holder for hammer, pliers etc., metal chain and holder for several rolls of insulating tape, made of strengthened special fabric, belt loop.

350 g	280/50/285 mm	1	17 5112
-------	---------------	---	---------



TOOL STRAP BAG

with numerous functional details in reinforced special fabric, 2 spacious inner compartments, small inner compartment with hook & loop fastening, 6 elastic holders for writing utensils, drills, screwdrivers etc. zipped compartment at the front, bag lid closable with 2 zips (one-hand operation), integrated size-adjustable apron with 3 additional pockets, integrated belt with continuously variable width of up to 160 cm with large snap lock for convenient one-hand operation, belt can also be used as shoulder strap, so that the body bag changes into a shoulder bag.

750 g	300/95/210 mm	1	17 5114
-------	---------------	---	---------



TOOL AND DOCUMENT BAG

Tool bag for service technicians, perfect for smaller maintenance and installation work, 3 pockets for business cards, 2 elastic holders for mobile phone, measuring tape, small tools etc., 18 pockets of different size for tools of any kind, 4 ring binders for catalogues and other documents. Removable clipboard with the following features: clipboard up to max. DIN A4 papers, elastic pen-holder, 9 elastic holders of different size for writing utensils, screwdrivers, small tools etc., zipped bag for small utensils. DIN A4 document compartment on the front with hook & loop fastener on the front, 2 carrying handles.

1300 g	385/70/290 mm	1	17 5130
--------	---------------	---	---------



ELECTRICIAN SHOULDER BAG

Professional storage bag with flexible clipping system for holding all types of tools. 2 removable tool boards, shoulder strap, 2 side pockets, padded carrying handle. Includes two small organiser boxes.

1300 g	200/100/300 mm	1	17 5134
--------	----------------	---	---------



TOOL BAG S

Polyester textile tool bag with EVA foam padding and zip closure. With adjustable shoulder strap with very robust carabiner hook. 3 padded external pockets and 2 carrying handles. A front pocket for small parts and one main compartment with multiple internal pockets and space for large tools. Bottom section in injection moulded plastic for excellent sturdiness and as a protection against moisture.

1300 g	410/230/300 mm	1	17 3136
--------	----------------	---	---------



- 1
- 2
- 3
- 4
- 5
- 6
- 7
- 8
- 9
- 10
- 11
- 12
- 13
- 14
- 15
- 16
- 17
- 18
- 19
- 20
- 21
- 22
- 23
- 24
- 25
- 26

	Weight	External dim. W/L/H	PU	CIMCO-item no.
--	--------	---------------------	----	----------------



PADDED BELT

60 mm wide, continuously variable width from 84 to 116 cm, large snap lock for fast one-hand operation.

130 g			1	17 0782
-------	--	--	---	---------



CORDLESS SCREWDRIVER BAG

Belt holster for inserting all popular common battery screwdrivers, transport securing device with securing band with hook & loop attachment, 4 pockets for accessories such as drill, bits, pencil, etc., particularly sturdy design with padding, reinforced material and seams, belt loops.

120 g	180 x 340 mm		1	17 5104
-------	--------------	--	---	---------



SMALL INVENTORY BAG

Pocket for diverse tools and utensils such as notepad, measuring tape etc., particularly suitable for storing screws and nails thanks to the robust padding. Compartment can be secured using a nylon fabric and rubber closure. Pencil holder, universal metal clip for attaching to belts and bags of all kinds.

130 g	170/90/160 mm		1	17 5108
-------	---------------	--	---	---------



SMALL UNIVERSAL BAG

Bag for tools and utensils, 3 pockets, snap ring for keys, measuring tape etc., hook & loop fastening, universal metal clip for attaching to belts and bags of all kinds.

120 g	105/60/170 mm		1	17 5110
-------	---------------	--	---	---------



TOOL VEST

Greater freedom isn't possible! Tools always close at hand and both hands are free! Numerous functional equipment details for professional use: padded pocket for mobile phones, glasses etc., with hook & loop fixing band and elastic holder for writing utensils, 2 breast-pockets with hook & loop fastening, 1 of which is foldable with 4 inner pockets, 2 large padded waist bags for diverse tools, 1 with hook & loop fastening flap, 8 small elastic holders for writing utensils, drills screwdrivers etc., zip chest pocket for business cards, pocket with window, i.e. for name tag, rivet-reinforced wide holder for hammer, pliers etc., large back pocket with 2 zips for small parts and documents, accessible from the left and right, comfortable padded shoulder straps, vest in standard size, individually adjustable width.

1000 g	480 x 660 mm		1	17 5120
--------	--------------	--	---	---------



TOOL, DOCUMENT AND LAPTOP BAG

The top model of WORK-Line: tool case, briefcase and laptop computer case, all in one! Completely folding tool bag with zip, 9 tool pockets of different size, 15 different elastic holders for small tools, screwdrivers, writing utensils etc., integrated laptop computer bag suitable for all common laptop computers includes separately removable equipment bag for power supply, mouse etc., large document compartment with zip and varyingly large pockets and holders for writing utensils, business cards etc., bag for mobile phone and additional inner zip bag, small external document bag, rubberised carrying handle, detachable, extremely adjustable carrying strap with shoulder pad.

130 g	400/130/320 mm		1	17 5132
-------	----------------	--	---	---------

Design	Weight	External dim. L/W/H	PU	CIMCO-item no.
--------	--------	---------------------	----	----------------

EQUIPPED TOOL BAGS

TOOL ASSORTMENT AND DOCUMENT BAG “LIVE-LINE WORKING”

Tool and document bag for service technician			1	17 5130
1000 V Telephone pliers with straight jaws 200 mm, DIN ISO 5745			1	10 8778
1000 V Combination pliers with flat jaws 185 mm			1	10 8782
1000 V high-leverage diagonal cutting pliers 200 mm, soft and hard wires			1	10 8784
1000 V Wire stripper adjusting screw 160 mm, for conductors 0.75 - 6 mm ²			1	10 8790
1000 V slot-head screwdriver 2.5 x 0.4 mm 160 mm			1	11 7701
1000 V slot-head screwdriver 4.0 x 0.8 mm 185 mm			1	11 7704
1000 V slot-head screwdriver 6.5 x 1.2 mm 245 mm			1	11 7706
1000 V slot-head screwdriver 8.0 x 1.2 mm 285 mm			1	11 7708
1000 V cross-head Screwdriver 80 mm PH 1			1	11 7731
1000 V cross-head Screwdriver 100 mm PH 2			1	11 7732
1000 V Safety cable stripping knife, straight strong blade, 50 mm			1	12 1042
Equipped bag	2.360 g	385/70/290 mm	1	17 0360

DETAILS OF THE BAG CAN BE FOUND ON PAGE 57



Design	Weight	External dim. L/W/H	PU	CIMCO-item no.
--------	--------	---------------------	----	----------------

TOOL ASSORTMENT AND DOCUMENT BAG "SERVICE TECHNICIAN"

Tool and document bag for service technician			1	17 5130
1000 V telephone pliers with straight jaws 200 mm, DIN ISO 5745			1	10 0216
1000 V diagonal pliers 160 mm, DIN ISO 5749 B			1	10 0574
JOKARI Super 4 wire stripper			1	10 0760
Voltage tester 100-250 V AC 3.0/65 mm			1	11 1280
1000 V slot-head screwdriver 3.0 x 0.5 mm 185 mm			1	11 7702
1000 V slot-head screwdriver 4.0 x 0.8 mm 185 mm			1	11 7704
1000 V slot-head screwdriver 5.5 x 1.0 mm 220 mm			1	11 7705
1000 V cross-head Screwdriver 80 mm PH 1			1	11 7731
1000 V cross-head Screwdriver 100 mm PH 2			1	11 7732
1000 V cross-head Screwdriver 80 mm PZ 1			1	11 7741
1000 V cross-head Screwdriver 100 mm PZ 2			1	11 7742
Cable shears DUOCUT 160 mm, with two-stage cutting area			1	12 0108
JOKARI Cable stripping knife with hook-shaped blade, 8 - 28 mm ø			1	12 1010
Equipped bag	3.550 g	385/70/290 mm	1	17 0996

DETAILS OF THE BAG CAN BE FOUND ON PAGE 57




Design	Weight	External dim. L/W/H	PU	CIMCO-item no.
TOOL ASSORTMENT DOCUMENT AND LAPTOP BAG				
Tool, document and laptop bag			1	17 5132
1000 V telephone pliers 200 mm with straight jaws, DIN ISO 5745			1	10 0216
1000 V telephone pliers with bent jaws, DIN ISO 5745			1	10 0238
1000 V diagonal pliers 160 mm, DIN ISO 5749 B			1	10 0574
JOKARI Super 4 wire stripper			1	10 0760
Electronic diagonal pliers 120 mm, oval-round head, diagonal with blade protector			1	10 0802
Electronics needle nose pliers, bent blade, smooth jaws, tip 2.5 x 1.5, 150 mm			1	10 0816
Tweezers, 120 mm			1	10 3016
Voltage tester 100-250 V AC 3.0/60 mm			1	11 1280
Precision screwdriver, slot-head screwdriver white 2.0 x 0.4 x 60 mm			1	11 1864
Precision screwdriver, slot-head screwdriver white 2.5 x 0.4 x 75 mm			1	11 1865
Precision screwdriver, slot-head screwdriver white 4.0 x 0.8 x 150 mm			1	11 1870
Precision cross-head screwdriver, light blue PH 0 x 60 mm			1	11 1877
Precision cross-head screwdriver, light blue PH 1 x 80 mm			1	11 1880
Universal switch cabinet key made of die-cast zinc			1	11 2894
1000 V slot-head screwdriver 2.5 x 0.4 mm 160 mm			1	11 7701
1000 V slot-head screwdriver 3.0 x 0.5 mm 185 mm			1	11 7702
1000 V slot-head screwdriver 4.0 x 0.8 mm 185 mm			1	11 7704
1000 V slot-head screwdriver 5.5 x 1.0 mm 220 mm			1	11 7705
1000 V cross-head Screwdriver 80 mm PH 1			1	11 7731
1000 V cross-head Screwdriver 100 mm PH 2			1	11 7732
JOKARI Coaxi cable sheath stripper for cables from 4.8 - 7.5 mm diameter			1	12 0027
JOKARI Precision insulation stripper PWS-PLUS, red press button, 0.25 - 0.80 mm ø, AWG 30 - 20			1	12 0033
Universal shears 190 mm, hardness HRC 56 to 58			1	12 0122
Telephone shears with serrated blade, bright nickel plated, size 130 mm			1	12 0222
Equipped bag	6.700 g	490/190/405 mm	1	17 3310

DETAILS OF THE BAG CAN BE FOUND ON PAGE 58



STORAGE AND TRANSPORT SYSTEMS



1

2

3

4

5

6

7

8

9

10

11

12

13

14

15

16

17

18

19

20

21

22

23

24

25

26

Design

Size L x W x H

PU

CIMCO-item no.



COMPACT – THE VERSATILE TOOL CASE FOR PROFESSIONALS

Well thought out design down to the smallest detail, in combination with impact-resistant plastic has produced a series of robust all-purpose tool cases – compact design with great flexibility.

Compact cases have low dead weight, but at the same time are very tough. And they don't wear out, rust or get dented. The material used is durable polypropylene, which is also resistant to most acids and chemicals. The Compact is available in several variants and sizes. No matter which variant you decide upon – you always obtain an award-winning design with great durability: The case has been distinguished with 6 international trade awards for innovation, design and user comfort.



COMPACT 20

Tool case with removable tool holder, incl. 6 inserts for the subdivision of the holder, Colour: raaco blue

Carrying capacity: 30 kg, weight: 1.658 g 239 x 474 x 190 mm 1 41 7173



COMPACT 27

Tool case with removable tool holder and 2 drawers for small parts, incl. 6 inserts for the subdivision of the holder or the drawers.

Colour: raaco blue

Carrying capacity: 30 kg, weight: 2.328 g 239 x 474 x 248 mm 1 41 7180



COMPACT 37

Tool case incl. 7 inserts in removable tool holder and dividing walls for the subdivision of the case interior, castors and shoulder strap can be fitted (available as accessories),

Colour: raaco blue

Carrying capacity: 40 kg, weight: 3.270 g 296 x 540 x 230 mm 1 41 7197



COMPACT 47

Tool case with removable tool holder and 2 drawers for small parts, incl. 7 inserts for the subdivision of the holder or the drawers, as well as dividing walls for the subdivision of the case interior, castors and shoulder strap can be fitted (available as accessories),

Colour: raaco blue

Carrying capacity: 40 kg, weight: 4.190 g 296 x 540 x 292 mm 1 41 7203

NEW!

COMPACT 50

Tool case with removable tool holder, incl. 10 inserts for the subdivision of the holder and dividing wall for the subdivision of the case interior. Castors and shoulder strap can be fitted (available as accessories),

Colour: raaco blue

Carrying capacity: 50 kg, weight: 4.020 g 311 x 621 x 260 mm 1 41 7210



COMPACT 62

Tool case with removable tool holder and 4 drawers for small parts, incl. 10 inserts for the subdivision of the holder or the drawers as well as a dividing wall for the subdivision of the case interior, castors and shoulder strap can be fitted (available as accessories),

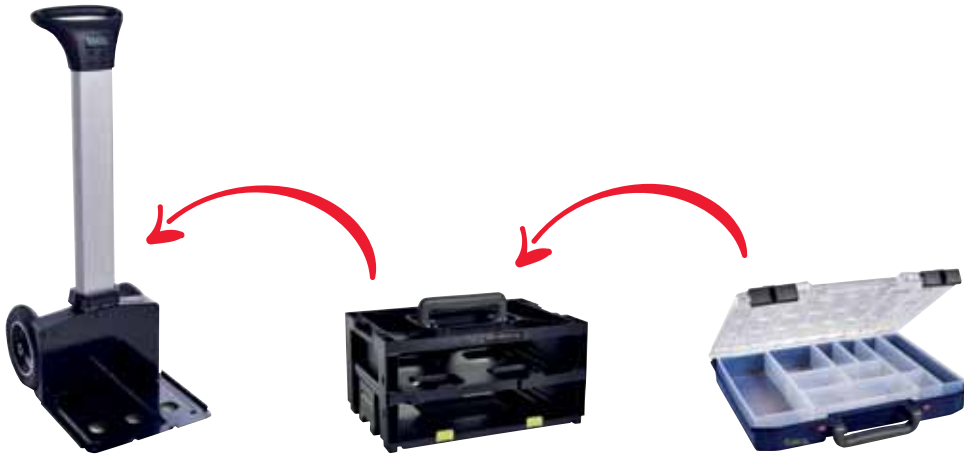
Colour: raaco blue

Carrying capacity: 50 kg, weight: 6.457 g 311 x 621 x 322 mm 1 41 7227

Design	Size L x W x H	PU	CIMCO-item no.
--------	----------------	----	----------------

raaco THE CARRYMORE SYSTEM

The CarryMore system is an intelligent storage and transport system. Combine the various modules individually, in order to transport your tools easily and conveniently to the workplace. The **CarryMore trolley** serves as a basis and can be loaded with different **CarryMores**, which in turn provides space for the individual **CarryLite** boxes. Put together your own personal combination individually.



CarryMore-Trolley

The possibilities are manifold – several CarryMore and a tool bag can be loaded on the CarryMore Trolley and transported to the workplace as a single unit. This way everyone can find the perfect solution for him- or herself and therefore put together an individual CarryMore System as required.

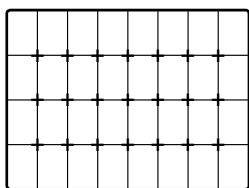
CarryMore

Every CarryMore can accommodate 2 CarryLite, of either 55 or 80 mm overall height. Multiple CarryMore support frames can be stacked and fixed to one another by means of an integrated connection mechanism. Easy access to the case and its contents (e.g. tools) from the front, without having to lift or move a CarryMore and independent of the environment.

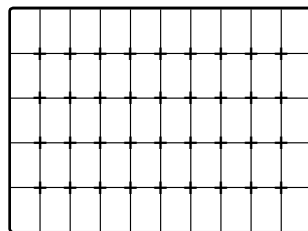
CarryLite

The CarryLite series is available in two sizes in the heights 55 and 80 mm with relocatable inserts, as well as 150 mm high with dividing walls, that you can insert yourself as required.

You can choose between a normal lid or a sandwich lid for package inserts with or without U-profile. Both lid types are manufactured from impact-resistant polycarbonate.



4 x 8



5 x 10



CarryLite is available in 2 different grid dimensions: 4 x 8 and 5 x 10.

CARRYMORE TROLLEY

CARRYMORE TROLLEY

A trolley for the easy transport of several connected CarryMore. Large, practical and ergonomic carrying handle. Large wheels – consequently well suited for stairs. The support plate can be folded up and fixed in the upright position with magnets. Connecting coupling for fixing CarryMore on the trolley. Colour: aluminium

Weight: 11.600 g	575 x 400 x 1.100 mm	1	44 6425
------------------	----------------------	---	---------



NEW!

1
2
3
4
5
6
7
8
9
10
11
12
13
14
15
16
17
18
19
20
21
22
23
24
25
26

- 1
- 2
- 3
- 4
- 5
- 6
- 7
- 8
- 9
- 10
- 11
- 12
- 13
- 14
- 15
- 16
- 17
- 18
- 19
- 20
- 21
- 22
- 23
- 24
- 25
- 26

Design	Size L x W x H	Grid	PU	CIMCO-item-no.
--------	----------------	------	----	----------------

CARRYLITE 55



NEW!

CARRYMORE 55

Storage and transport system, for the storage of 2 CarryLite 55 4 x 8 set cases, with ergonomic carrying handle and locking mechanism for the permanent connection of multiple CarryMore support frames, stop edges that prevent the CarryLite case from slipping out, carrying capacity: 25 kg, weight: 1.800 g, colour: black

empty	278 x 386 x 195 mm	1	44 6388
-------	--------------------	---	---------



NEW!

CARRYMORE 55 x 2

Storage and transport system, fitted with 2 CarryLite 55 4 x 8-16 set cases, with ergonomic carrying handle and locking mechanism for the permanent connection of multiple CarryMore support frames, stop edges that prevent the CarryLite case from slipping out, carrying capacity: 25 kg, weight: 3.696 g, colour: black

incl. 2 Carrylites 55 4 x 8-16	278 x 386 x 195 mm	1	44 6395
--------------------------------	--------------------	---	---------



NEW!

CARRYLITE 55 4 x 8, INCL. 10 INSERTS

equipped with slide locks and carrying handle, 2 red marks on the locks indicate whether the case is closed correctly, with U-profiles in the lid, which prevent the contents slipping during transport, set case with 10 inserts: 1 x type A9-1, 2 x type A9-2, 1 x type A9-3, 1 x type A9-4, 2 x type A8-1, 1 x type A8-2, 1 x type A7-1 and 1 x type A7-2, colour: raaco blue

Carrying capacity: 8 kg, weight: 0.924 g	278 x 337 x 57 mm	4 x 8	1	44 4568
------------------------------------------	-------------------	-------	---	---------



★ TOPSELLER ★

CARRYLITE 55 5 x 10, INCL. 25 INSERTS

equipped with slide locks and carrying handle, 2 red marks on the locks indicate whether the case is closed correctly, with U-profiles in the lid, which prevent the contents slipping during transport, set case with 10 inserts: 1 x type A9-1, 2 x type A9-2, 1 x type A9-3, 1 x type A9-4, 2 x type A8-1, 1 x type A8-2, 1 x type A7-1 and 1 x type A7-2, colour: raaco blue

Carrying capacity: 10 kg, weight: 1.447 g	330 x 413 x 57 mm	5 x 10	1	41 9191
-------------------------------------------	-------------------	--------	---	---------



NEW!

CARRYLITE 55 4 x 8 DLU, INCL. 16 INSERTS WITH INSERT COMPARTMENT FOR DOCUMENTS

equipped with carrying handle and 2 slide locks, 2 red marks on the locks indicate, whether the case is closed correctly, set case incl. sandwich lid with U-profiles, which prevent the contents from slipping during transport, sandwich lid with insert compartment, e.g. for up to 5 loose sheets of paper à 80 g, incl. 8 x inserts type A9-1 and 4 x type A8-1, 2 x type A8-2, 2 x type A7-1, colour: raaco blue

Carrying capacity: 8 kg, weight: 1.125 g	278 x 337 x 58 mm	4 x 8	1	44 5572
------------------------------------------	-------------------	-------	---	---------



NEW!

CARRYLITE 55 5 x 10 DLU, INCL. 25 INSERTS WITH INSERT COMPARTMENT FOR DOCUMENTS

equipped with carrying handle and 2 slide locks, 2 red marks on the locks indicate, whether the case is closed correctly. Set case incl. sandwich lid with U-profiles, which prevent the contents from slipping during transport, sandwich lid with insert compartment, e.g. for up to 5 loose sheets of paper à 80 g, incl. 10 x inserts type A9-1 and 10 type A8-1 and 5 x type A7-1, colour: raaco blue

Carrying capacity: 10 kg, weight: 1.722 g	330 x 413 x 58 mm	5 x 10	1	44 5596
-------------------------------------------	-------------------	--------	---	---------



NEW!

CARRYLITE 55 4 x 8

Set case with U-profiles in the lid, which prevent the contents from slipping during transport, can be subdivided with inserts type 55 (see table), incl. slide locks and carrying handle, 2 red marks on the locks indicate, whether the case is closed correctly, colour: raaco blue

Carrying capacity: 8 kg, weight: 0.639 g	278 x 337 x 57 mm	4 x 8	1	44 2830
------------------------------------------	-------------------	-------	---	---------

Design	Size L x W x H	Grid	PU	CIMCO-item-no.
--------	----------------	------	----	----------------

CARRYLITE 55 5 x 10

Set case with U-profiles in the lid, which prevent the contents from slipping during transport, can be subdivided with inserts of the type 55 (see table), incl. slide locks and carrying handle, 2 red marks on the locks indicate, whether the case is closed correctly, colour: raaco blue

Carrying capacity: 10 kg, weight: 0.987 g	330 x 413 x 57 mm	5 x 10	1	41 7500
-------------------------------------------	-------------------	--------	---	---------



INSERTS FOR CARRYLITE 55 4 x 8-0 AND CARRYLITE 55 5 x 10-0

Height 47 mm

Type	Grid dim. lengthwise	Grid dim. wide	Length mm	Width mm		
55 A9-1	1	1	55	39	1	40 0274
55 A9-2	2	1	109	39	1	41 4578
55 A9-3	3	1	163	39	1	41 4653
55 A9-4	4	1	218	39	1	41 4585
55 A8-1	1	2	55	79	1	40 5590
55 A8-2	1	4	55	157	1	41 4592
55 A8-3	1	6	55	235	1	41 4608
55 A7-1	2	2	109	79	1	40 5583
55 A7-2	4	2	218	79	1	40 3695
55 A6-1	2	4	157	109	1	40 5576



40 0274



41 4585



41 4608



40 5576



41 4578



41 4653



40 5590



41 4592



40 5583



40 3695

CARRYLITE 80 AND 150

CARRYLITE 150-9

Set case with U-profiles in the lid, which prevent the contents from slipping during transport, incl. removable dividing walls, equipped with 2 slide locks and carrying handle, 2 red marks on the locks indicate, whether the case is closed correctly, carrying capacity: 20 kg, weight: 1.822 g, colour: raaco blue

empty	330 x 413 x 147 mm	1	41 8958
-------	--------------------	---	---------



CARRYMORE 80

Storage and transport system, for keeping 2 CarryLite 80 4 x 8 set cases, with ergonomic carrying handle and locking mechanism for the permanent connection of multiple CarryMore support frames, stop edges that prevent the CarryLite cases from slipping out, carrying capacity: 25 kg, weight: 1.935 g, colour: black

empty	278 x 386 x 241 mm	1	44 6401
-------	--------------------	---	---------

NEW!



CARRYMORE 80 x 2

Storage and transport system with 2 CarryLite 80 4 x 8-9, with ergonomic handle and locking mechanism for the connection of multiple support frames. Stop edges that prevent the CarryLite cases from slipping out, Carrying capacity: 25 kg, weight: 3.909 g, colour: black

incl. 2 CarryLite 80 4 x 8-9	278 x 386 x 241 mm	1	44 6418
------------------------------	--------------------	---	---------

NEW!



CARRYLITE 80 4 x 8, INCL. 9 INSERTS

equipped with slide locks and carrying handle, 2 red marks on the locks indicate, whether the case is closed correctly, with U-profiles in the lid, which prevent the contents from slipping during transport, set case with 9 inserts: 4x type BA8-1, 1x type BA8-2, 2x type BA7-1, 2x type CA7-1, colour: raaco blue

Carrying capacity: 10 kg, weight: 0.987 g	278 x 337 x 79 mm	4 x 8	1	44 3608
-------------------------------------------	-------------------	-------	---	---------

NEW!



- 1
- 2
- 3
- 4
- 5
- 6
- 7
- 8
- 9
- 10
- 11
- 12
- 13
- 14
- 15
- 16
- 17
- 18
- 19
- 20
- 21
- 22
- 23
- 24
- 25
- 26

Design	Size L x W x H	Grid	PU	CIMCO-item-no.
--------	----------------	------	----	----------------

★ TOPSELLER ★

CARRYLITE 80 5 x 10, INCL. 15 INSERTS

incl. slide locks and carrying handle, 2 red marks on the locks indicate, whether the case is closed correctly, with U-profiles in the lid, which prevent the contents from slipping during transport, set case with 15 inserts, 5x type BA8-1, 10x type BA7-1, colour: raaco blue



Carrying capacity: 13 kg, weight: 1.612 g	330 x 413 x 79 mm	5 x 10	1	41 8774
-------------------------------------------	-------------------	--------	---	---------

CARRYLITE 80 4 x 8 DLU, INCL. 12 INSERTS WITH INSERT COMPARTMENT FOR DOCUMENTS

Set case incl. sandwich lid with U-profiles, which prevent the contents from slipping during transport, sandwich lid with insert compartment, e.g. for up to 5 loose sheets of paper à 80 g, equipped with carrying handle and 2 slide locks, 2 red marks on the locks indicate, whether the case is closed correctly, incl. 8x inserts type BA8-1 and 4x type BA7-1, colour: raaco blue



NEW!

Carrying capacity: 10 kg, weight: 1.246 g	278 x 337 x 82 mm	4 x 8	1	44 5589
-------------------------------------------	-------------------	-------	---	---------

CARRYLITE 80 5 x 10 DLU, INCL. 20 INSERTS WITH INSERT COMPARTMENT FOR DOCUMENTS

Set case incl. sandwich lid with U-profiles, which prevent the contents from slipping during transport, sandwich lid with insert compartment, e.g. for up to 5 loose sheets of paper à 80 g, equipped with carrying handle and 2 slide locks, 2 red marks on the locks indicate, whether the case is closed correctly, incl. 15x inserts type BA8-1 and 5x type BA7-1, colour: raaco blue



NEW!

Carrying capacity: 13 kg, weight: 1.971 g	330 x 413 x 82 mm	5 x 10	1	44 5619
-------------------------------------------	-------------------	--------	---	---------

CARRYLITE 80 4 x 8

Set case with U-profiles in the lid, which prevent the contents from slipping during transport, can be subdivided with inserts of the type 80 (see table), incl. slide locks and carrying handle, 2 red marks on the locks indicate, whether the case is closed correctly, colour: raaco blue



NEW!

Carrying capacity: 10 kg, weight: 0.704 g	278 x 337 x 79 mm	4 x 8	1	44 2793
-------------------------------------------	-------------------	-------	---	---------

CARRYLITE 80 5 x 10


Set case with U-profiles in the lid, which prevent the contents from slipping during transport, can be subdivided with inserts of the type 80 (see table), incl. slide locks and carrying handle, 2 red marks on the locks indicate, whether the case is closed correctly, colour: raaco blue



Carrying capacity: 13 kg, weight: 1.044 g	330 x 413 x 79 mm	5 x 10	1	41 7494
-------------------------------------------	-------------------	--------	---	---------

INSERTS FOR CARRYLITE 80 4 x 8 AND CARRYLITE 80 5 x 10

Height 69 mm



Type	Grid dim. lengthwise	Grid dim. wide	Length mm	Width mm		
80 BA8-1	1	2	55	79	1	41 9276
80 BA8-2	1	4	55	157	1	41 9283
80 BA8-3	1	6	55	235	1	41 9290
80 BA7-1	2	2	109	79	1	41 9306
80 BA7-2	4	2	218	79	1	41 9313
80 BA6-1	2	4	109	157	1	41 9320

Design	Size L x W x H	Grid	PU	CIMCO-item-no.
--------	----------------	------	----	----------------

PSC-ASSORTMENT BOXES

HANDYBOX FOR PSC SET CASES

Sturdy, handy transport device for holding up to 4 PSC set cases 57 mm high and 338 mm long as drawers, carrying handle, transport safeguard against the PSC set cases sliding out unintentionally, connection fittings for non-slip mounting of several boxes next to each other, also suitable for wall mounting.

Weight (empty): 1.81 kg, dimensions: 376 x 265 x 310 mm

incl. 2 x 41 2987 and 2 x 40 8423	1 Set	41 2004
Empty	1	40 1943



PSC FIX

Set cases with fixed interior division.

Type	Small cmpt.	Weight (kg)	Dimensions (mm)		
fix-9	9	0.30	240 x 195 x 43	1	41 5384
fix-12	12	0.14	175 x 145 x 32	1	41 2857
fix-15	15	0.73	338 x 260 x 57	1	41 5407
fix-18	18	0.34	240 x 195 x 43	1	40 9963
fix-32	32	0.82	338 x 260 x 57	1	41 5414



PSC VARIO

Assortment box incl. sliding closure. Can be divided by inserts type 55.

Type	Small cmpt.	Weight (kg)	Dimensions (mm)		
vario-15	15	0.90	338 x 261 x 57 4 x 8	1	41 2987
vario-17	17	0.89	338 x 261 x 57 4 x 8	1	40 8423



PSC VARIO, WITHOUT INSERTS

Set cases with variable inner compartment through the use of inserts of the CARRY-LITE 55 series, case lid with U-profiles for non-slip storage of materials and loose inserts. With ergonomic carrying handle (not PSC vario 240).

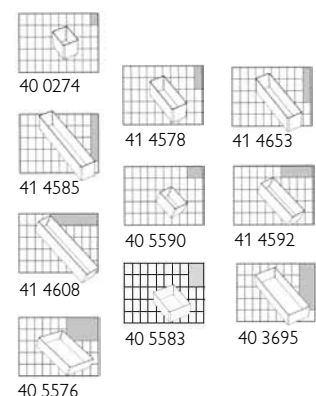
Type	Small cmpt.	Weight (kg)	Dimensions (mm)		
vario-240	none (empty)	0.25	241 x 195 x 56 4 x 4	1	41 1898
vario-340	none (empty)	0.59	338 x 261 x 57 4 x 8	1	41 2970



INSERTS FOR PSC VARIO

Height 47 mm

Type	Grid dim. lengthwise	Grid dim. wide	Length mm	Width mm	
55 A9-1	1	1	55	39	40 0274
55 A9-2	2	1	109	39	41 4578
55 A9-3	3	1	163	39	41 4653
55 A9-4	4	1	218	39	41 4585
55 A8-1	1	2	55	79	40 5590
55 A8-2	1	4	55	157	41 4592
55 A8-3	1	6	55	235	41 4608
55 A7-1	2	2	109	79	40 5583
55 A7-2	4	2	218	79	40 3695
55 A6-1	2	4	157	109	40 5576



WORKSHOP TROLLEY

extremely robust and strong, a ribbed rubber mat protects the top level, telescopic full-extension, oil-resistant rubber wheels ø 125 mm, 8 side compartments for storing, 7 drawers (interior dimensions: 640 x 417 mm):

1 drawer 665 x 44 x 50 mm, 4 drawers 665 x 445 x 70 mm, 2 drawers 665 x 445 x 168 mm, maximum load per drawer: 30 kg, total carrying weight maximum 280 kg.

Mounting: 12 x screwdrivers 1000 V (PZ, slot-head, tapping), 14 x screwdrivers 1000 V (TORX®, precision), 8 x pliers, 5 x crimping tools, 12 x ring spanners, 12 x open-end wrench with ratchet function, 6 x striking tools, 9 x stripping tools, 9 x measuring and screwing tools, 1 x foam empty

trolley empty	1	17 7500
trolley equipped	1	17 7502



PLIERS

1000 V diagonal pliers
CIMCO-item no. 10 0577

1000 V diagonal pliers **Diamant**
CIMCO-item no. 10 0000

Electronic diagonal end cutter
CIMCO-item no. 10 0826

1

2

3

4

5

6

7

8

9

10

11

12

13

14

15

16

17

18

19

20

21

22

23

24

25

26



VDE-TESTED SAFETY PLIERS WITH 1000 V PROTECTIVE INSULATION

The range of pliers that is exclusively „Made in Germany“ undergoes a series of unrivalled future-oriented, robot-supported production processes. The work sequences are implemented with the aid of robots, from forging to grinding and polishing, right through to the dielectric strength testing of the insulating material coating in order to ensure a consistent standard of quality. Ergonomic design handle sleeves in a modern 2-component design made of premium plastic with excellent tactile properties. Superb grip thanks to non-slip, non-adhesive surface when dealing with wet conditions and dirt. Excellent skin-tolerance, insulation during extreme temperatures, electrical shocks and vibrations. Resistance against perspiration, salt water, oil, many chemicals and UV radiation.

Pliers of the Diamant-Plus series conform to the current standards of IEC 900, IEC 60900 and VDE 0682/Part 201. These strict safety directives prescribe 10 different quality checks for the insulation protection of all pliers. Besides the type examination, the independent testing body of the VDE also regularly carries out inspections of the production and the storage. Each individual set of pliers is tested in a water bath for disruptive discharges and flashovers at a testing voltage of 10,000 Volt AC. As a result, we guarantee that safety has been tested on all pieces.

Optimised lever ratios, ease of operation and user-friendly grip design that permit energy-saving and ergonomic working for the hand, manufactured using the most suitable high alloy tool steels, hardened completely in oil, all blades are additionally induction hardened, surfaces are polished to a high-sheen and are meticulously chrome-plated.



10 YEAR DURABILITY GUARANTEE

on all Diamant-Plus pliers. If defects in the material or processing can be proven, we will provide you with a replacement free of charge! Please ask for the exact guarantee terms at your local CIMCO dealer or from CIMCO directly.

DESCRIPTION OF THE SYMBOLS

Energised work	With cutting bevel	Flat nose pliers	Wire type soft	Wire type Piano
VDE/GS tested	With slight cutting bevel	Flat-round pliers	Wire type medium-hard	Wire type rope
Cutting hardness in HRC	Single joint	Round nose pliers	Wire type hard	Wire type Cu-cable
Ridged gripping surfaces	Lap joint			
Gripping surfaces ridged at an angle	Box joint			

- Set the adjusting screw to the desired conductor cross section to be stripped by turning it (left / right).
- Secure the adjusting screw using the counter nut.
- Insert the cable.
- Close the pliers by exerting pressure and strip off the plastic sheathing.



1000 V HEAVY DUTY DIAGONAL PLIERS



160 (6")	1	10 0526
200 (8")	1	10 0528



1000 V DIAGONAL PLIERS



145 (5,5")	1	10 0572
160 (6")	1	10 0574
180 (7")	1	10 0577



1000 V STRIPPING DIAGONAL PLIERS



Single joint, with induction hardened precision blade (approx. 64 HRC) for hard, medium hard and soft wire, in addition with two stripping functions for solid and stranded conductors 1.5 mm² and 2.5 mm²

160 (6")	1	10 0652
----------	---	---------

Design	Size mm	PU	CIMCO-item no.
--------	---------	----	----------------

DIAGONAL SEALING PLIERS

Single joint with induction hardened precision blades (approx. 64 HRC), for all wires, also for piano wire, made from electric steel, with 8 mm ø punches



	160 (6")	1	10 0030
loose punch	8 mm ø	1	10 1732



1000 V COMBINATION PLIERS

according to DIN ISO 5746, single joint, with induction hardened precision blades (approx. 64 HRC), for all wires, also including piano wire, made from special tool steel, with slightly conical, ridged gripping surfaces and ridged opening (burner hole)

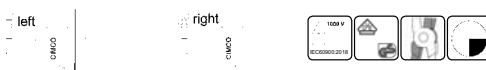


	160 (6")	1	10 0334
	180 (7")	1	10 0336
	200 (8")	1	10 0338



1000 V WIRE STRIPPER

Single joint, with adjusting screw for setting the desired wire- or stranded wire diameter, for solid and stranded conductors up to 5 mm ø or 0.75 mm² to 6 mm², with internal opening spring



	160 (6")	1	10 0686
--	----------	---	---------



1000 V TELEPHONE PLIERS WITH STRAIGHT JAWS

according to DIN ISO 5745, single joint, with induction hardened precision blades (approx. 60 HRC), long, flat-round jaws (needle nose pliers), ridged gripping surfaces and ridged opening (burner hole), with blades for hard and soft wire



	160 (6")	1	10 0214
	200 (8")	1	10 0216



1000 V TELEPHONE PLIERS WITH BENT JAWS

according to DIN ISO 5745, single joint, 45° angled jaws, with induction hardened precision blades (approx. 60 HRC), long, flat-round jaws (needle nose pliers), ridged gripping surfaces and ridged opening (burner hole), with blades for hard and soft wire



	160 (6")	1	10 0236
	200 (8")	1	10 0238



1000 V FLAT NOSE PLIERS (LONG FLAT NOSE PLIERS)

according to DIN ISO 5745, single joint, long, flat jaws, jaw length 50 mm, ridged gripping surfaces



	160 (6")	1	10 0024
--	----------	---	---------



1000 V ROUND NOSE PLIERS (LONG FLAT NOSE PLIERS)

according to DIN ISO 5745, single joint, long, round jaws, jaw length 50 mm, finely ridged gripping surfaces



	160 (6")	1	10 0062
--	----------	---	---------



WATER PUMP PLIERS

according to DIN ISO 8976, with box joint, self-clamping on the workpiece, with ridged opening (burner hole), made from chrome-vanadium steel






without handle sleeves	250 (10")	1	10 1222
with handle sleeves	250 (10")	1	10 1224



- 1
- 2
- 3
- 4
- 5
- 6
- 7
- 8
- 9
- 10
- 11
- 12
- 13
- 14
- 15
- 16
- 17
- 18
- 19
- 20
- 21
- 22
- 23
- 24
- 25
- 26

- 1
- 2
- 3
- 4
- 5
- 6
- 7
- 8
- 9
- 10
- 11
- 12
- 13
- 14
- 15
- 16
- 17
- 18
- 19
- 20
- 21
- 22
- 23
- 24
- 25
- 26

Design	Size mm	PU	CIMCO-item-no.
1000 V PLIERS SET, 4-PIECE			
			
	Heavy duty diagonal pliers	200 (8")	10 0528
	Telephone pliers with straight jaws	200 (8")	10 0216
	Combination pliers	180 (7")	10 0336
	Wire stripper	160 (6")	10 0686
		1	10 4020

PLIERS SET, 3-PIECE			
	Water pump pliers	250 (10")	10 1224
	Telephone pliers with bent jaws	200 (8")	10 0238
	Diagonal pliers	160 (6")	10 0574
		1	10 4022

 **1000 V DIAGONAL PLIERS Diamant**

according to DIN ISO 5749

Cutting performance: A special blade geometry, optimised hand power transmission and most suitable material quality ensure astonishingly low cutting forces on all types of cables and conductors.

Surface coating: Thanks to new technological possibilities, the diagonal pliers are given a double primer coat as well as a more refined surface coating that ensures a high level of wear resistance and improved corrosion protection.

Handle sleeves: Ergonomically designed handle sleeves in a modern two-component design made of premium plastic with excellent tactile properties, VDE-certified insulation protection up to 1000 Volt AC according to DIN EN 60900:2004.

	160	1	10 0000
--	-----	---	---------



Image video
problems solvers

SCREW PLIERS

The patented 2-component screw pliers that have been awarded the Design Prize is the ideal problem solver for embedded, dirty or corrosion-damaged screws. The special head shape of the pliers securely surrounds the screw head, thus loosening the screws which can no longer be removed with conventional tools. Single joint with arched, vertically ridged gripping surfaces, for all self-tapping or metric screws from M1 – M3

	130	1	10 0350
--	-----	---	---------

Single joint, with induction hardened precision blade (approx. 58 HRC), for hard, medium-hard and soft wire. Arched, horizontally and vertically ridged gripping surfaces, for all self-tapping or metric screws from M2 - M6

	160	1	10 0352
--	-----	---	---------



Design	Size mm	PU	CIMCO-item no.
--------	---------	----	----------------

IMMERSION INSULATED SAFETY PLIERS

Handles with two-colour plastic dip insulation for optimum safety. In the event of damage to the outer red insulation layer, the lower orange plastic insulation that is now visible indicates that 100 % safety in accordance with the safety standards can no longer be guaranteed.



1000 V HEAVY DUTY DIAGONAL PLIERS

according to DIN ISO 5749 A, lap joint, with induction hardened precision blade (approx. 64 HRC), for all types of wire, also including piano wire, made of electric steel



160 (6")	1	10 8789
200 (8")	1	10 8784



1000 V DIAGONAL PLIERS

according to DIN ISO 5749 B, single joint with induction hardened precision blade (approx. 64 HRC), for all types of wire, including piano wire, made from electric steel



145 (5,5")	1	10 8785
160 (6")	1	10 8786
180 (7")	1	10 8787



1000 V STRIPPING DIAGONAL PLIERS

Single joint, with induction hardened precision blade (approx. 64 HRC) for hard, medium-hard and soft wire, in addition with two stripping functions for solid and stranded conductors 1.5 mm² and 2.5 mm²



160 (6")	1	10 8792
----------	---	---------



1000 V FLAT NOSE PLIERS (LONG FLAT NOSE PLIERS)

according to DIN ISO 5745, single joint, Long, flat jaws, jaw length 50 mm, ridged gripping surfaces



160 (6")	1	10 8771
----------	---	---------



1000 V ROUND NOSE PLIERS (LONG FLAT NOSE PLIERS)

according to DIN ISO 5745, single joint, Long, round jaws, jaw length 50 mm, finely ridged gripping surfaces



160 (6")	1	10 8773
----------	---	---------



1000 V TELEPHONE PLIERS WITH STRAIGHT JAWS

according to DIN ISO 5745, single joint, with induction hardened precision blade (approx. 60 HRC), long, flat-round jaws (needle nose pliers), ridged gripping surfaces and ridged opening (burner hole), with blades for hard and soft wire












160 (6")	1	10 8779
200 (8")	1	10 8778



- 1
- 2
- 3
- 4
- 5
- 6
- 7
- 8
- 9
- 10
- 11
- 12
- 13
- 14
- 15
- 16
- 17
- 18
- 19
- 20
- 21
- 22
- 23
- 24
- 25
- 26

1
2
3
4
5
6
7
8
9
10
11
12
13
14
15
16
17
18
19
20
21
22
23
24
25
26





Design	Size mm	PU	CIMCO-item-no.
	1000 V TELEPHONE PLIERS WITH BENT JAWS according to DIN ISO 5745, single joint, jaws at a 45° angle, with induction hardened precision blade (approx. 60 HRC), long, flat-round jaws (needle nose pliers), ridged gripping surfaces and ridged opening (burner hole), with blades for hard and soft wire		
	160 (6")	1	10 8777
	200 (8")	1	10 8780
	1000 V COMBINATION PLIERS according to DIN ISO 5746, single joint, with induction hardened precision blade (approx. 64 HRC), for all wires, also including piano wire, made from special tool steel with slightly conical, ridged gripping surfaces and ridged opening (burner hole)		
	160 (6")	1	10 8781
	180 (7")	1	10 8782
200 (8")	1	10 8783	
	1000 V WATER PUMP PLIERS according to DIN ISO 8976, with box joint, self-clamping on the workpiece, with ridged opening (burner hole), made from chrome-vanadium steel		
	250 (10")	1	10 8724
	1000 V WIRE STRIPPER Single joint, with adjusting screw for setting to the desired wire- or strand diameter, for solid and stranded conductors up to 5 mm ø or 0.75 mm ² to 6 mm ² , with internal opening spring		
	160 (6")	1	10 8790
	1000 V SAFETY PLIERS SET, 4-PIECE Double dip-coated handles		
	Telephone pliers, straight	200 (8")	10 8778
	Combination pliers	180 (7")	10 8782
	Heavy duty diagonal pliers	200 (8")	10 8784
	Wire stripper	160 (6")	10 8790
		1	10 8002
	1000 V PLASTIC TELEPHONE PLIERS made of impact-resistant, fibre-glass reinforced plastic with 2-component handles, ridged gripping surfaces and narrow tips, robust design, can be used at temperatures as low as -40 °C		
	180	1	10 0790
	1000 V PLASTIC GRIP PLIERS made of impact-resistant, glass fibre reinforced plastic with 2-component handles, gripping zone with 8 openings for different cable diameters, without blades, robust design, can be used at temperatures as low as -40 °C		
	180	1	10 0792
	1000 V PLASTIC COMBINATION PLIERS made of impact-resistant, fibre-glass reinforced plastic with 2-component handles, with blade inserts made of special steel, extra-long blades for flexible conductors with diameters of up to 12 mm as well as medium-hard wire, gripping zone with 3 openings for different cable diameters, robust design, can be used at temperatures as low as -40 °C		
	190	1	10 0794
	1000 V PLASTIC CABLE CUTTER made of impact-resistant, fibre-glass reinforced plastic with 2-component handles, with blade inserts made of special steel, for flexible Al and Cu conductors with diameters of up to 15 mm, excellent cutting performance, robust design, can be used at temperatures as low as -40 °C		
	170	1	12 0790

Design	Size mm	PU	CIMCO-item no.
--------	---------	----	----------------

PRECISION ELECTRONIC PLIERS WITH BOX JOINT, DROP-FORGED DESIGN

High-precision design made of special steel, easily self-opening thanks to double leaf springs, excellent durability, finely ground surfaces with ergonomically-designed 2-component handle sleeves (in ESD or 1000 V design on request)

ELECTRONIC DIAGONAL PLIERS

Oval-round head, diagonal, with side face		120	1	10 0802
Oval-round head, diagonal, without side face		120	1	10 0804
Pointed head, flat, with side face		120	1	10 0806
Pointed head, flat, without side face		120	1	10 0808

ELECTRONIC END CUTTER

with wide blade and side face		120	1	10 0810
-------------------------------	-----------------------------------------------------------------------------------	-----	---	---------

ELECTRONIC DIAGONAL END CUTTER WITH STRIPPING FUNCTION




ø 1,0 mm = 0,8 mm²

with wide blade, without side face, angle 37°		120	1	10 0824
-----------------------------------------------	-------------------------------------------------------------------------------------	-----	---	---------



ELECTRONIC DIAGONAL END CUTTER

Short blade, without side face, angle 30°		120	1	10 0826
-------------------------------------------	-------------------------------------------------------------------------------------	-----	---	---------

ELECTRONIC NEEDLE NOSE PLIERS WITH BLADE

Straight shape, tip 2.5 x 1.5 mm		130	1	10 0812
Straight shape, tip 2.5 x 1.5 mm		150	1	10 0814
Bent shape, tip 2.5 x 1.5 mm		150	1	10 0816

ELECTRONIC FLAT NOSE PLIERS

Smooth wide jaws 2.0 x 3.5 mm		130	1	10 0818
Smooth narrow jaws 2.0 x 1.0 mm		130	1	10 0820

ELECTRONIC ROUND NOSE PLIERS

Short shape, smooth jaws

Tip 1.5 mm ø		130	1	10 0822
--------------	-------------------------------------------------------------------------------------	-----	---	---------

ELECTRONIC PLIERS SET, 3-PIECE

Diagonal pliers	120	10 0802
Needle nose pliers	150	10 0816
Flat nose pliers	130	10 0818
	1	10 4032



- 1
- 2
- 3
- 4
- 5
- 6
- 7
- 8
- 9
- 10
- 11
- 12
- 13
- 14
- 15
- 16
- 17
- 18
- 19
- 20
- 21
- 22
- 23
- 24
- 25
- 26

Design	Size mm	PU	CIMCO-item-no.
--------	---------	----	----------------

CASE-HARDENED 3 MM-FLAT TOOL STEEL DESIGN

Precision ground cutting edges, self-opening thanks to smooth spiral spring, finely burnished, with elastic 2-component plastic handles (except electronic heavy duty diagonal pliers, CIMCO-item no. 10 1054 and 10 1055)



MICRO ELECTRONIC DIAGONAL PLIERS

without side face

Setting angle	Soft wires up to ø mm	Icon	Size mm	PU	CIMCO-item-no.
21°	0.8		118	1	10 1030

with fine tips

21°	1.0		129	1	10 1038
-----	-----	--	-----	---	---------



ELECTRONIC DIAGONAL PLIERS

without side face

Setting angle	Soft wires up to ø mm	Hard wires up to ø mm	Icon	Size mm	PU	CIMCO-item-no.
21°	1.3			132	1	10 1040

without side face

48°	1.3			130	1	10 1044
-----	-----	--	--	-----	---	---------

reinforced design, with side face, blades also suitable for steel wire

21°	2.0	0.6		140	1	10 1046
-----	-----	-----	--	-----	---	---------

reinforced design, without side face

21°	1.3			132	1	10 1048
-----	-----	--	--	-----	---	---------

with reinforced blade, without side face

21°	1.0			132	1	10 1050
-----	-----	--	--	-----	---	---------

with reinforced blade, with side face

21°	1.0			132	1	10 1051
-----	-----	--	--	-----	---	---------

strong design, without side face

21°	2.0			131	1	10 1052
-----	-----	--	--	-----	---	---------



ELECTRONIC HEAVY DUTY DIAGONAL PLIERS

without side face, with 1-component ergonomic handle sleeves

Setting angle	Soft wires up to ø mm	Icon	Size mm	PU	CIMCO-item-no.
20°	2.5		148	1	10 1054

with side face

20°	2.5		148	1	10 1055
-----	-----	--	-----	---	---------



MICRO ELECTRONIC NEEDLE NOSE PLIERS

Bent jaws, smooth, 1 mm wide		152	1	10 1076
------------------------------	--	-----	---	---------

Straight jaws, ridged, 1.2 mm wide		152	1	10 1082
------------------------------------	--	-----	---	---------



ELECTRONIC FLAT NOSE PLIER

Straight jaws, ridged, 3 mm wide		140	1	10 1096
----------------------------------	--	-----	---	---------



ELECTRONIC PLIERS SET, 3-PIECE

Diagonal pliers	132	10 1040
Needle nose pliers, bent	140	10 1076
Flat nose pliers	150	10 1096
	1	10 4030



Design	Size mm	PU	CIMCO-item no.
--------	---------	----	----------------

TWEEZERS

TECHNICAL TWEEZERS

made of steel,

straight, pointed shape, without serration	120	1	10 3012
bent, pointed shape, fine serration	120	1	10 3016
bent, pointed shape, fine serration	155	1	10 3018

INSULATED TWEEZERS

bent, pointed shape	150	1	10 3112
straight, narrow-round shape	145	1	10 3114

TWEEZERS

with 2-layer safety insulation and anti-slip protection, tested according to DIN EN 60900

straight, flat-round shape	145	1	10 3232
bent, flat-pointed shape	145	1	10 3240

CONTROL MIRROR

Mirror \varnothing 30 mm	275	1	11 1600
----------------------------	-----	---	---------

COMBI PICK-UP TOOL

with additional integrated 500 g ring magnet. Black, plastic-coated bendable shaft (returns to the original position after bending) complete with a \varnothing 6 mm (externally \varnothing 7 mm) pick-up tool and anodised sleeve measuring \varnothing 15 mm. Aluminium actuation handle with \varnothing 32 mm counterholder, \varnothing 24 mm actuation pushbutton and integrated return spring.

Total length 700 mm (usable depth 600 mm)	700	1	11 1650
-------------------------------------------	-----	---	---------

FLEXIBLE MAGNETIC PICK-UP TOOL

Mini magnetic pick-up tool with \varnothing 4 mm neodymium magnet, on flexible, plastic-coated wire shaft, for recovering metal items from small and tight spaces

Adhesive force 270 g	400	1	11 1654
----------------------	-----	---	---------

TELESCOPIC MAGNETIC PICK-UP TOOL \varnothing 6 MM

in pocket format complete with attachment clip, extendable from 125 mm to 630 mm (total length) and a tensile force of 500 g. 7 mm head diameter, chrome-plated design

	125 - 630	1	11 1622
--	-----------	---	---------

SEALING PLIERS AND ACCESSORIES

DIAGONAL SEALING PLIERS

Single joint with induction hardened precision blade (approx. 64 HRC), for all types of wire, also including piano wire, made of electric steel, with 8 mm \varnothing punches

	160 mm (6")	1	10 0030
loose punch	8 mm \varnothing	1	10 1732

SEALING PLIERS

without strap lock, 8 mm \varnothing	105	1	10 1720
with strap lock, 8 mm \varnothing	105	1	10 1722
loose punch, 8 mm \varnothing		1	10 1724



- 1
- 2
- 3
- 4
- 5
- 6
- 7
- 8
- 9
- 10
- 11
- 12
- 13
- 14
- 15
- 16
- 17
- 18
- 19
- 20
- 21
- 22
- 23
- 24
- 25
- 26

Design	Size mm	PU	CIMCO-item-no.
--------	---------	----	----------------



SEALING PLIERS

Punch ø mm	Holder ø mm		
8	4	125	1 10 1690
9	4	145	1 10 1692
10	5	165	1 10 1694
12	5	220	1 10 1698
loose punch ø mm	Holder ø mm		
8	4		1 10 1700
9	4		1 10 1702
10	5		1 10 1704
12	5		1 10 1708



ENGRAVINGS FOR SEAL PUNCHES



up to 3 letters	1	10 1733
every additional letter	1	10 1734
every border	1	10 1735
Special engravings on request		

LEAD SEALS



ø mm		Height mm		
8	approx. 850 items	4	1 kg	14 0750
9	approx. 600 items	4	1 kg	14 0752
10	approx. 400 items	5	1 kg	14 0754
12	approx. 300 items	5	1 kg	14 0758



WIRE LEAD SEALS

with moulded wire coil, 200 mm in length

ø mm				
8	approx. 450 items		1 kg	14 0760
10	approx. 260 items		1 kg	14 0762
12	approx. 150 items		1 kg	14 0764



PLASTIC SEALS

ø mm				
8	orange		1000	14 0738
9	grey		1000	14 0740
10	orange		1000	14 0742
12	grey		1000	14 0744



PLASTIC-COATED SEAL WIRE

Iron wire	ø mm		
Coil: 100 m, white	0,5 x 0,6	1	14 0778
Coil: 100 m, blue	0,5 x 0,6	1	14 0779



SEAL WIRE

galvanised steel wire, rustproof

	ø mm		
Coil: 1/2 kg = approx. 115 m	0,5 x 0,5	1	14 0768
Coil: 1 kg = approx. 230 m	0,5 x 0,5	1	14 0770
Coil: 1/2 kg = approx. 190 m	0,5 x 0,3	1	14 0772
Coil: 1 kg = approx. 380 m	0,5 x 0,3	1	14 0774



SEALING PLIERS SET

consisting of diagonal sealing pliers (CIMCO article no. 10 0030) incl. punch pair, 1000 plastic seals orange (CIMCO article no. 14 0738), 100 m plastic-coated seal wire white (CIMCO article no. 14 0778), in stable plastic box

		1	10 1730
--	--	---	---------

Design	Size mm	PU	CIMCO-item no.
--------	---------	----	----------------

BOLT CUTTERS

Robust bolt cutter in a compact design. Blades and pipehead made of special drop-forged steel. Reduced separating force thanks to ideal geometry and cutting performance up to 48 HRC. With ergonomic 2-component handles and precise, adjustable blades.

	460	1	10 0450
--	-----	---	---------



PINCERS (NIPPERS)

according to DIN ISO 9243, with PVC handle sleeves

	200	1	10 1524
--	-----	---	---------



RABITZ PLIERS (MECHANIC'S PLIERS)

according to DIN ISO 9242, with PVC handle sleeves

	220	1	10 1540
--	-----	---	---------



REVOLVING PUNCH PLIERS

Forged steel, with brass pressure piece and 6 interchangeable hole punches (CIMCO article no. 10 1552 up to 10 1558)

2 - 2,5 - 3 - 3,5 - 4 - 5 mm ø	230	1	10 1550
--------------------------------	-----	---	---------



Made of steel sheet, with brass pressure piece

2 - 2,5 - 3 - 3,5 - 4 - 4,5 mm ø	220	1	10 1562
----------------------------------	-----	---	---------



NOTCHING PLIERS

Special tool for the fast and neat cutting out from plastic sheets (e.g. cable ducts)

Cutting depth 30 mm	Cutting width 15 mm	180	1	10 1640
---------------------	---------------------	-----	---	---------



CONTROL PLIERS

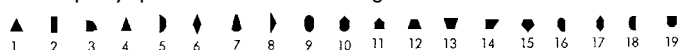
For paper perforations and for thin plastics, e.g. for the simple marking of stickers, before they are detached from the backing material. Opening depth 30 mm

Round recess 3 mm ø	120	1	10 1650
---------------------	-----	---	---------

Special recesses for control pliers on request

round recess up to max. 5 mm ø as well as special shapes up to 3 mm in height, e.g.

Please specify special recess when ordering:



**SCREWDRIVER
AND PRECISION
SCREWDRIVER**



Phillips cross-head screwdrivers
CIMCO-item no. 11 7732

Slim slot-head screwdrivers
CIMCO-item no. 11 7764

1

2

3

4

5

6

7

8

9

10

11

12

13

14

15

16

17

18

19

20

21

22

23

24

25

26

Blade size (W x H x L mm)	Total length mm	PU	CIMCO-item no.
---------------------------	-----------------	----	----------------



INSULATED SCREWDRIVERS ACCORDING TO IEC 60900

classification VDE 0682. Part 201. Individually tested in a water bath with a testing voltage of 10.000 V.



VDE SLOT-HEAD SCREWDRIVER

according to DIN EN 60900; VDE 0682 - 201; DIN ISO 2380

2.5 x 0.4	75	160	1	11 7701
3.0 x 0.5	100	185	1	11 7702
3.5 x 0.6	100	185	1	11 7703
4.0 x 0.8	100	185	1	11 7704
5.5 x 1.0	125	220	1	11 7705
6.5 x 1.2	150	245	1	11 7706
8.0 x 1.2	175	285	1	11 7708
10.0 x 1.6	200	310	1	11 7710

VDE PHILLIPS CROSS-HEAD SCREWDRIVERS

according to DIN EN 60900; VDE 0682 - 201; DIN ISO 8764

PH 0	60	145	1	11 7730
PH 1	80	165	1	11 7731
PH 2	100	195	1	11 7732
PH 3	150	260	1	11 7733

VDE POZIDRIV CROSS-HEAD SCREWDRIVERS

according to DIN EN 60900; VDE 0682 - 201; DIN ISO 8764

PZ 0	60	145	1	11 7740
PZ 1	80	165	1	11 7741
PZ 2	100	195	1	11 7742
PZ 3	150	260	1	11 7743

VDE SPECIAL SCREWDRIVERS WITH COMBINATION PROFILE

according to DIN EN 60900; VDE 0682 - 201

for combined slot-head/crosshead screws in electrical equipment. e.g. terminal blocks

PZ FL 1	80	165	1	11 7751
PZ FL 2	100	195	1	11 7752
Satz PZ FL 1 und PZ FL 2 (CIMCO-item no. 11 7751 and 11 7752)		1		11 7750
PH FL 1	80	165	1	11 7757
PH FL 2	100	195	1	11 7758

VDE HEX KEY (ALLEN WRENCH)

according to DIN EN 60900; VDE 0682 - 201

SW 3	75	160	1	11 7823
SW 4	75	160	1	11 7824
SW 5	75	170	1	11 7825
SW 6	100	195	1	11 7826
SW 8	100	210	1	11 7828

VDE TORX® SCREWDRIVERS

according to DIN EN 60900; VDE 0682 - 201

T 8	60	145	1	11 7908
T 9	60	145	1	11 7909
T 10	60	155	1	11 7910
T 15	75	170	1	11 7915
T 20	100	195	1	11 7920
T 25	100	195	1	11 7925
T 30	100	210	1	11 7930

VDE NUT DRIVERS

according to DIN EN 60900; VDE 0682 - 201

SW 5.5	125	220	1	11 7805
SW 6	125	220	1	11 7806
SW 7	125	235	1	11 7807
SW 8	125	235	1	11 7808
SW 9	125	235	1	11 7809
SW 10	125	235	1	11 7810
SW 11	125	235	1	11 7811
SW 13	125	235	1	11 7813

Blade size (W x H x L mm)	Total length mm	PU	CIMCO-item no.
---------------------------	-----------------	----	----------------

VDE ELECTRICIAN SCREWDRIVER SET. 7 PIECE

VDE screwdrivers for slot-head screws

2.5 x 0.4 x 75			11 7701
3.0 x 0.5 x 100			11 7702
4.0 x 0.8 x 100			11 7704
5.5 x 1.0 x 125			11 7705

VDE cross-head screwdriver

PH 1 x 80			11 7731
PH 2 x 100			11 7732

VDE voltage tester (250 V AC)

			11 1280
	1		11 7800

★ TOPSELLER ★



VDE ELECTRICIAN SCREWDRIVER SET. 7 PIECE

VDE screwdrivers for slot-head screws

2.5 x 0.4 x 75			11 7701
3.0 x 0.5 x 100			11 7702
4.0 x 0.8 x 100			11 7704
5.5 x 1.0 x 125			11 7705

VDE cross-head screwdriver

PZ 1 x 80			11 7741
PZ 2 x 100			11 7742

VDE voltage tester (250 V AC)

			11 1280
	1		11 7802



VDE SLOT-HEAD SCREWDRIVER SET, 5-PIECE

VDE screwdrivers for slot-head screws

2.5 x 0.4 x 75			11 7701
3.5 x 0.6 x 100			11 7703
4.0 x 0.8 x 100			11 7704
5.5 x 1.0 x 125			11 7705
6.5 x 1.2 x 150			11 7706
	1		11 7700



VDE CROSS-HEAD SCREWDRIVER SET. 6-PIECE

VDE crosshead screwdriver

PH 1 x 80			11 7731
PH 2 x 100			11 7732
PH 3 x 150			11 7733
PZ 1 x 80			11 7741
PZ 2 x 100			11 7742
PZ 3 x 150			11 7743
	1		11 7745



VDE HEX KEY (ALLEN WRENCH) SET. 5-PIECE

VDE hex key

SW 3 x 75			11 7823
SW 4 x 75			11 7824
SW 5 x 75			11 7825
SW 6 x 100			11 7826
SW 8 x 100			11 7828
	1		11 7820



VDE TORX® SCREWDRIVER SET. 5-PIECE

VDE TORX® screwdriver

T 8 x 60			11 7908
T 10 x 60			11 7910
T 15 x 75			11 7915
T 20 x 100			11 7920
T 25 x 100			11 7925
	1		11 7900



1
2
3
4
5
6
7
8
9
10
11
12
13
14
15
16
17
18
19
20
21
22
23
24
25
26

Blade size (W x H x L mm)	Total length mm	PU	CIMCO-item no.
---------------------------	-----------------	----	----------------



VDE NUT DRIVER SET, 5-PIECE

VDE nut driver

SW 5.5 x 125			11 7805
SW 7 x 125			11 7807
SW 8 x 125			11 7808
SW 10 x 125			11 7810
SW 13 x 125			11 7813
		1	11 7801



VDE-SCREWDRIVER SET ELEKTRO-MEGA-DRIVE, 13-PIECE

VDE electrician screwdrivers for slot-head screws

2.5 x 0.4 x 75			11 7701
3.0 x 0.5 x 100			11 7702
4.0 x 0.8 x 100			11 7704
5.5 x 1.0 x 125			11 7705

VDE crosshead screwdriver

PH 1 x 80			11 7731
PH 2 x 100			11 7732
PZ 1 x 80			11 7741
PZ 2 x 100			11 7742



VDE TORX® screwdriver

T 10			11 7910
T 15			11 7915
T 20			11 7920
T 25			11 7925
VDE voltage tester (250 V AC)			11 1280
		1	11 7000



VOLTAGE TESTER

with clear transparent, impact-resistant plastic haft, VDE tested.

W mm	L mm	Test. range Volt	Size mm		
3.0	65	120 – 250 VC	140	1	11 1280
3.0	100	120 – 250 VC	190	1	11 1288



VOLTAGE TESTER

ergonomically shaped triangular handle in transparent, impact-resistant plastic, the curved vertical contour allows the best possible contact pressure, shaped holding clip, manufactured to meet the latest DIN standards, VDE/GS tested.

W mm	L mm	Test. range Volt	Size mm		
3.0	65	150 – 250 VC	155	1	11 1282



1000 V SLIM INSULATED SCREWDRIVER

Narrow blade insulation to improve accessibility of recessed screws. according to IEC 60900, classification VDE 0682, part 201. Individually tested in a water bath with a testing voltage of 10,000 V. GS tested. Ergonomic triangular handle shape, resistant against petrols, thinners, and other chemical solvents.

SLIM SLOT-HEAD SCREWDRIVERS

3.0 x 0.5	100	185	1	11 7760
3.5 x 0.6	100	185	1	11 7762
4.0 x 0.8	100	185	1	11 7764
5.5 x 1.0	125	220	1	11 7768
6.5 x 1.2	150	245	1	11 7770



NEW!

SLIM PHILLIPS CROSS-HEAD SCREWDRIVERS

PH 1	80	165	1	11 7777
PH 2	100	195	1	11 7779



NEW!

Blade size (W x H x L mm)	Total length mm	PU	CIMCO-item no.
---------------------------	-----------------	----	----------------

VDE SLIM POZIDRIV CROSS-HEAD SCREWDRIVERS

PZ 1	80	165	1	11 7776
PZ 2	100	195	1	11 7778

VDE SLIM SPECIAL SCREWDRIVERS WITH COMBINATION PROFILE

PH FL 1	80	165	1	11 7773
PH FL 2	100	195	1	11 7775
PZ FL 1	80	165	1	11 7780
PZ FL 2	100	195	1	11 7782

VDE TORX®-SLIM SCREWDRIVERS

T 10	60	155	1	11 7784
T 15	75	170	1	11 7786
T 20	100	195	1	11 7788
T 25	100	195	1	11 7790
T 30	100	210	1	11 7792

VDE SLIM SQUARE CROSS-HEAD SCREWDRIVERS

SQ 1	100	205	1	11 7794
SQ 2	120	240	1	11 7796

VDE-SCREWDRIVER SET SLIM, 5-PIECE

VDE electrician screwdriver for slot-head screws

3.0 x 0.5 x 100 mm

4.0 x 0.8 x 100 mm

5.5 x 1.0 x 125 mm

VDE cross-head screwdriver

PZ 1 x 80 mm

PZ 2 x 100 mm

			1	11 7850
--	--	--	---	---------

VDE-CROSS-HEAD SCREWDRIVER SET SLIM, 6-PIECE

VDE electrician screwdriver for slot-head screws

3.0 x 0.5 x 100 mm

3.5 x 0.6 x 100 mm

VDE cross-head screwdriver

PZ 1 x 80 mm

PZ 2 x 100 mm

VDE special screwdriver with combination profile

PZ FL 1 x 80 mm

PZ FL 2 x 100 mm

			1	11 7852
--	--	--	---	---------

VDE-TORX®-SCREWDRIVER SET SLIM, 6-PIECE

VDE TORX® screwdriver

T 10 x 60 mm

T 15 x 75 mm

T 20 x 100 mm

T 25 x 100 mm

VDE special screwdriver with combination profile

PZ FL 1 x 80 mm

PZ FL 2 x 100 mm

			1	11 7854
--	--	--	---	---------



1
2
3
4
5
6
7
8
9
10
11
12
13
14
15
16
17
18
19
20
21
22
23
24
25
26

1
2
3
4
5
6
7
8
9
10
11
12
13
14
15
16
17
18
19
20
21
22
23
24
25
26

Blade size (W x H x L mm)	PU	CIMCO-item no.
---------------------------	----	----------------

RATCHET SCREWDRIVER SET, 18-PIECE

The ratchet screwdriver set incl. transport roll-up case is an innovative product for tightening and undoing screws. You can choose whether the screwdriver rotates to the left/right, the working angle of the holder has 3 positions (0°, 45° or 90°). The combined tool attachment allows normal hexagonal bits to be attached as well as nut drivers with a square holder by simply sliding the lining. The 2-component handle allows you to work without slipping and without tiring. The 12 bits included are securely stored in the handle to save space. 5 nut drivers and the screwdriver are all safely stored in the transport roll-up case.



NEW!

Scope of delivery one bit each for:

- Slot-head screws 2.5 x 0.4 mm, 4.0 x 0.8 mm
- Phillips crosshead screws PH 1, PH 2
- Pozidriv crosshead screws PZ 1, PZ 2
- Special screws with combination profile PZ/FL 1, PZ/FL 2
- Hex head screws 4 mm, 5 mm
- Torx® screws T 15, T 20
- Sockets: size 7, size 8, size 10, size 11, size 13
- Transport roll-up case

	1	11 4866
--	---	---------

VDE TORQUE SCREWDRIVER SET, 9-PIECE

The torque is adjusted without additional tools and the locking mechanism prevents unintentional adjustment. Adjustment steps 0.02 Nm, the torque is read off through transparent scale window. When the torque is reached a clear clicking sound can be heard. The torque limiting mechanism takes effect when tightening as well as loosening the screw. The 2-component handle has a replacement blade holder with locking system, replacement blades generally insulated, with bronzed blade tip. Screwdriver handle and replacement blades are insulated up to 1,000 V AC according to IEC 60900 and GS (Equipment Safety Act) approved.



Scope of delivery per 1x:

- Replacement blade for slot-head screws
3.0 x 0.4 x 100 mm
4.0 x 0.8 x 100 mm
5.5 x 1.0 x 100 mm
6.5 x 1.2 x 100 mm
- Replacement blade for crosshead screws
PH 1 – PH 2 x 100 mm
PZ 1 – PZ 2 x 100 mm
- VDE screwdriver handle
- Nylon pouch

Tightening torque 1 – 5 Nm, adjustment step 0.02 Nm, 205 mm	1	11 4806
--------------------------------------------------------------------	---	---------

Replacement blades for slot-head screws*

3.0 x 100	1	11 4870
4.0 x 100	1	11 4872
5.5 x 100	1	11 4874
6.5 x 100	1	11 4876



Replacement blades for Phillips crosshead screws*

PH 1 x 100	1	11 4878
PH 2 x 100	1	11 4880



Replacement blades for Pozidriv crosshead screws*

PZ 1 x 100	1	11 4882
PZ 2 x 100	1	11 4884



Replacement blades for combination profile*

PZ FL 1 x 100	1	11 4883
PZ FL 2 x 100	1	11 4885



Replacement blades for TORX®**

T 10 x 100	1	11 4886
T 15 x 100	1	11 4887
T 20 x 100	1	11 4889
T 25 x 100	1	11 4888



*Replacement blades insulated, other blades on request.

Blade size (W x H x L mm)	PU	CIMCO-item no.
---------------------------	----	----------------

VDE SCREWDRIVER REPLACEMENT BLADES, 8 PIECE SET

Screwdriver handle in 2-component design with replacement blade holder, replacement blades generally insulated with bronzed blade tip, with plug-on rotating cap for electronic work. Screwdriver handle and replacement blades are insulated up to 1,000 V AC according to IEC 60900 and GS (Equipment Safety Act) approved.

Scope of delivery per 1x:

- Replacement blade for slot-head screws
2.5 x 0.4 x 100 mm
- Replacement blade for crosshead screws
PH 1 – PH 2 x 100 mm
- Rotating cap for replacement blade
- VDE screwdriver handle
- Nylon pouch

	1	11 7860
--	---	---------



VDE SCREWDRIVER REPLACEMENT BLADES, 18 PIECE SET

Screwdriver handle in 2-component design with replacement blade holder, replacement blades generally insulated with bronzed blade tip, with plug-on rotating cap for electronic work, voltage tester 110 – 250 V, in practical nylon pouch with hanging tab and belt loop. Screwdriver handle and replacement blades are insulated up to 1,000 V AC according to IEC 60900 and GS (Equipment Safety Act) approved.

Scope of delivery per 1x:

- Replacement blade for slot-head screws
2.5 x 0.4 x 100 mm
- Replacement blade for crosshead screws
PH 1 – PH 2 x 100 mm
- Replacement blade for TORX®- screws
T 10 – T 15 – T 20 x 100 mm
- Replacement blade with triangular socket 8 x 100 mm
- Rotating cap for replacement blade
- VDE screwdriver handle
- Replacement blade with square socket
6 – 8 x 100 mm
- Replacement blade with two-way key bit 5 x 100 mm
- Voltage tester 110 - 250 V
- Nylon pouch with hanging tab and belt loop

	1	11 7862
--	---	---------



INSULATED REPLACEMENT BLADES FOR 11 7860 AND 11 7862

Other blades on request.

Replacement blades for slot-head screws

2.5 x 100	1	11 7864
3.5 x 100	1	11 7866
4.0 x 100	1	11 7868
5.5 x 100	1	11 7870

Replacement blades for Phillips crosshead screws

PH 1 x 100	1	11 7872
PH 2 x 100	1	11 7874

Replacement blades for Pozidriv crosshead screws

PZ 1 x 100	1	11 7873
PZ 2 x 100	1	11 7875

Replacement blades for TORX®

T 10 x 100	1	11 7876
T 15 x 100	1	11 7878
T 20 x 100	1	11 7880

Replacement blade for

square socket 6 x 100 mm	1	11 7882
square socket 8 x 100 mm	1	11 7884
triangular socket 8 x 100 mm	1	11 7886
two-way key bit 5 x 100 mm	1	11 7888



Blade size (W x H x L mm)	Total length mm	PU	CIMCO-item no.
---------------------------	-----------------	----	----------------

- 1
- 2
- 3
- 4
- 5
- 6
- 7
- 8
- 9
- 10
- 11
- 12
- 13
- 14
- 15
- 16
- 17
- 18
- 19
- 20
- 21
- 22
- 23
- 24
- 25
- 26



NON-INSULATED SCREWDRIVER WITH BARE, MATT CHROME-PLATED BLADE


WORKSHOP-SCREWDRIVER

according to ISO 2380

3.5 x 0.6 x 75	160	1	11 7103
4.0 x 0.8 x 100	185	1	11 7104
5.5 x 1.0 x 125	220	1	11 7105
6.5 x 1.2 x 150	245	1	11 7106
8.0 x 1.2 x 150	260	1	11 7107
8.0 x 1.6 x 175	285	1	11 7108
10.0 x 1.6 x 200	310	1	11 7110

ELECTRICIAN SCREWDRIVER

2.5 x 0.4 x 75	160	1	11 7121
3.0 x 0.5 x 100	185	1	11 7122
3.5 x 0.6 x 100	185	1	11 7123
4.0 x 0.8 x 100	185	1	11 7124
5.5 x 1.0 x 125	220	1	11 7125
5.5 x 1.0 x 200	295	1	11 7126



PHILLIPS CROSS-HEAD SCREWDRIVER

according to DIN ISO 8764

PH 0 x 60	145	1	11 7130
PH 1 x 80	165	1	11 7131
PH 2 x 100	195	1	11 7132
PH 3 x 150	260	1	11 7133



POZIDRIV CROSS-HEAD SCREWDRIVER

according to DIN ISO 8764 - 1

PZ 0 x 60	145	1	11 7140
PZ 1 x 80	165	1	11 7141
PZ 2 x 100	195	1	11 7142
PZ 3 x 150	260	1	11 7143



TORX® SCREWDRIVER WITH BORE (TAMPER RESISTANT)


T 6 x 60 (without bore)	135	1	11 7306
T 7 x 60	135	1	11 7307
T 8 x 60	145	1	11 7308
T 9 x 60	145	1	11 7309
T 10 x 80	175	1	11 7310
T 15 x 80	175	1	11 7315
T 20 x 100	195	1	11 7320
T 25 x 100	195	1	11 7325
T 30 x 115	225	1	11 7330
T 40 x 115	225	1	11 7340



BALL-END HEX KEY (ALLEN WRENCH)

according to DIN 5265

SW 3 x 100	185	1	11 7223
SW 4 x 100	185	1	11 7224
SW 5 x 100	195	1	11 7225
SW 6 x 125	220	1	11 7226
SW 8 x 150	260	1	11 7228



Blade size (W x H x L mm)	Total length mm	PU	CIMCO-item no.
---------------------------	-----------------	----	----------------

HEXAGON NUT DRIVER

according to DIN 3125

SW 5 x 125	210	1	11 7204
SW 5.5 x 125	210	1	11 7205
SW 6 x 125	210	1	11 7206
SW 7 x 125	220	1	11 7207
SW 8 x 125	220	1	11 7208
SW 9 x 125	220	1	11 7209
SW 10 x 125	220	1	11 7210
SW 11 x 125	235	1	11 7211
SW 13 x 125	235	1	11 7213
SW 14 x 125	235	1	11 7214
SW 17 x 125	235	1	11 7217



STUBBY SCREWDRIVERS

with 2-component handle, for slot-head screws

5.5 x 1.0 x 38	95	1	11 0290
6.5 x 1.2 x 38	95	1	11 0294

with 2-component handle, for Phillips crosshead screws

PH 1 x 38	95	1	11 0120
PH 2 x 38	95	1	11 0122



SLOT-HEAD SCREWDRIVER, LONG DESIGN

according to DIN ISO 2380

5.5 x 1.0 x 300	410	1	11 7112
-----------------	-----	---	---------



PHILLIPS CROSS-HEAD SCREWDRIVER, LONG DESIGN

according to DIN ISO 8764

PH 1 x 300	400	1	11 7114
PH 2 x 300	410	1	11 7116



SCREWDRIVER SET, LONG DESIGN, 3-PIECE

Slot-head screwdriver


5.5 x 1.0 x 300 11 7112

Crosshead screwdriver

PH 1 x 300 11 7114

PH 2 x 300 11 7116

		1	11 7102
--	--	---	---------



SCREWDRIVER SET, 6-PIECE

Electrician screwdriver

2.5 x 0.4 x 75 11 7121

4.0 x 0.8 x 100 11 7124

Workshop screwdriver

5.5 x 1.0 x 125 11 7105

6.5 x 1.2 x 150 11 7106

Crosshead screwdriver

PH 1 x 80 11 7131

PH 2 x 100 11 7132

		1	11 7100
--	--	---	---------



- 1
- 2
- 3
- 4
- 5
- 6
- 7
- 8
- 9
- 10
- 11
- 12
- 13
- 14
- 15
- 16
- 17
- 18
- 19
- 20
- 21
- 22
- 23
- 24
- 25
- 26

Blade size (W x H x L mm)	PU	CIMCO-item no.
SLOT-HEAD SCREWDRIVER SET, 6-PIECE		
Electrician screwdriver		
2.5 x 0.4 x 75		11 7121
3.5 x 0.6 x 100		11 7123
4.0 x 0.8 x 100		11 7124
Workshop screwdriver		
5.5 x 1.0 x 125		11 7105
6.5 x 1.2 x 150		11 7106
8.0 x 1.2 x 150		11 7107
	1	11 7101



CROSSHEAD SCREWDRIVER SET, 6-PIECE		
Phillips		
PH 1 x 80		11 7131
PH 2 x 100		11 7132
PH 3 x 150		11 7133
Pozidriv		
PZ 1 x 80		11 7141
PZ 2 x 100		11 7142
PZ 3 x 150		11 7143
	1	11 7145



TORX® SCREWDRIVER SET WITH BORE, 5-PIECE		
T 8 x 60		11 7308
T 10 x 80		11 7310
T 15 x 80		11 7315
T 20 x 100		11 7320
T 25 x 100		11 7325
	1	11 7300



BALL-END HEX KEY (ALLEN WRENCH) SET 5-PIECE		
Size 3 x 100		11 7223
Size 4 x 100		11 7224
Size 5 x 100		11 7225
Size 6 x 125		11 7226
Size 8 x 150		11 7228
	1	11 7220



NUT DRIVER SET, 5-PIECE		
Size 5.5 x 125		11 7205
Size 7 x 125		11 7207
Size 8 x 125		11 7208
Size 10 x 125		11 7210
Size 13 x 125		11 7213
	1	11 7200



Blade size (W x H x L mm)	Total length mm	PU	CIMCO-item no.
---------------------------	-----------------	----	----------------

OFFSET SCREWDRIVER

according to DIN 5200, made of chrome vanadium steel, nickel-plated

for slot-head screws

5.0 x 0.65 x 100		1	11 0620
------------------	--	---	---------

for Phillips crosshead screws

PH 1 + PH 2 x 100		1	11 0630
-------------------	--	---	---------



AWLS

made of chrome vanadium steel, with large, impact-resistant plastic haft for the required pressure and rotating movement.

ø mm	L mm	Shape		
6	100	○ (punch)	1	11 0480
6	100	□ (reamer)	1	11 0482



PRECISION SCREWDRIVER (ELECTRONIC SCREWDRIVER)

The optimum tools especially for smallest screws in electronic and electrical components, radio and stereo systems, telephone systems and all communication technology connections, for precision mechanics, electronics, model making and similar fine-sensory work, blades made of special steel, colour-coding ring for marking the screw system.

Slot-head screwdriver (colour code white)

1.0 x 0.18 x 40	140	1	11 1860
1.2 x 0.25 x 40	140	1	11 1861
1.8 x 0.30 x 60	160	1	11 1863
2.0 x 0.40 x 60	160	1	11 1864
2.5 x 0.40 x 75	175	1	11 1865
3.0 x 0.50 x 75	175	1	11 1866
3.5 x 0.60 x 100	200	1	11 1868
4.0 x 0.80 x 100	200	1	11 1869
4.0 x 0.80 x 150	250	1	11 1870

Phillips cross-head screwdriver (colour code light blue)

PH 000 x 40	140	1	11 1875
PH 00 x 40	140	1	11 1876
PH 0 x 60	160	1	11 1877
PH 1 x 80	180	1	11 1880
PH 1 x 150	250	1	11 1881

TORX® screwdriver (colour code light green)

T 5 x 50	150	1	11 1889
T 6 x 50	150	1	11 1890
T 7 x 50	150	1	11 1891
T 8 x 60	160	1	11 1892
T 9 x 60	160	1	11 1893
T 10 x 80	180	1	11 1894
T 15 x 80	180	1	11 1895

Hex key (Allen wrench, colour code yellow)

SW 0.7 x 40	140	1	11 1910
SW 0.9 x 40	140	1	11 1911
SW 1.3 x 40	140	1	11 1912
SW 1.5 x 50	150	1	11 1913
SW 2.0 x 50	150	1	11 1914
SW 2.5 x 60	160	1	11 1915
SW 3.0 x 60	160	1	11 1916



- 1
- 2
- 3
- 4
- 5
- 6
- 7
- 8
- 9
- 10
- 11
- 12
- 13
- 14
- 15
- 16
- 17
- 18
- 19
- 20
- 21
- 22
- 23
- 24
- 25
- 26

	Blade size (W x H x L mm)	Total length mm	PU	CIMCO-item no.
--	---------------------------	-----------------	----	----------------

1

2

3

4

5



PRECISION SCREWDRIVER SET, 7-PIECE

for slot-head screws

1.0 x 0.18 x 40	140		11 1860
1.2 x 0.25 x 40	140		11 1861
1.8 x 0.3 x 60	160		11 1863
2.0 x 0.4 x 60	160		11 1864
2.5 x 0.4 x 75	175		11 1865
3.5 x 0.6 x 100	200		11 1868
4.0 x 0.8 x 150	250		11 1870
			1
			11 1898

6

7

8

9

10

11



PRECISION SCREWDRIVER SET, 7-PIECE

for Phillips crosshead screws

PH 000 x 40	140		11 1875
PH 00 x 40	140		11 1876
PH 0 x 60	160		11 1877
PH 1 x 80	180		11 1880
PH 1 x 150	250		11 1881

for Pozidriv crosshead screws

PZ 0 x 60	160		11 1886
PZ 1 x 80	180		11 1887
			1
			11 1909

12

13

14

15

16

17



PRECISION SCREWDRIVER SET, 7-PIECE

for slot-head screws

2.0 x 0.4 x 60	160		11 1864
2.5 x 0.4 x 75	175		11 1865
3.0 x 0.5 x 75	175		11 1866
3.5 x 0.6 x 100	200		11 1868
4.0 x 0.8 x 150	250		11 1870

for Phillips cross-head screws

PH 0 x 60	160		11 1877
PH 1 x 80	180		11 1880
			1
			11 1901

18

19

20

21



PRECISION SCREWDRIVER SET, 7-PIECE

for TORX® screws

T 5 x 50	150		11 1889
T 6 x 50	150		11 1890
T 7 x 50	150		11 1891
T 8 x 60	160		11 1892
T 9 x 60	160		11 1893
T 10 x 80	180		11 1894
T 15 x 80	180		11 1895
			1
			11 1903

22

23

24

25

26



PRECISION HEX KEY (ALLEN WRENCH) SET, 7-PIECE

for hex socket screws

SW 0.7 x 40	140		11 1910
SW 0.9 x 40	140		11 1911
SW 1.3 x 40	140		11 1912
SW 1.5 x 50	150		11 1913
SW 2.0 x 50	150		11 1914
SW 2.5 x 60	160		11 1915
SW 3.0 x 60	160		11 1916
			1
			11 1920

Blade size (W x H x L mm)	Total length mm	PU	CIMCO-item no.
---------------------------	-----------------	----	----------------

 **PRECISION SAFETY SCREWDRIVER SET, 7-PIECE**

according to IEC 60900, blade, insulation and handle are inseparably connected to each other, individually tested in water bath with a testing voltage of 10,000 V.

for slot-head screws

1.5 x 0.3 x 40	140		11 2000
1.8 x 0.3 x 60	160		11 2002
2.0 x 0.4 x 60	160		11 2004
2.5 x 0.4 x 75	175		11 2006
3.0 x 0.5 x 75	175		11 2008

for Phillips cross-head screws

PH 00 x 40	140		11 2020
PH 0 x 60	160		11 2022
		1	11 2050



 **PRECISION SAFETY SCREWDRIVER FOR SLOT-HEAD SCREWS**

according to IEC 60900, blade, insulation and handle are inseparably connected to each other, individually tested in water bath with a testing voltage of 10,000 V.

1.5 x 0.3 x 40	140	1	11 2000
1.8 x 0.3 x 60	160	1	11 2002
2.0 x 0.4 x 60	160	1	11 2004
2.5 x 0.4 x 75	175	1	11 2006
3.0 x 0.5 x 75	175	1	11 2008



 **PRECISION SAFETY SCREWDRIVER FOR PHILLIPS CROSS-HEAD SCREWS**

according to IEC 60900, blade, insulation and handle are inseparably connected to each other, individually tested in water bath with a testing voltage of 10,000 V.

PH 00 x 40	140	1	11 2020
PH 0 x 60	160	1	11 2022



- 1
- 2
- 3
- 4
- 5
- 6
- 7
- 8
- 9
- 10
- 11
- 12
- 13
- 14
- 15
- 16
- 17
- 18
- 19
- 20
- 21
- 22
- 23
- 24
- 25
- 26

SCREWING TOOL



SuBMaster
CIMCO-item no. 11 2992

- 1
- 2
- 3
- 4
- 5
- 6**
- 7
- 8
- 9
- 10
- 11
- 12
- 13
- 14
- 15
- 16
- 17
- 18
- 19
- 20
- 21
- 22
- 23
- 24
- 25
- 26

Blade size (W x H x L mm)	Total length mm	PU	CIMCO-item no.
---------------------------	-----------------	----	----------------

- 1
- 2
- 3
- 4
- 5
- 6
- 7
- 8
- 9
- 10
- 11
- 12
- 13
- 14
- 15
- 16
- 17
- 18
- 19
- 20
- 21
- 22
- 23
- 24
- 25
- 26

BITFLEX-BITS

The damping zone (only for bits of 25 mm in length) between drive and working tip minimises the excessive power peaks which previously lead to high wear and destructive ejection forces. The FLEX-Zone significantly increases the service life of the BITFLEX in comparison with conventional standard bits.

All bits with 1/4" hex drive,

STANDARD

according to DIN 3128, single bits for Phillips crosshead screws

PH 1	25	1	11 4511
PH 1	90	1	11 4508
PH 2	25	1	11 4512
PH 2	90	1	11 4509
PH 3	25	1	11 4513
PH 3	90	1	11 4510

Single bits for Pozidriv crosshead screws

PZ 1	25	1	11 4515
PZ 1	90	1	11 4518
PZ 2	25	1	11 4516
PZ 2	90	1	11 4519
PZ 3	25	1	11 4517
PZ 3	90	1	11 4520

Single bits for TORX®-screws with bore (tamper resistant), without FLEX-Zone

T 10	25	1	11 4970
T 10	90	1	11 4573
T 15	25	1	11 4971
T 15	90	1	11 4574
T 20	25	1	11 4972
T 20	90	1	11 4575
T 25	25	1	11 4973
T 25	90	1	11 4576

MODUL-BITS

or combined slot-head/crosshead screws in electrical equipment, e.g. terminal blocks

PZ FL 1	70	1	11 4941
PZ FL 2	70	1	11 4942

MAGNETIC HOLDER

according to DIN 3126, for 1/4" bit drive; with permanent magnet

60	1	11 4505
----	---	---------

BALL-END MAGNETIC BIT HOLDER

with pivoting angle up to 20°, 1/4" x 90 mm,

for screwing applications in deep corners or other tight places. With torque-stable stainless steel casing, hardened, blasted and bronzed. Sliding casing that releases the pivoting function is plated in matt chrome and has a colour ring. Hex ball-end joint made of chrome vanadium steel, stainless steel casing ø 12.0 x 32 mm

90 x 17 mm	1	11 4502
------------	---	---------



Total length mm	PU	CIMCO-item no.
-----------------	----	----------------

NUT DRIVER BIT HOLDER

Can be used as a nut driver adapter or a bit holder by simple sliding the sleeve (also possible when fixed in the jaw chuck of the cordless screwdriver). Tool holder for both 1/4" external hex socket and square socket.
Dimensions L x W x D: 70 x 13 x 13 mm

	1	11 4504
--	---	---------



T-HANDLE MAGNETIC BIT HOLDER

in modern two-component design, for 1/4" bits of all lengths

85 x 95	1	11 4500
---------	---	---------



BIT CASE, 10-PIECE SET

Case cap with star-shaped holder for bits and universal holders for slot-head screws
4 - 5.5 - 7 mm width
for cross-head screws Phillips
PH 1 - PH 2 - PH 3
for crosshead screws Pozidriv
PZ 1 - PZ 2 - PZ 3

	1	11 4604
--	---	---------



COMFORT BIT SET, 32-PIECE SET

Bit set, 32 pieces, in practical storage box, incl. belt clip and hanging function, magnetic quick-change holder (C6,3), length 60 mm. Professional bits with color ring for:

for slot-head screws SZ 4,5/5,5/6,5
for cross-head screws Phillips PH 1/2 x PH 2/PH 3
for cross-head screws Pozidriv PZ 1/2 x PZ 2/PZ 3
for hex socket 3.0 mm, 4.0 mm, 5.0 mm, 6.0 mm
for TORX®-screws size T 10, T 15, 2 x T 20, 2 x T 25, 2 x T 30, T 40
for TORX®-screws with bore T-Bo 10, T-Bo 15, T-Bo 20, T-Bo 25, T-Bo 27, T-Bo 30, T-Bo 40

	1	11 4593
--	---	---------



BIT SET ELEKTRO TOP, 21-PIECE

In a practical transport and storage case, inc. 1 universal bit holder with permanent magnet 60 mm length, 20 bits 90 mm long

for Cross-head Phillips PH 1, PH 2, PH 3

for Cross-head Pozidriv PZ 1, PZ 2, PZ 3

for TORX®-screws T 10 - T 15 - T 20 - T 25

	1	11 4602
--	---	---------



1

2

3

4

5

6

7

8

9

10

11

12

13

14

15

16

17

18

19

20

21

22

23

24






25

26



SPECIAL BIT SET, 33-PIECE

Bit set for unscrewing safety screws. Contents: 1 each of magnetic holder 60 mm for 1/4"-bit drive














-  Bits for TORX®-screws with bore (tamper resistant) T 8 - T 10 - T 15 - T 20 - T 25 - T 27 - T 30 - T 35 - T 40
-  Hex bits with bore (tamper resistant) 2 - 2.5 - 3 - 4 - 5 - 6 mm, 5/64" - 3/32" - 7/64" - 1/8" - 9/64" - 9/32"
-  Slot bits with recess (spanner) 4 - 6 - 8 - 10 mm
-  Tri-wing bits TW 1 - TW 2 - TW 3 - TW 4
-  Torq-Set bits TS 6 - TS 8 - TS 10

1

11 4599

BIT SET SPECIAL 75 MM, 50-PIECE

For working on screws of all types, especially safety screws and special screws. Thanks to extended length of 75 mm excellent for working in tight spaces which are hard to access, with standard hex receiver 1/4" for cordless screwdriver and manual operation, made of chrome vanadium steel, stored neatly and securely in an impact-resistant plastic case (195 x 135 x 38 mm). Contains one each of the following screw bits:

-  Slot 4 mm - 5 mm - 6 mm
-  Slot with recess (spanner) 4 mm - 6 mm - 8 mm - 10 mm
-  Cross-head Phillips PH 1 - PH 2
-  Pozidriv cross-head PZ 1 - PZ 2
-  Square socket (Robertson) size 1 - size 2
-  Hex socket (Allen) 4 mm - 5 mm - 6 mm
-  Hex socket (Allen) with bore (tamper resistant) 2 mm - 2.5 mm - 3 mm - 4 mm - 5 mm - 6 mm
-  Bits for TORX® screws T 10 - T 15 - T 20 - T 25 - T 30
-  Bits for TORX® screws with bore (tamper resistant) T 8 TR - T 10 TR - T 15 TR - T 20 TR - T 25 TR - T 27 TR - T 30 TR - T 35 - T 40 TR
-  TORQ SET TS 6 - TS 8 - TS 10
-  TRI-WING TW 1 - TW 2 - TW 3 - TW 4
-  Clamp bits / CLUTCH C 1 - C 2 - C 3
-  XZN polygon size 5 - size 6 - size 8

Universal bit holder, with 1/4" hex receiver and permanent magnet, length 60 mm

1

11 4606



HEX KEY SET, 9-PIECE

With key sizes 1.5 - 2 - 2.5 - 3 - 4 - 5 - 6 - 8 - 10 mm, with extra long blade with ball end, made of fully hardened S2 special steel, polished, hard chrome-plated surface, rounded edges, in a practical plastic holder



1

11 0604

★ TOPSELLER ★

SPECIAL HEX KEY SET, 9-PIECE

With key sizes 1.5 - 2 - 2.5 - 3 - 4 - 5 - 6 - 8 - 10 mm, with extra long blade with ball-end, made of fully hardened S2 special steel, polished, hard chrome-plated surface, in a practical plastic holder with a belt clip. Special feature: With the help of the special key shape, it is even possible to undo damaged (rounded) hex socket screws (not at the ball end)



1

11 0606

Design	PU	CIMCO-item no.
--------	----	----------------

T-HANDLE SCREWDRIVER SET, 8-PIECE

For applying significantly more force than with conventional screwdrivers. With double-sided drive for hex socket screws (Allen screws). Voluminous, edge-free handle in 2-component technology with soft rubber insert, blades made of tempered S2 special steel, chrome-plated, with ball-end on longer blade, black satined, including a practical storage stand for on the workbench or mounting on the wall.

One key each of 2 - 2.5 - 3 - 4 - 5 - 6 - 8 - 10 mm

	1	11 0520
--	---	---------



HEX KEY SETS, 8-PIECE

on key ring, according to DIN 911, made of chrome vanadium steel

SW 2 - SW 2,5 - SW 3 - SW 4 - SW 5 - SW 6 - SW 8 - SW 10	1	11 0592
$\frac{5}{64}$ " - $\frac{3}{32}$ " - $\frac{1}{8}$ " - $\frac{5}{32}$ " - $\frac{3}{16}$ " - $\frac{7}{32}$ " - $\frac{1}{4}$ " - $\frac{5}{16}$ "	1	11 0594



BALL-END HEX KEY SET, 7-PIECE

in a pocket-sized holder

SW 2,5 - SW 3 - SW 4 - SW 5 - SW 6 - SW 8 - SW 10	1	11 0596
---------------------------------------------------	---	---------



KEY SET FOR TORX®-SCREWS, 8-PIECE

in a pocket-sized holder

T 9 - T 10 - T 15 - T 20 - T 25 - T 27 - T 30 - T 40	1	11 0598
------------------------------------------------------	---	---------



SOCKET WRENCH SET, 45 PIECES

in attractive compact plastic box, 6.3 mm $\frac{1}{4}$ " drive, made of chrome vanadium steel, hexagonal inserts for maximum torque, lever ratchet with insert quick release 72 teeth

- Hexagon inserts: 4 - 4,5 - 5 - 5,5 - 6 - 7 - 8 - 9 - 10 - 11 - 12 - 13 - 14 mm
- Cross insert PH 1 - PH 2 - PH 3 - PZ 1 - PZ 2 - PZ 3
- Slot insert 4 - 5,5 - 7 mm
- for TORX®-screws T 10 - T 15 - T 20 - T 25 - T 30 - T 40
- Hexagonal inserts 3 - 4 - 5 - 6 - 7 - 8 mm
- Flexible shaft 150 mm
- Extensions in 50 und 100 mm
- Cardan joint
- Handle $\frac{1}{4}$ "
- Adapter $\frac{1}{4}$ "
- Cross handle with sliding head $\frac{1}{4}$ "
- Allen wrench 1.5 - 2 - 3 mm

	1	11 3106
--	---	---------



NEW!

1

2

3

4

5

6

7

8

9

10

11

12

13

14

15

16

17

18

19

20

21

22

23

24

25

26

SOCKET WRENCH SET, 96-PIECE

made of chrome vanadium steel, in sturdy plastic box, drive 6.3 mm $\frac{1}{4}$ " and 12.5 mm $\frac{1}{2}$ " inserts for hexagonal heads providing maximum torque.



With 6.3 mm ($\frac{1}{4}$ ") drive:

- Hex insert 4 – 4.5 – 5 – 5.5 – 6 – 7 – 8 – 9 – 10 – 11 – 12 – 13 – 14 mm
- Hex insert extra long 6 – 7 – 8 – 9 – 10 – 11 – 12 – 13 mm
- 50 and 100 mm extensions
- Flexible 150 mm extension
- for TORX®-screws T8 – T10 – T15 – T20 – T25 – T27 – T30
- Cross-headed insert Pozidriv PZ 1 – PZ 2
- Hex socket insert 3 – 4 – 5 – 6 mm
- Slotted insert 4 – 5.5 – 6.5 mm
- Cross-headed insert Phillips PH 1 – PH 2
- Cardan joint
- Handle 150 mm
- Reversible ratchet 145 mm, 72 teeth fine toothed
- T-handle with sliding head $\frac{1}{4}$ " 110 mm

With 12.5 mm ($\frac{1}{2}$ ") drive:

- Hex insert 10 – 11 – 12 – 13 – 14 – 15 – 16 – 17 – 18 – 19 – 20 – 21 – 22 – 24 – 27 – 30 – 32 mm
- Hex insert extra long 14 – 15 – 17 – 19 – 22 mm
- Spark plug insert 16 – 21 mm
- T-handle with sliding head $\frac{1}{2}$ " 250 mm
- 125 mm extension
- Cardan joint
- Reversible ratchet 250 mm, 72 teeth fine toothed
- Adapter for 8 mm bits

Bits in 8 mm drive x 30 mm length:

- for TORX®-screws T40 – T45 – T50 – T55 – T60
- Cross-headed insert Pozidriv PZ 3, PZ 4
- Hex socket bit 7 – 8 – 10 – 12 – 14 mm
- Slotted insert 8 – 10 – 12 mm
- Cross-headed insert PH 3 – PH 4

Hex socket L-key

1.27 – 1.5 – 2 – 2.5 mm

1

11 3108

NUT DRIVER BIT CASE, 16-PIECE SET

In strong aluminium case, reversible ratchet with hex socket drive, hex bit inserts and square nut driver inserts, adapter for holding socket wrench inserts, made of chrome vanadium steel, polished chrome-plated

Scope of delivery:

- One bit each $\frac{1}{4}$ ", 25 mm long:
 - for slot-head screws 3 – 5 – 6 mm
 - for Phillips crosshead screws PH 1 - PH 2 - PH 3
 - for hex socket 3 - 4 - 5 mm
- Mini reversible ratchet:
 - $\frac{1}{4}$ " adapter for holding nut drivers
 - Size 7 – 8 – 10 – 11 – 13 mm



1

11 3156

NUT DRIVER BIT CASE, 37-PIECE SET

In strong aluminium case, bit holder with quick release, hex bit inserts made from chrome vanadium steel, polished chrome-plated, adapter for holding socket wrench inserts.

Scope of delivery:

- One bit each $\frac{1}{4}$ ", 25 mm long:
 - for slot-head screws 4 - 4.5 - 5 - 5.5 - 6 - 6.5 - 7 mm
 - for Phillips crosshead screws PH 1 and PH 3
 - for crosshead screws PZ 1 and PZ 3
 - for hex socket 3 – 4 – 5 – 6 mm
 - for TORX®-screws T10 – T15 – T20 – T25 – T27 – T30 – T40
 - for TORX®-screws with bore (tamper resistant) T10 – T15 – T20 – T25 – T27 – T30 – T40
- Three bits each $\frac{1}{4}$ ", 25 mm long:
 - for Phillips crosshead screws PH 2
 - for crosshead screws PZ 2
- Bit holder with quick release, 65 mm long
- $\frac{1}{4}$ " adapter for holding nut driver



1

11 3158

SOCKET WRENCH SET, 171-PIECE

made of chrome vanadium steel, in a sturdy plastic box, 6.3 mm ($1/4''$) drive, 10 mm ($3/8''$) and 12.5 mm ($1/2''$), inserts for hexagonal heads providing maximum torque

With 6.3 mm ($1/4''$) drive:

- Hex insert 4 – 4.5 – 5 – 5.5 – 6 – 7 – 8 – 9 – 10 – 11 – 12 – 13 – 14 mm
- Hex insert extra long 4 – 5 – 6 – 7 – 8 – 9 – 10 mm
- Socket wrench insert, E-profile E4 – E5 – E6 – E7 – E8
- 50 and 100 mm extensions
- for TORX®-screws T8 – T9 – T10 – T15 – T20 – T25 – T27 – T30
- for TORX®-screws with bore T8 – T9 – T10 – T15 – T20 – T25 – T27 – T30
- Cross-headed insert Pozidriv PZ 0 – PZ 1 – PZ 2
- Hex socket insert 3 – 4 – 5 – 6 mm
- Slotted insert 4 – 5.5 – 6.5 – 7 mm
- Cross-headed insert Phillips PH 0 – PH 1 – PH 2
- Cardan joint
- Handle 150 mm
- Reversible ratchet 145 mm, 72 teeth, fine toothed
- T-handle with sliding head $1/4''$ 110 mm
- Adapter for 6.3 mm bits

With 10 mm ($3/8''$) drive:

- Hex insert 10 – 11 – 12 – 13 – 14 – 15 – 16 – 17 – 18 – 19 mm
- Hex insert extra long 10 – 11 – 12 – 13 – 14 – 15 mm
- Socket wrench insert, E-profile E10 – E11 – E12 – E14 – E16 – E18
- 125 mm extension
- Reversible ratchet 205 mm, 72 teeth, finely toothed
- Spark plug insert 18 mm
- Cardan joint
- Adapter for 8 mm bits

With 12.5 mm ($1/2''$) drive:

- Hex insert 10 – 11 – 12 – 13 – 14 – 15 – 16 – 17 – 18 – 19 – 20 – 21 – 22 – 24 – 27 – 30 – 32 mm
- Hex insert extra long 16 – 17 – 18 – 19 – 22 mm
- Socket wrench insert, E-profile E20 – E24
- Spark plug insert 16 – 21 mm
- 125 mm extension
- Reversible ratchet 250 mm, 72 teeth, finely toothed
- T-handle with sliding head $1/2''$ 250 mm
- Cardan joint
- Adapter for 8 mm bits

Screwdriver bits with 8 mm drive x 30 mm long:

- for TORX®-screws T40 – T45 – T50 – T55 – T60 – T70
- for TORX®-screws with bore T40 – T45 – T50 – T55 – T60 – T70
- Hex socket insert 7 – 8 – 10 – 12 – 14 mm
- Cross-headed insert Phillips PH 3 – PH 4
- Slotted insert 8 – 10 – 12 mm
- Cross-headed insert Pozidriv PZ 3 – PZ 4

Screwdriver bits with 6.3 mm ($1/4''$) drive x 25 mm long:

- Polygon insert M5 – M6 – M8
- for TORX®-screws T5 – T6 – T7
- for TORX®-screws with bore T7
- RB-profile insert M5 – M6 – M7 – M8 – M9
- Five star insert TS10 – TS15 – TS20 – TS25 – TS27 – TS30 – TS40 – TS45

Hex socket L-key

- 1.27 – 1.5 – 2 – 2.5 – 3 – 4 – 5 mm



- 1
- 2
- 3
- 4
- 5
- 6
- 7
- 8
- 9
- 10
- 11
- 12
- 13
- 14
- 15
- 16
- 17
- 18
- 19
- 20
- 21
- 22
- 23
- 24
- 25
- 26

Design	PU	CIMCO-item no.
--------	----	----------------

SOCKET BIT BOX, 28-PIECE

In attractive, compact, two-coloured plastic box, nut driver and drive ratchet made of chrome vanadium steel, specially hardened, high-gloss polished and hard chrome-plated. Contains one of each of the following:
 Twelve-point sockets with 1/4" square drive: 4 - 4.5 - 5 - 5.5 - 6 - 7 - 8 - 9 - 10 - 11 - 12 - 13 - 14 mm
 Mini ratchet with reverser and quick release 1/4" square drive,
 Screw bits made of S2 special steel, 25 mm long; one bit each
 for slot-head screws 4 - 5 - 6 mm
 for Phillips crosshead screws PH 1 - PH 2 - PH 3
 for Pozidriv crosshead screws PZ 1 - PZ 2 - PZ 3
 for hex socket (Allen) screws 4 - 5 - 6 mm
 Bit holder with quick-release, 55 mm long, for manual and machine operation
 Adapter from 1/4" square drive (e.g. ratchet) to 1/4" hex drive (e.g. for screw bits), 25 mm long



	1	11 3154
--	---	---------

SPECIAL SOCKET WRENCH SET, 7-PIECE

with key sizes 8 - 10 - 11 - 13 - 15 - 17 mm. Contains one of each of the following:
 Hex sockets with 3/8"-square drive and drive T-handle made from chrome vanadium steel, specially hardened, polished to a high gloss and hard chrome-plated. Special feature: With the help of the special key shape, it is even possible to undo damaged (rounded) hexagon head screws.



	1	11 3160
--	---	---------

RATCHET COMBINATION WRENCH SET T120 FLEX

Ratchet combination spanner with ultrafine gearing for ratcheting loosening or fast tightening of screws and nuts in one operation. 120 teeth providing maximum performance and minimal return angle, from 3°. Ring spanner element, can pivot through 2 x 90°, for working from above or in cramped installation spaces. Clockwise or counter-clockwise rotation by simply turning the spanner, with additional colour coding. The open-end spanner with the individually developed flank geometry enables the resetting of the spanner in the working plane – comparable with a ratchet function, the open-end spanner does not need to be lifted off! Ergonomic grip design with an overall height of just 3 mm for outstanding power transmission. Made from chrome vanadium steel, specially hardened, surface nickel-plated matt black.



Wrench size across flats

8 mm	135 mm	1		11 2540
10 mm	160 mm	1		11 2541
13 mm	180 mm	1		11 2543
17 mm	230 mm	1		11 2545
19 mm	245 mm	1		11 2546

Set SW 8/10/13/17/19 + Tool roll bag	1	11 2550
--------------------------------------	---	---------



Wrench size across flats	Design	PU	CIMCO-item no.
--------------------------	--------	----	----------------

RATCHET COMBINATION SPANNER SET T72

Ratchet combination spanner with **fine gearing** for ratcheting loosening or fast tightening of screws and nuts in one operation. **72 teeth** providing high performance and small **return angle, from 5°**.

Clockwise or counter-clockwise rotation by simply turning the spanner, with additional colour coding.

Open-end spanner with 15°-cranking for ergonomic working. Drop-forged from chrome vanadium steel, tempered, polished to a high sheen, nickel-plated and hard-chrome-plated.

8 mm	1	11 2508
10 mm	1	11 2510
12 mm	1	11 2512
13 mm	1	11 2513
14 mm	1	11 2514
15 mm	1	11 2515
16 mm	1	11 2516
17 mm	1	11 2517
19 mm	1	11 2519
Set SW 8/9/10/11/12/13/14/15/16/17/18/19 + Tool roll bag	1	11 2505



DOUBLE OPEN-ENDED SPANNER SET

according to DIN 3110 and ISO 3318, jaw position 15°, made of chrome vanadium steel, bright chrome-plated
8-piece 6 x 7, 8 x 9, 10 x 11, 12 x 13, 14 x 15, 16 x 17, 18 x 19, 20 x 22 mm, with plastic clip

8-piece	1	11 2310
12-piece 6 x 7, 8 x 9, 10 x 11, 12 x 13, 14 x 15, 16 x 17, 18 x 19, 20 x 22, 21 x 23, 24 x 27, 25 x 28, 30 x 32 mm	1	11 2312



DOUBLE OPEN-ENDED SPANNER

6 x 7 mm	1	11 2200
8 x 9 mm	1	11 2202
10 x 11 mm	1	11 2204
10 x 13 mm	1	11 2206
12 x 13 mm	1	11 2208
13 x 14 mm	1	11 2210
13 x 17 mm	1	11 2212
14 x 15 mm	1	11 2214
16 x 17 mm	1	11 2218
17 x 19 mm	1	11 2220
18 x 19 mm	1	11 2222
20 x 22 mm	1	11 2226
21 x 23 mm	1	11 2228
24 x 27 mm	1	11 2232
25 x 28 mm	1	11 2234
30 x 32 mm	1	11 2238



12-POINT RING SPANNER SET

according to DIN 838 and ISO 3318, deep-offset (75°), made of chrome vanadium steel, bright chrome-plated,
6 x 7, 8 x 9, 10 x 11, 12 x 13, 14 x 15, 16 x 17, 18 x 19, 20 x 22 mm

8-piece	1	11 2430
12-piece 6 x 7, 8 x 9, 10 x 11, 12 x 13, 14 x 15, 16 x 17, 18 x 19, 20 x 22, 21 x 23, 24 x 27, 25 x 28, 30 x 32 mm	1	11 2432



COMBINATION WRENCH SET, 17-PIECE

according to DIN 3113 A and ISO 3318, made of chrome vanadium steel, bright chrome-plated

Size 6 to Size 22, in 1 mm increments	1	11 2500
---------------------------------------	---	---------



- 1
- 2
- 3
- 4
- 5
- 6
- 7
- 8
- 9
- 10
- 11
- 12
- 13
- 14
- 15
- 16
- 17
- 18
- 19
- 20
- 21
- 22
- 23
- 24
- 25
- 26



Wrench size across flats	Design	PU	CIMCO-item no.
--------------------------	--------	----	----------------

COMBINATION WRENCH

6 mm		1	11 2450
7 mm		1	11 2452
8 mm		1	11 2454
9 mm		1	11 2456
10 mm		1	11 2458
11 mm		1	11 2460
12 mm		1	11 2462
13 mm		1	11 2464
14 mm		1	11 2466
15 mm		1	11 2468
16 mm		1	11 2470
17 mm		1	11 2472
18 mm		1	11 2474
19 mm		1	11 2476
20 mm		1	11 2478
21 mm		1	11 2480
22 mm		1	11 2482
24 mm		1	11 2484
27 mm		1	11 2486
30 mm		1	11 2488
32 mm		1	11 2490

ADJUSTABLE SPANNERS

according to DIN 3117 A, forged from steel, chrome-plated, handle PVC coated, to allow simple work to be carried out quickly and flexibly.



SW 19	160 mm	1	11 2800
SW 24	210 mm	1	11 2802
SW 29	260 mm	1	11 2804

RATCHET TOOL AND INSERTS FOR SCREWED CABLE GLANDS

patented, professional tool system for time-saving, non-slipping and comfortable assembly of screwed cable glands, outstanding performance even in very constricted working areas (minimum pivoting angle only 10°) and while working with screwed cable glands with inserted cable, no damage to screw connections, different jaw sizes for plastic and metal screw connections, ratchet and sockets made of special precision-manufactured steel, loading capacity at least 20 Nm.

TORQUE WRENCH

Releasing torque wrench with holder for interchangeable push-on tools, adjustable via QuickSelect fast adjustment (safety locking device), viewing window indicator with Nm and ft.lb or in.lb, 2-component handle. Additional loading after release or loading against the functional direction, e.g. with screws that are seized, does not affect the release mechanism as it is protected against such damage. Indicator deviation ± 3%. Size of tool holder in mm, with manoscope (square socket) 9 x 12 mm. Supply includes operating instructions and factory calibration certificate.



Can only be used in combination with CIMCO article no. 11 5114, 11 5116 and 11 5100

Scale range: 2-20 Nm / 20-180 in.lb

Scale increments: 1 Nm/ 10 in.lb

Fine scale increments: 0.2 Nm

	Weight 740 g	1	11 5110
--	--------------	---	---------

RATCHET ADAPTER

Made of chrome vanadium steel, reversible, 60 teeth, suitable for torque wrench with 9 x 12 square holder.

Connection between torque wrench and ratchet adapter is secured by a spring-loaded retaining pin. When used with CIMCO torque wrench, article no. 11 5110 and 11 5112, no gauge correction needed on the torque wrench.

Can only be used in combination with CIMCO article no. 11 5110 and 11 1512.



	1/2"	1	11 5114
--	------	---	---------

Design	Total length mm	PU	CIMCO-item no.
--------	-----------------	----	----------------

OPEN RING-RATCHET

Slotted ratchet head with removable plastic handle, wrench size across flats size 20 to hold all the following sockets, simple rotation to turn to left and right, which makes it suitable for tightening and loosening screwed cable glands.

Can also be used in combination with CIMCO article no. 11 5110 and 11 5112.

		1	11 5100
--	--	---	---------



SOCKETS FOR SCREWED CABLE GLAND RATCHET

With size 20 holder, slotted version (other dimensions available upon request, minimum order 100 pieces) for screw connections.

(observe manufacturer dim.)	Size		
M 12	14	1	11 5014
M 12	15	1	11 5015
M 12, M 16	17	1	11 5017
M 12, M 16	19	1	11 5019
M 12, M 16	20	1	11 5020
M 16, M 20	22	1	11 5022
M 16, M 20	24	1	11 5024
M 20, M 25	27	1	11 5027
M 20, M 25	30	1	11 5030



SET OF RATCHETS AND SOCKETS FOR SCREWED CABLE GLANDS

Set in impact-resistant plastic transport and storage case, consisting of 2-piece open ring-ratchet, CIMCO article no. 11 5100 and 9 sockets (CIMCO article no. 11 5014 to 11 5030) for all common plastic and metal screwed cable glands of various manufacturers up to M 25.

11-piece	14 - 30	1	11 5000
----------	---------	---	---------



UNIVERSAL WRENCH FOR SCREWED CABLE GLANDS

For tightening and loosening screwed cable glands of all kinds, automatic continuously adjustable jaw size, ratchet-like function with 60° pivoting angle, handy and convenient even in constricted working areas, with fixed setting for continuous work with the same screw connection sizes, bronzed metal surfaces, with 2-component plastic handles.

For wrench size across flats mm	Length mm	Weight g		
Size 13 – 23	180	180	1	11 5040
Size 24 – 36	200	220	1	11 5042
2-piece set, size 13 – 23 and size 24 – 36			1	11 5045



RATCHET SCREWDRIVER SET, 18 PIECES

Screwdriver with freely selectable right/left rotation and 3-fold adjustable working angle (0°/45°/90°)

Set incl. roll-up bag

- Multifunction tool
- Bits, in handle:
 - Slot head 2.5 x 0.4 mm
 - Slot head 4.0 x 0.8 mm
 - Phillips cross-head PH 1 and PH 2
 - Pozidrive cross-head PZ 1 und PZ 2
 - Phillips / combi-profile PZ/FL 1
 - Phillips / combi profile PZ/FL 2
 - Hexagon 4 mm
 - Hexagon 5 mm
 - TORX® T 15 and T 20
- Sockets:
 - SW 7, SW 8, SW 10, SW 11, SW 13

18-piece		1	11 4866
----------	--	---	---------



NEW!

- 1
- 2
- 3
- 4
- 5
- 6
- 7
- 8
- 9
- 10
- 11
- 12
- 13
- 14
- 15
- 16
- 17
- 18
- 19
- 20
- 21
- 22
- 23
- 24
- 25
- 26

Size	Total length mm	PU	CIMCO-item no.
------	-----------------	----	----------------

SWITCH CABINET KEYS AND SYSTEMS

MAST KEY

Patented, universal range of locks made of die cast zinc (GD-Zn)



8 mm
 9 mm
 1/4"
 6 mm
 3 – 5 mm

90 x 90 x 14 mm		1	11 2882
-----------------	--	---	---------



5, 7, 8 mm
 9 mm
 1/4"
 3 – 5 mm
 6 – 10 mm

90 x 90 x 14 mm		1	11 2883
-----------------	--	---	---------

TRIANGLE NUT DRIVER

according to DIN 22417, with movable handle, galvanised, length 70 mm



For screws	Edge length (inner dimension)		
M 3	6 mm	1	11 2900
M 4	7 mm	1	11 2902
M 5	9 mm	1	11 2904
M 6	11 mm	1	11 2906
M 8	13 mm	1	11 2908
M 10	16,5 mm	1	11 2910
M 12	18 mm	1	11 2912

MULTI-KEY SET

complete cross-key set with inserts for 13 different locks,

All parts made of robust precision cast steel. The interchangeable sockets are held captive by a neodymium magnet.



6, 7, 8, 10 mm
 7 – 10 mm
 6 – 10 mm
 3 – 5 mm

		1	11 2798
--	--	---	---------

★ TOPSELLER ★



UNIVERSAL SWITCH CABINET KEY

patented, universal locking assortment made of zinc die casting, in the center hub with heating vent locking, for almost all common closures in electrical engineering, gas and water supply, air conditioning and ventilation technology, industry and many more, incl. chain, adapter and reversible bit.

5, 6, 7, 8 mm
 7, 9 mm
 1/4"
 3 – 5 mm
 PH2
 1,0 x 7 mm

72 x 72 x 13 mm		1	11 2894
-----------------	--	---	---------

SWITCH CABINET KEY "MINI"

patented, universal locking assortment made of zinc die casting, in the center hub with heating vent locking, for almost all common closures in electrical engineering, gas and water supply, air conditioning and ventilation technology, industry and many more, incl. chain, adapter and reversible bit.










5, 6, 7, 8 mm
 9 mm
 3 – 5 mm
 PH2
 1,0 x 7 mm

42 x 42 x 15 mm		1	11 2891
-----------------	--	---	---------

Size	PU	CIMCO-item no.
------	----	----------------

SPECIAL DB SWITCH CABINET KEY (DAIMLER BENZ)

patented, universal locking assortment made of zinc die casting, in the center hub with heating vent locking, for almost all common closures in electrical engineering, gas and water supply, air conditioning and ventilation technology, industry and many more, incl. chain, adapter and reversible bit.

 5, 7, 8 mm
  9 mm
  1/4"
  DB 7 mm
  3 - 5 mm
  PH2
  1,0 x 7 mm

72 x 72 x 143 mm 1 11 2895




SWITCH CABINET KEY CASE

patented, universal locking assortment with bit receptacle and reversible bit, in a sturdy plastic sliding box, triangular bit suitable for elevator unlocking.

 5, 7, 8 mm
  9 mm
  1/4"
  3 - 5 mm
  PH2
  1,0 x 7 mm

68 x 46 x 22 mm 1 11 2898




UNIVERSAL KEY „PROFI KEY“

patented, universal locking assortment made of zinc die casting, in the center hub with heating vent locking, for door handles, window handles, sanitary, new building and technical locking, incl. chain, adapter and reversible bit.

 5, 7, 8 mm
  9, 10 mm
  1/4"
  3 mm
  PH2
  7 mm
  6 - 10 mm

100 x 62 x 13 mm 1 11 2922



SUBMASTER „ELEKTRO“

patented, universal locking assortment, with the double turning mechanism 8 different locks can be put into position, a 5 mm square is especially suitable for heating venting, for locks in industry, trade, heating, public service and many more.

 5, 6, 7, 8, 9, 10 mm
  7, 8, 9, 10, 11 mm
  1/4"
  6 mm
  3 - 5 mm

97 x 92 x 19 1 11 2992



MASTERKEY „KOMPAKT DUO“


patented, by means of a 2-fold turning mechanism, 4 different closing heads can be brought into position. Three heads have a newly developed double function. By means of the inset joint, the universal key can be used both as T-handle with high torque or in the compact, plugged together variant. The swivelling inserts are made from die-cast zinc. The swinging arms and tie-bars are made from glass fibre-reinforced plastic. Weight: 92 g


 5, 6, 7, 8 mm
  7, 8, 9 mm
  3 - 5 mm


63 x 35 x 27 mm 1 11 2985




- 1
- 2
- 3
- 4
- 5
- 6
- 7
- 8
- 9
- 10
- 11
- 12
- 13
- 14
- 15
- 16
- 17
- 18
- 19
- 20
- 21
- 22
- 23
- 24
- 25
- 26

Size	Total length mm	PU	CIMCO-item no.
<h3>“COMPACT QUATTRO” MASTERKEY</h3> <p>patented, by means of a 2-fold turning mechanism, 8 different closing heads can be brought into position. By means of the inset joint, the universal key can be used both as T-handle with high torque or in the compact, plugged together variant. New 1/4" socket holder, that enables easy plugging-on and holding of 1/4" sockets. The swivelling inserts are made from die-cast zinc. The swinging arms and tie-bars are made from a glass fibre-reinforced plastic. Weight: 110 g</p>			
 <div style="float: left; margin-right: 10px; color: red; font-weight: bold; font-size: 1.2em;">NEW!</div> <div style="display: flex; justify-content: space-around; align-items: center;"> 5, 6, 7, 8, 9 mm 6, 7, 8, 9, 10 mm 1/4" 3 – 5 mm 1/4" </div>			
63 x 48 x 39 mm		1	11 2986

<h3>“MULTIBOX 19” MASTERKEY</h3> <p>patented, newly developed, stable Multibox made from high-strength plastic with large opening angle for easy removal of the inserts. Ergonomically shaped, for better handling. Three universal inserts are equipped with a newly developed double-function (made from die-cast zinc). For all common closures in electrical engineering, gas- and water supply, air-conditioning and ventilation technology. Markings of the closures directly on the key. Incl. 2 reversible bits. Material: die-cast zinc/plastic (glass fibre-reinforced), weight: 168 g</p>			
 <div style="float: left; margin-right: 10px; color: red; font-weight: bold; font-size: 1.2em;">NEW!</div> <div style="display: flex; justify-content: space-around; align-items: center;"> 6, 7, 8 mm 7, 8, 9, 10 mm 1/4" 3 – 5 mm 3 mm PH2 </div> <div style="display: flex; justify-content: space-around; align-items: center; margin-top: 5px;"> 1,0 x 7 mm TX 20, TX 25 6 – 10 mm </div>			
113 x 55 x 27 mm		1	11 2987

<h3>SUBKEY “ELECTRO”</h3> <p>patented, by means of a double turning mechanism, four different switch cabinet keys can be brought into position. A 5 mm square attached to the pin is particularly suitable for venting heating valves. By means of a universal 1/4" bit holder, all commercially available bits can be used. For closures in electrical engineering, gas- and water supply, heating, air-conditioning, sanitary sector and much more. Material: die-cast zinc/plastic (glass fibre-reinforced), weight: 103 g</p>			
 <div style="display: flex; justify-content: space-around; align-items: center;"> 5, 6, 7, 8 mm 7, 9, 10 mm 3 – 5 mm </div>			
142 x 97 x 23 mm		1	11 2994

<h3>NEW CONSTRUCTION KEY</h3> <p>Solid metal key made of annealed cast iron, with a variety of possible uses in buildings, especially new buildings.</p>			
 <div style="display: flex; justify-content: space-around; align-items: center;"> Square socket 6, 7 and 8 mm, square drive bit 6 – 10 mm for doors and windows without fittings, </div> <p>Allen key 3 mm for set screws on door handles, spigots for closing and opening profile cylinder lock holders (17 mm ø), depth gauge for built-in locks 22 to 75 mm, cap lifter (bottle opener)</p>			
195		1	11 2890

Total length mm	PU	CIMCO-item no.
-----------------	----	----------------

WRENCH FOR SET SCREWS FOR FUSES

Diazed, with lacquered wooden haft, suitable for all sizes

175	1	14 0100
-----	---	---------



WRENCH FOR SET SCREWS FOR FUSES AND FOR CONTACT SCREWS

Diazed, combined, re-insert to use for set screws 2 - 63 A, haft made of insulation material

105	1	14 0102
-----	---	---------



1

2

3

4

5

6

7

8

9

10

11

12

13

14

15

16

17

18

19

20

21

22

23

24

25

26

MEASURING AND TESTING INSTRUMENTS

AC mini ammeter
CIMCO-item no. 11 1410







Digital Multimeter
CIMCO-item no. 11 1408

- 1
- 2
- 3
- 4
- 5
- 6
- 7
- 8
- 9
- 10
- 11
- 12
- 13
- 14
- 15
- 16
- 17
- 18
- 19
- 20
- 21
- 22
- 23
- 24
- 25
- 26

Design	Size mm	PU	CIMCO-item no.
--------	---------	----	----------------

OVERVIEW VOLTAGE TESTER

	 AC/DC ELECTRICITY VOLTAGE TESTER 1000 V AC/1500 V DC <ul style="list-style-type: none"> The all-rounder, including current measurement. 	 AC/DC VOLTAGE TESTER WITH FI-/RCD TRIGGER <ul style="list-style-type: none"> The professional instrument including load connection! 	 AC/DC VOLTAGE TESTER 1000 V AC/1500 V DC <ul style="list-style-type: none"> The uncompromising allrounder for every day! 	 AC/DC VOLTAGE TESTER TO 690 V <ul style="list-style-type: none"> The compact beginner model.
Current measurement (fork) 200 A AC	✓	–	–	–
Load connection	–	✓	–	–
LCD display, illuminated	✓	✓*	✓*	–
Display	10 LEDs, 4 Digit LCD, Sound, Vibration	13 LEDs, 3 Digit LCD	13 LEDs, 3 Digit LCD	11 LEDs
Automatic polarity display	✓	✓	✓	✓
TrueRMS	✓	–	–	–
Voltage range	1 – 1000 V AC TRMS, 1 – 1500 V DC	12 – 1000 V AC, 12 – 1500 V DC	12 – 1000 V AC, 12 – 1500 V DC	12 – 690 V AC, 12 – 690 V DC
Resistance measurement	0 – 100 kΩ	0 – 1999 kΩ*	–	–
Frequency range DC	15 – 800 Hz	40 – 400 Hz	16 – 400 Hz	0 – 65 Hz
Power consumption < 3.5 mA	✓	✓	✓	✓
Single-pole test	90 – 1000 V AC	100 – 1000 V AC	100 – 1000 V AC	100 – 690 V AC
Rotary field test 170 – 1000 V AC	170 – 1000 V AC	170 – 1000 V AC	170 – 1000 V AC	–
Continuity/diode test, optical and acoustic	✓	✓	✓	✓
Fast one-hand test (shockproof socket)	✓	✓	✓	✓
Protection class IP64	✓	✓	✓	IP 54
Integrated torch	✓	✓	✓	–
Battery test (indication in LCD display)	✓	✓	✓	Holding test probes together
Measurement category CAT III 1000 V	✓	✓	✓	690 V
Measurement category CAT IV 600 V	✓	✓	✓	300 V
Tested in accordance with EN61010, EN61243-3:2014	✓	✓	✓	✓
Batteries 2 x 1.5 V AAA	✓	✓	✓	✓
Dimensions approx.	210 x 63 x 37 mm	240 x 75 x 30 mm	240 x 65 x 19 mm	205 x 67 x 27 mm
Weight approx.	270 g	270 g	180 g	130 g
CIMCO-item no.	11 1439	11 1438	11 1429	11 1434

*from Q3 2022, current features according to www.cimco.de

Size mm	PU	CIMCO-item no.
---------	----	----------------

AC/DC VOLTAGE TESTER 1000 V AC/1500 V DC, WITH CURRENT MEASUREMENT UP TO 200 A, TRUE-RMS

AC/DC voltage tester up to 1000 V AC/1500 V DC, with open pliers for simple and fast current measurement up to 200 A, TrueRMS real r.m.s. measurement, overvoltage category CAT III 1000 V, CAT IV 600 V, with LED and LCD display, integrated single-pole-, rotary field direction- and continuity test, automatic polarity detection, resistance measurement up to 100 kΩ, frequency range 15 – 800 Hz, self-test function, sound- and vibration function for secure feedback, fast one-hand test on shockproof outlet sockets, torch function, test probe protection, protection class IP64, tested in accordance with EN61010, EN61243-3:2014, batteries included in scope of supply, including holster.

210 x 63 x 37	1	11 1439
---------------	---	---------



NEW!

AC/DC VOLTAGE TESTER 1000 V AC/1500 V DC, WITH FI-/RCD TRIGGER AND LED/LCD DISPLAY

AC/DC voltage tester up to 1000 V AC/1500 V DC*, with load connection, overvoltage category CAT III 1000 V, CAT IV 600 V, with LED and LCD display (incl. backlight*), integrated single-pole test, resistance measurement (up to 1999 Ω*), automatic polarity detection, phase rotation testing, continuity test (optical and acoustic), frequency range 40 – 400 Hz, fast one-hand test on shockproof outlet sockets, torch function, test probe protection, cable length 1.2 m, protection class IP 64, tested in accordance with EN61010, EN61243-3:2014, batteries included in scope of delivery.

240 x 75 x 30	1	11 1438
---------------	---	---------

★ TOPSELLER ★



NEW!

AC/DC VOLTAGE TESTER 1000 V AC/1500 V DC, WITH LED-/LCD DISPLAY

AC/DC voltage tester up to 1000 V AC/1500 V DC*, overvoltage category CAT III 1000 V, CAT IV 600 V. With LED and LCD display (incl. backlight*), integrated single-pole test, automatic polarity detection, phase rotation testing, continuity test (optical and acoustic), frequency range 16 – 400 Hz. fast one-hand test on shockproof outlet sockets, torch function, test probe protection, cable length 1.2 m, protection class IP 64, tested in accordance with EN61010, EN61243-3:2014, batteries included in scope of delivery.

240 x 65 x 19	1	11 1429
---------------	---	---------



AC/DC VOLTAGE TESTER UP TO 690 V

AC/DC voltage tester 12 – 690 V, overvoltage category CAT III 690 V, CAT IV 300 V, with LED display, integrated single-pole test, automatic polarity detection, continuity test (optical and acoustic), frequency range 0 – 65 Hz, fast one-hand test on shockproof outlet sockets, test probe protection, cable length 1.2 m, protection class IP 54, tested in accordance with EN61010, EN61243-3:2014, batteries included in scope of delivery.

205 x 67 x 27	1	11 1434
---------------	---	---------



*from Q3 2022, current features according to www.cimco.de

- 1
- 2
- 3
- 4
- 5
- 6
- 7
- 8
- 9
- 10
- 11
- 12
- 13
- 14
- 15
- 16
- 17
- 18
- 19
- 20
- 21
- 22
- 23
- 24
- 25
- 26

Design	Size mm	PU	CIMCO-item no.
--------	---------	----	----------------

- 1
- 2
- 3
- 4
- 5
- 6
- 7
- 8
- 9
- 10
- 11
- 12
- 13
- 14
- 15
- 16
- 17
- 18
- 19
- 20
- 21
- 22
- 23
- 24
- 25
- 26



NON-CONTACT VOLTAGE TESTER VOLTFIX AND MAGNO-VOLTFIX (FROM 12 V AC)

Non-contact, optical and acoustic detection of alternating voltages from 12 V AC, overvoltage category CAT IV 1000 V, two selectable voltage ranges/sensitivity levels, torch function, protection class IP 65, batteries included in scope of delivery.

Voltfix voltage tester	1	11 1460
Magno-Voltfix voltage tester (additional display of magnetic field)	1	11 1465



CONTINUITY TESTER, 0 – 500 KΩ/0 – 10 Ω

Continuity and circuit tester with two-stage range indicator: 0 – 500 kΩ / 0 – 10 Ω, test current up to 20 mA, overvoltage protection 400 V, measurement circuit category CAT II 600 V, optical and acoustic continuity test, test leads permanently installed, torch function, auto-on/off, protection class IP 40, tested in accordance with EN61010-1, batteries included in scope of delivery.

90 x 74 x 25	1	11 1435
--------------	---	---------

DIGITAL MULTIMETER

★ TOPSELLER ★



DIGITAL MULTIMETER AUTOMATIC, WITH AUTOMATIC RANGE SELECTION (600 V)

Professional multimeter with automatic range selection, AC/DC voltage measurement up to 600 V, AC/DC current measurement up to 10 A, resistance measurement up to 40 MΩ, temperature- (up to 500°C), capacity- (up to 100 μF) and frequency measurement (up to 5 Mhz), overvoltage category CAT III 600 V, CAT IV 300 V, optical and acoustic continuity test, diode test, large LCD display, **with display lighting**, **Data Hold function**, protection class IP 40, tested in accordance with EN61010-1, EN61010-2-033, EN61010-031, batteries included in scope of delivery.

165 x 80 x 55	1	11 1404
---------------	---	---------



DIGITAL MULTIMETER EASY, WITH MEASURING SOCKET DISPLAY (600 V) TRMS

Multimeter with measuring socket display, ideal for school or training, TRMS, AC/DC voltage measurement up to 600 V, DC current measurement up to 10 A, resistance measurement up to 20 MΩ, overvoltage category CAT III 600 V, continuity test, diode test, acoustic warning signal, large LCD display, Data Hold function, tested in accordance with EN61010-1, batteries included in scope of delivery.

185 x 91 x 43	1	11 1408
---------------	---	---------



DIGITAL MULTIMETER STANDARD (600 V)

Multimeter, AC/DC voltage measurement up to 600 V, AC-/DC current measurement up to 10A, resistance measurement up to 2 MΩ, overvoltage category CAT III 600 V, CAT IV 300 V, continuity test, diode test, large LCD display, protection class IP40, tested in accordance with EN61010-1, EN61010-2-033, EN61010-031, batteries included in scope of delivery.

145 x 75 x 40	1	11 1409
---------------	---	---------

Size mm	PU	CIMCO-item no.
---------	----	----------------

AMMETERS

AC/DC AMMETER TRUE-RMS

AC/DC ammeter, current measurement up to 100A AC/DC, with multimeter function, TrueRMS true effective value measurement, resistance and capacity measurement. Overvoltage category CATII 600 V, CATIII 300V. Non-contact AC-voltage measuring (NCV). Acoustic continuity test, Data-Hold, diode test. Large LCD display with backlight. Scope of delivery: bag, safety test leads, batteries.

175 x 60 x 34	1	11 1411
---------------	---	---------



AC/DC MINI AMMETER 400 A

AC/DC Mini ammeter, current measurement up to 400A AC/DC. Overvoltage category CATIII 600 V. Resistance, capacity, frequency and temperature measurement. Non-contact voltage measuring (NCV). Acoustic continuity test, Data-Hold, diode test. Large LCD display with backlight. Scope of delivery: bag, safety test leads, thermal probe, K-type measurement adapter, batteries.

200 x 60 x 34	1	11 1412
---------------	---	---------



AC MINI AMMETER 400 A

AC Mini ammeter, current measurement up to 400A AC. Overvoltage category CATIII 600 V. Resistance, capacity, frequency and temperature measurement. Non-contact voltage measuring (NCV). Acoustic continuity test, diode test. Large LCD display with backlight. Scope of delivery: bag, safety test leads, thermal probe, K-type measurement adapter, batteries.

200 x 60 x 34	1	11 1410
---------------	---	---------



ACCESSORIES

TRANSPORT BAG WITH MESH INSERT AND CARRYING HANDLE

Transport bag for the safe stowing of digital multimeter devices together with accessories, three mesh inserts ensure for secure hold of all components, colour black, with practical carrying handle.

200 x 210 x 50	1	11 1472
----------------	---	---------



TRANSPORT BAG VOLTAGE TESTER

Transport bag for safe storage of CIMCO tension testers. Colour black, with belt loop and retaining clip.

300 x 77 x 50	1	11 1488
---------------	---	---------



TEST PROBE SET, 2 MM TIP

2 mm test probes made from stainless steel, short version, CAT III/1000 V, current carrying capacity up to 16 A, with 4 mm safety plug-in technique according to DIN VDE 0411/EN 61010.

L 102	1	11 1474
-------	---	---------



TEST PROBE SET, 4 MM TIP

4 mm test probes made from stainless steel, long version, CAT III/1000 V, current carrying capacity up to 16 A, with 4 mm safety plug-in technique according to DIN VDE 0411/EN 61010/IEC 61010.

L 142	1	11 1473
-------	---	---------



- 1
- 2
- 3
- 4
- 5
- 6
- 7
- 8
- 9
- 10
- 11
- 12
- 13
- 14
- 15
- 16
- 17
- 18
- 19
- 20
- 21
- 22
- 23
- 24
- 25
- 26

- 1
- 2
- 3
- 4
- 5
- 6
- 7
- 8
- 9
- 10
- 11
- 12
- 13
- 14
- 15
- 16
- 17
- 18
- 19
- 20
- 21
- 22
- 23
- 24
- 25
- 26

Size mm	PU	CIMCO-item no.
---------	----	----------------



CROCODILE CLIP SET

Safety crocodile clips, red and black, opening width approx. 21 mm, CATIII/1000 V, CAT IV/600 V. Current carrying capacity up to 16 A. With 4 mm safety plug-in technique according to DIN VDE 0411 / EN 61010.

	1	11 1480
--	---	---------



TEST LEAD SET, STANDARD

Safety test leads in black and red, CAT III / 1000 V. Current carrying capacity up to 16 A. With 4 mm safety plug-in technique according to DIN VDE 0411 / EN 61010.

L 1000	1	11 1481
--------	---	---------



TEST LEAD SET, BANANA PLUGS

2 mm stainless steel test probes, CAT III / 1000 V. Current carrying capacity up to 16 A. With 4 mm safety plug-in technique according to DIN VDE 0411 / EN 61010.

L 1000	1	11 1482
--------	---	---------



TEST LEAD SET, 6 PIECES

Test lead and test probe set, with 4 mm safety plug-in technique. Content: 2x each safety test leads L 1000 mm, 2 mm test probes L 102 mm with end cap and crocodile clips in black and red. CAT III/1000 V. Current carrying capacity up to 16 A. With 4 mm safety plug-in technique according to DIN VDE 0411/EN 61010.

L 1000	1	11 1485
--------	---	---------



CABLE DETECTIVE

Test instrument for mains copper cables, for discovering connection faults in customised data cables and complete installations. All coaxial connections with BNC/TNC connectors, USB cables and all UTP/STP cabling with 6 or 8 pin modular plugs can be checked in seconds for wire breaks, pin assignment and short circuits, both for individual conductors and for shielding. With visual (LED) and acoustic error signals. The "Cable Detective" reduces the tedious, fraught and expensive search for cable faults to a minimum. Even longer cables laid up to 200 m can be tested by a single person. In a practical belt bag, for 9-Volt E-block battery, with comprehensive operating instructions.

145 x 86 x 26	1	11 1440
---------------	---	---------

Design	Size mm	PU	CIMCO-item no.
--------	---------	----	----------------

VOLTAGE TESTER

with clear transparent, impact-resistant plastic haft, VDE tested

W mm	L mm	Testing range Volt			
3.0	65	120 – 250 AC	140	1	11 1280
3.5	100	120 – 250 AC	190	1	11 1288



DREI-VE VOLTAGE TESTER

The new voltage tester from CIMCO simply sits better in the hand due to the innovative triangular handle.

The Drei-Ve voltage tester has an ergonomically shaped triangular handle in transparent, impact-resistant plastic. The curved longitudinal contour allows the best possible contact pressure and the appropriately shaped holding clip on the handle will secure it to a shirt or overall pocket. The voltage tester is manufactured to meet the latest DIN standards and is VDE/GS tested.

W mm	L mm	Testing range Volt			
3.0	65	150 – 250 AC	155	1	11 1282



VOLTAGE TESTER

with clear, transparent, impact-resistance plastic haft in DIY pouch (not licensed for Germany)

W mm	L mm	Testing range Volt			
3	45	100 – 500 AC	140	1	11 1320



VOLTAGE TESTER EURO

with surrounding anti-slip protection

W mm	L mm	Testing range Volt			
3.5	14	125 – 250 AC	190	1	11 1290




CABLE SPOOLING AND CABLE PULLING AIDS

Pipe Eel®
CIMCO-item no. 14 2244

Kati® Blitz Mini
CIMCO-item no. 14 2060

Kati® Twist 2.0
CIMCO-item no. 14 2570



- 1
- 2
- 3
- 4
- 5
- 6
- 7
- 8
- 9
- 10
- 11
- 12
- 13
- 14
- 15
- 16
- 17
- 18
- 19
- 20
- 21
- 22
- 23
- 24
- 25
- 26

1
2
3
4
5
6
7
8
9
10
11
12
13
14
15
16
17
18
19
20
21
22
23
24
25
26

	Size mm	PU	CIMCO-item-no.
--	---------	----	----------------

CABLE SPOOLING AND UNWINDING DEVICES

CABLE COIL DISPENSER

Manufactured from powder-coated steel tubing, for winding goods such as all types of cables as well as flexible empty conduits, for horizontal and vertical winding and unwinding of cable coils with a minimum inner diameter of 110 mm and maximum outer diameter of 300 mm, quickly adjustable to different coil diameters thanks to self-locking guides, complete with 3 anti-slip rubber feet, carrying handle and quick winding crank handle, load-bearing capacity up to 70 kg



The simultaneous unwinding and pulling of multiple conductors is made easier if multiple limitation discs (CIMCO article no. 14 2742) are used on the cable coil dispenser.



The hand-held cable length measuring tool can be mounted onto the cable coil dispenser without any problems whatsoever. Simply pull off the plastic handle on the cable coil dispenser. Push on the measuring tool and fix with a hexagon socket screw.

H x W x L mm

570 x 460 x 400

1

14 2740

CABLE DRUM UNROLLER TROMMELFIX

Extremely robust cable drum unroller made from powder-coated steel sheet complete with carrying handle and four height-adjustable, anti-slip rubber feet, flat loading ramp, with two bearer rollers and lateral drum guides.

★ TOPSELLER ★



TROMMELFIX 200

Maximum load-bearing capacity of 200 kg, maximum drum diameter of 700 mm, maximum drum width of 530 mm, bearer roller distance can be varied as desired by simply re-hanging the rollers (200, 300 and 400 mm), weight 15.7 kg

120 x 600 x 635

1

14 2750

TROMMELFIX 200 ULTRA

Lightweight design with a weight saving of 6 kg. Made of powder-coated steel sheet, flat loading ramp, integrated drum guide in the bearer rollers, convenient winding and unwinding of cable drums thanks to the new drum brake (unwinding brake) in the front drum axle, max. drum width: 530 mm, load-bearing capacity up to 200 kg, weight: 9.4 kg



Product video
TROMMELFIX
200 ULTRA

70 x 580 x 660

1

14 2756

TROMMELFIX 700

Load-bearing capacity of up to 700 kg, maximum drum diameter of 1000 mm, maximum drum width of 730 mm, bearer roller distance can be varied as desired by simply re-hanging the rollers (200, 300, 400 and 500 mm), weight 26 kg

160 x 750 x 780

1

14 2752

TRANSPORT SET FOR CABLE DRUM UNROLLER TROMMELFIX 200

Useful addition for mobile use of the cable drum unroller 200 kg (CIMCO article no. 14 2750).

Set consisting of: 4 screw-on castors (2 of which can be swivelled, 2 with locking brake); hand rod assembly that can be plugged together for pushing and pulling even a loaded cable drum unroller including holder for hand-held cable length measuring tool CIMCO article no. 14 2745; stable loading ramp made from grooved steel sheet, which prevents the slipping of heavy drums, complete with 4 anti-slip rubber feet and carrying handle; 2 screw-on holders for the connection of cable drum unroller and hand rod assembly; installation instructions. The set can be assembled very quickly and can also be utilised as a retrofit set for older CIMCO cable drum unrollers.



1

14 2754

Design	Size mm	PU	CIMCO-item no.
--------	---------	----	----------------

KATIMEX DISPENSER FOR DISPOSABLE CABLE DRUMS

For cable drums with a max. diameter of 800 mm and maximum weight of 200 kg, particularly advantageous when dealing with damaged cable drums, ideally suitable for the simple winding, unwinding and re-winding of small cable and wire cross-sections thanks to a second upper axle. Collapsible and therefore more convenient and provides space-saving transportation in the vehicle.

Dispenser basic unit	980 x 800 x 200	1	14 2730
Second upper axle		1	14 2732

ALUMINIUM RUNNER

With a load-bearing capacity of up to 300 kg, for cable drums of any width, with flat loading ramp and non-slip rubber feet, variable bearer roller distance (250 mm, 330 mm, 410 mm).

With plastic rollers, without locking (unwinding brake)	1 Pair	14 2698
Aluminium rollers for 14 2698 with 2 axles and screw fittings	1 Pair	14 2704
With aluminium rollers and manual drum brake (unwinding brake)	1 Pair	14 2706

With a load-bearing capacity of up to 1000 kg, for cable drums of any width; aluminium body, with repositionable rollers.

	220 x 140 x 1000	1 Pair	14 2702
--	------------------	--------	---------

HAND-HELD CABLE LENGTH MEASURING TOOL

Measuring device for fast and precise determination of cable lengths, further area of application for all types of cables and similar wound products measuring between 4 and 35 mm in diameter, automatic cable size adjustment via leaf clamp, branded German counter with excellent measuring accuracy, measurement range from 0 to 9999.9 m, zero position via the reset toggle switch, rubberised aluminium measuring wheel, screw-off handle for mobile use on construction sites, in the warehouse, workshop etc., with holder shaft for stationary use in combination with all CIMCO TROMMELFIX dispensing aids and the CIMCO connection frame, can also be mounted on the cable coil dispenser (CIMCO article no. 14 2740)

Rubberised aluminium measuring wheel	4 - 35 mm ø	1	14 2744
--------------------------------------	-------------	---	---------

CONNECTION FRAME FOR HAND-HELD CABLE LENGTH MEASURING TOOL

The hand-held cable length measuring tool is fixed to the CIMCO Trommelfix 200 and Trommelfix 700 cable drum unroller using the connection frame. As a result, the measuring tool becomes a stationary facility for cutting to size on standard cable drums. Can be adjusted to many positions in both height and length and can also be swivelled via the lockable rollers, ensuring that it can be adapted to all individual working and space situations, assembly is completed within a few seconds by simply plugging it together, ideal for all cable drum warehouses when it comes to wholesale and retail as well as on construction sites, weight only 3.5 kg

		1	14 2748
--	--	---	---------

KATIMEX CABLE DRUM SPINDLE HOIST

For cable drums with a maximum diameter of 1600 mm, lifting height greater than 100 mm, capacity of 4000 kg per pair, construction height of 640 mm, floor space 400 x 200 mm, weight 13.2 kg

		1	14 2320
--	--	---	---------

KATIMEX HYDRAULIC CABLE DRUM HOIST


With hand pump, three-fold height adjustment, for cable drums with a maximum diameter of 1600 mm, lifting height of 100 mm, capacity of 4000 kg per pair, overall height of between 620 and 960 mm, floor space 400 x 200 mm, weight 16.3 kg

		1	14 2322
--	--	---	---------

KATIMEX CABLE DRUM HOIST

Finely graduated height adjustment of the axle bearing shells via notches, for cable drums with a maximum diameter of 1600 mm, lifting height of 60 mm, capacity of 2000 kg per pair, overall height of 900 mm, floor space 630 x 310 mm, weight 14 kg

Design left		1	14 2323
Design right		1	14 2324



- 1
- 2
- 3
- 4
- 5
- 6
- 7
- 8
- 9
- 10
- 11
- 12
- 13
- 14
- 15
- 16
- 17
- 18
- 19
- 20
- 21
- 22
- 23
- 24
- 25
- 26

1
2
3
4
5
6
7
8
9
10
11
12
13
14
15
16
17
18
19
20
21
22
23
24
25
26

Design	Size	PU	CIMCO-item-no.
--------	------	----	----------------



KATIMEX® CABLE DRUM HOIST HYDROKAT®

Hydraulic cable drum hoist, mobile, can be easily positioned by one person working on the cable drum, safe load loading thanks to double columns, 7-step or 13-step height adjustment of the axle bearing shells via notches, lifting height of 150 mm, capacity of 10,000 kg per pair, floor space 540 x 340 mm

for cable drums with diameter	Overall height	Weight		
700 mm to 2200 mm	1070 mm	53 kg	1	14 2326
700 mm to 3200 mm	1635 mm	69 kg	1	14 2328



KATIMEX® CABLE DRUM HOIST HYDROKAT® PLUS

Design with mounted axle bearing shells, for low-friction unwinding of cable drums, protects the drum axles and the axle bearing shells. Utilisation only in combination with adjusting rings.

for cable drums with diameter	Overall height	Weight		
800 mm to 2200 mm	1070 mm	53 kg	1	14 7026
800 mm to 3200 mm	1635 mm	69 kg	1	14 7027
Adjusting ring for axle diameter 51 mm			1	14 7028
Adjusting ring for axle diameter 76 mm			1	14 7029



KATIMEX® CABLE DRUM HOIST HYDROKAT® MINI

Hydraulic cable drum hoist, for smaller drum diameters, safe load loading thanks to double columns, capacity of up to 4,000 kg per pair, four-fold height-adjustable axle bearing shell, lifting height of 100 mm, floor space 400 x 200 mm

with diameter with diameter	Overall height	Weight		
500 mm to 1100 mm	735 mm	18 kg	1	14 2325



KATIMEX® DRUM AXLES

made from heavy galvanised tubular steel

Capacity	Length	Axle ø	Weight		
3000 kg	1500 mm	51 mm	18 kg	1	14 2330
8000 kg	1850 mm	76 mm	41 kg	1	14 2331
8000 kg	2200 mm	76 mm	45 kg	1	14 2332



KATIMEX® DRUM AXLE SHELLS

made from galvanised steel

	Weight		
for axle diameter 51 mm	0,8 kg	1	14 2335
for axle diameter 76 mm	1,2 kg	1	14 2336



CABLE LAYING AIDS FOR TRAY ENDS AND STRAIGHT SECTIONSTAXIMAX

Prevention of cable damage when dealing with tray ends with sharp edges. Can also be used in the event of overcrowding of the cable trays. No further technician is required, even when dealing with longer routes! Galvanised, metal design complete with ball bearing-mounted aluminium rollers on both sides. With lateral elongated holes for the fastening of cable ties to the trays (if already occupied with cables). Max. cable diameter 70 mm.

Adjustable for different rung and lattice distances	1	14 2760
With chamfered sheet metal	1	14 2762



CABLE LAYING AID FOR TAXIFIX TRAY OFFSET

Prevention of cable damage on sharp corners. Can also be used in the event of overcrowding of the cable trays. No further technician is required, even when dealing with longer routes! Metal design (red, powder-coated) with four aluminium rollers, arrangement of the rollers in cable shape (curved) and locking system for the loading and removal of cables, retainer for screwing onto the tray. Max. cable diameter 75 mm.

Metal case, 2 dispensing aids, 2 screw retainers	1	14 2764	
Metal case, 4 dispensing aids, 4 screw retainers	1	14 2766	
XL additional retainer	Width 100 mm	1	14 2768

Design	Size	PU	CIMCO-item no.
--------	------	----	----------------

CABLE PULLING AIDS

PLASTIC WINDING RODS

Made from stretched monofilament, with solid steel end pieces and additional lead spring, approx. 130 mm in length, cable lugs on both ends, material \varnothing 4 mm, tensile strength 900 N

	5 m	1	14 0052
	10 m	1	14 0054
	15 m	1	14 0056
	20 m	1	14 0058
	25 m	1	14 0060
	30 m	1	14 0062



CRIMPING PLIERS FOR THE REPAIR OF PLASTIC WINDING ROD

Compound leverage crimping pliers with automatic ratchet mechanism and square profile crimping inserts, for the repair of CIMCO plastic winding rods with 4 mm \varnothing .

	220 mm	1	10 6114
End piece/lug for plastic rod		1	14 0065
Lead spring for plastic rod		1	14 0067
Coupling for plastic rod		1	14 0069



CRIMPING PLIERS SET FOR PLASTIC RODS

in **Taaco** – PSC vario-240 component boxes, with crimping pliers CIMCO article no. 10 6114.
Contents: 10 lead springs pre-fitted with coupling piece, 10 end pieces

31-piece	240 x 190 x 60 mm	1	10 6314
----------	-------------------	---	---------



WINDING SPIRALS EFLEX

Made from fourfold-rolled steel wire spirals, with solid steel end pieces, \varnothing 4 mm shafts, tensile strength 500 N.

	5 m	1	14 0040
	10 m	1	14 0042
	15 m	1	14 0044
	20 m	1	14 0046
	25 m	1	14 0048
	30 m	1	14 0050



KATIMEX CABLE PILOT SET

Cable guiding heads for directly inserting many common cables into short empty conduit routes.

Set consisting of small cable pilot (for coaxial cables, NYM 3 x 1.5 mm² etc.)

and large cable pilot (for cables NYM 3 x 2.5 mm² - 5 x 1.5 mm² - 5 x 2.5 mm² etc.)

		1	14 2188
--	--	---	---------



	Design	PU	CIMCO-item-no.
--	--------	----	----------------



KATIMEX® FIBRE GLASS PUSH ROD SET

The perfect solution for laying cables in suspended ceilings or confined spaces. With an M5 inside or outside threaded sleeve at the end of the push rod for an optional extension. Including LED viewing probe for sufficient light and a sliding attachment for obstacles. Supplied in a practical bag with attachment option (e.g. on ladders). Also without available cable ducts, empty conduits or other cable runs.

Content: 3 push rods \varnothing 6 mm, length 1 m, 7 push rods \varnothing 8 mm, length 1 m, 1 sliding attachment, 1 LED lamp, 1 guide head with ring, 1 hook, 1 guide head, 1 chain, 1 draw head, 1 magnet, 1 flex rod 15 cm, 1 adapter from M 6 to M 5, 1 accessories bag

21-piece	1	14 6270
----------	---	---------

Push rod extension set: 3 push rods \varnothing 6 mm, length 1 m, 3 push rods \varnothing 8 mm, length 1 m

6-piece	1	14 6271
---------	---	---------

Push rod accessory set: 1 sliding attachment, 1 adapter from M 6 to M 5, 1 LED lamp, 1 guide head with ring, 1 hook, 1 guide head, 1 chain, 1 draw head, 1 magnet, 1 flex rod 15 cm

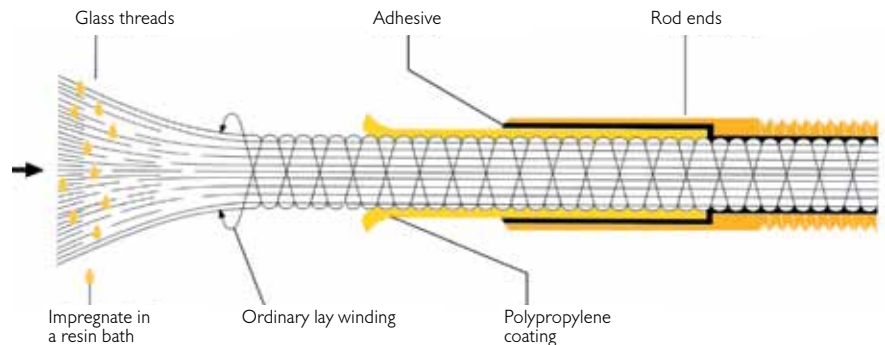
10-piece	1	14 6292
----------	---	---------



Image video
Cable pull systems

RATIONAL CABLE PULLING SYSTEMS FOR PROFESSIONAL ELECTRICIANS. POLYKAT® – THE FIBREGLASS ROD

Polykat® fiberglass rods are the basic elements of all cable pulling systems from Katimex®. The combination of extreme bending strength and maximum thrust stability provides the rod with the characteristics of a flexible rod. As a result, extremely small bending radii are possible and narrow pipe bends can be passed through easily. The smooth plastic coating has excellent sliding properties and reduces the friction resistance to a minimum. It is distinguished by high wear resistance. The high elasticity of Polykat® fiberglass rods enables the construction of unrivalled small, compact and handy devices.



	INDOOR					OUTDOOR		
	Kati® Blitz Mini	Kati® Blitz	Kati® Blitz 2.0 Kati® Blitz Ortung 2.0	Kati® Twist Kati® Twist 2.0	Kabelmax®	Kabeljet®	Röhrenaal®	
Fibreglass rod diameter	1,2 mm	3,0 mm		4,5 – 6 mm	4,5 mm	7,2 mm	9,0 mm	11,0 mm
Minimum bending radius	15 mm	50 mm, with rod end 2.0 from 30 mm		100 mm	77 mm	190 mm	240 mm	390 mm
Rod tensile strength	1,3 kN	5,0 kN		3,0 – 5,5 kN	10,0 kN	28,0 kN	40,0 kN	65,0 kN
Tested tensile strength of the rod - sleeve connection	0,35 kN	1,0 kN		2,0 kN	1,5 kN	7,5 kN	10,0 kN	15,0 kN
Sleeve - rod fastening	glued			pressed	glued	glued and pinned		
Common empty conduit diameter to nominal diameter	20 mm	30 mm		40 mm (Twist 2.0 up to 32 mm)	60 mm	80 mm	100 mm	250 mm
Max. winding lengths up to	35 m	50 m		40 m	80 m	120 m	150 m	500 m
Thread of the rod ends and connecting sleeves	M 2,5	M 5				M 12		
Typical fields of application	Glass fiber, LWL	occupied empty conduits, long sticks, Locating optional		short and twisting roads (twisted synthetic pulling road)	Underfloor areas	Signal system construction (traffic lights), street lighting, underground and telecommunication cabling	Underground line construction, telecommunication and energy cabling	

Design	Size	PU	CIMCO-item no.
--------	------	----	----------------

KATIMEX® KATI® BLITZ MINI

Kati® Blitz Mini has been developed especially to meet the growing demands for subsequent fibre optic cable installations in existing, already occupied empty conduits. There, where conventional pulling devices are no longer adequate, with a glass fibre profile of only 1.2 mm in diameter, the Kati® Blitz Mini shows its full potential.

In particular the subsequent laying of fibre optic cables is simplified with the Kati® Blitz Mini, or is often only possible and therefore makes it the ideal helper when pulling fibre optic cables into buildings. Besides the small diameter, the specially developed Polykat Mini fibreglass profile distinguishes itself through high rod strength and thrust stability, as well as a very small bending radius of 15 mm. Together with the Flexible guide head Mini, whose special contour enables the passage through tight places and bends, and a low-friction guide tube, which guides and protects the rod, the push-in procedure into an occupied empty conduit takes place quickly and simply by hand. In addition the guide tube protects against breakages when pulling the rod back.

Supplied accessories:

5 flexible guide heads M 2.5 with inside thread, 7 rod ends M 2.5 with outside thread, 1 guide tube 2.5 m with securing sleeve, 1 insulating tape 15 mm for fixing the fibre optic cable to the flexible guide head, 1 sanding pad 50 x 50 mm, 1 special adhesive 3 g

Product advantages at a glance:

- Flexible guide head Mini: special contour for passing through tight spaces and bends.
- Rotating rod cassette: by rotating the cassette the rod is pushed into the empty conduit.
- Axle bearing cassette: high reset force of the Polykat Mini supports the automatic run-out of the rod.
- Guide tube: Protects and guides the profile when pushing in, when pulling back the risk of rod breakages is reduced considerably.
- Grip plate with rod stop: Prevents the automatic run-out of the rod in the idle state.

Rod length	Tensile strength		
15 m	1.3 kN	1	14 2060
25 m	1.3 kN	1	14 2062
35 m	1.3 kN	1	14 2064

KATIMEX® KATI® BLITZ MINI ACCESSORIES

Replacement rod

Coiled in cassette, 2 rod ends with outside thread M 2.5 and 1 Flexible guide head Mini

rod length			
15 m	1		14 2066
25 m	1		14 2068
35 m	1		14 2070

Service set

10 Mini rod ends, 1 special adhesive 3 g, 1 sanding pad 50 x 50 mm, 1 insulating tape 15 mm

13-piece	1		14 2072
----------	---	--	---------

Flexible guide head Mini

with inside thread M 2.5

5-piece set	1		14 2074
-------------	---	--	---------

Guide tube 2.5 m

Low-friction tube with securing sleeve, fitted on tube

	1		14 2076
--	---	--	---------

Rod end

Brass, with M 2.5 outside thread. Content: 5 pieces

	1		14 2078
--	---	--	---------



Product video
Kati® Blitz Mini



1
2
3
4
5
6
7
8
9
10
11
12
13
14
15
16
17
18
19
20
21
22
23
24
25
26

	Design	PU	CIMCO-item-no.
--	--------	----	----------------

- 1
- 2
- 3
- 4
- 5
- 6
- 7
- 8
- 9
- 10
- 11
- 12
- 13
- 14
- 15
- 16
- 17
- 18
- 19
- 20
- 21
- 22
- 23
- 24
- 25
- 26

★ TOPSELLER ★



KATI® BLITZ COMPACT

With integrated accessory set and special gripping aid Kati® Grip, each set contains 1 guide head 7 - 10 mm ø, 3 rod ends and 2 rod ends 2.0 on the rod, 3 connecting sleeves, 5 cable lugs, 1 cable draw grip 6 - 9 mm ø, 1 fibreglass fix adhesive (3 g bottle).

	20 m	1	14 2020
	30 m	1	14 2024
	50 m	1	14 2028



KATI® BLITZ COMPACT 2.0

with crank function for winding the rod into the housing, improved service cover and wear-resistant tie outlet. With integrated accessory set, in each case with 2 guide heads 7 and 10 mm ø, 2 rod ends 2.0 and 2 rod ends 2.0 on the rod, 3 connecting sleeves, 5 cable lugs, 1 cable draw grip 6 - 9 mm ø, 1 fibreglass fix adhesive (3 g bottle).

	20 m	1	14 1620
	30 m	1	14 1630
without crank function	50 m	1	14 1650



KATI® BLITZ LOCATING 2.0

Same cable winding device as with the Kati® Blitz 2.0, but with additional detection function (connection at the front). Internal, protected slip ring transmitter. Targeted location and tracking of the pipe path or blocked places. With reliable Polykat® fibreglass profile in impact-resistant housing. With integrated accessory set, in each case with 2 guide heads 7 and 10 mm ø, 2 rod ends 2.0 and 2 rod ends 2.0 on the rod, 3 connecting sleeves, 5 cable lugs, 1 cable draw grip 6 - 9 mm ø, 1 fibreglass fix adhesive (3 g bottle).

	30 m	1	14 4630
--	------	---	---------



Product video
Kati® Blitz
Locating 2.0

EASY GRIP

For the energy-saving and fatigue-free insertion of a 3 mm fibreglass rod into empty conduits. The transfer of force takes place by means of a two-jaw clamping system with form-fitting connection to the fibreglass rod. Max. thrust power: 20 kg

		1	14 2180
--	--	---	---------



SPECIAL KATI® GRIP HANDLE

for the quick and secure pulling of all pulling wires measuring between 3 and 6 mm in ø (flat steel, helical wire, plastic and fibreclass wires)

		1	14 2190
--	--	---	---------



REPLACEMENT BAR FOR KATI® BLITZ

For Kati® Blitz compact and Kati® Blitz 2.0, with 2 rod ends 2.0

	20 m	1	14 2120
	30 m	1	14 2122
	50 m	1	14 2124



REPLACEMENT BAR FOR KATI® BLITZ LOCATING

für Kati® Blitz Ortung 2.0 mit 2 Anfangshülsen 2.0

Locating	30 m	1	14 2035
----------	------	---	---------



CORDLESS DRILL DRIVE FOR KATI® BLITZ

Through the connection to a standard battery-powered drill already available on the construction site, the drive for the cable pulling devices Kati® Blitz and Kabelmax® enables the comfortable, motorised insertion of the glass fibre rods into empty conduits and underground ducts. The advantages of insertion at the push of a button can be seen when cabling longer routes. The speed can be regulated individually. Weight only 270 g.

Drive for Kati® Blitz		1	14 2350
-----------------------	--	---	---------



Design	PU	CIMCO-item no.
--------	----	----------------

KATIMEX® FLEXIBLE GUIDE HEAD 2.0

Due to its conical shape, the flexible guide head 2.0 offers optimum transmission of the bending forces in the fibreglass profile when passing through tight bends. The guide head is not subject to material fatigue, as with e.g. a spring guide head. Together with the new rod ends 2.0, it forms the optimum tool for passing through very tight bends. Bend radii of 30 mm are feasible.

Head ø

7 mm	1	14 1072
10 mm	1	14 1073
13 mm	1	14 1074

Flexible guide head 2.0 set

7, 10, 13 mm	1	14 1078
--------------	---	---------



KATIMEX® SPRING GUIDE HEAD

Brass, with M 5 inside thread, suitable for all lengths as well as for all Kabelmax®-devices

Head ø

7 mm	1	14 2130
10 mm	1	14 2132
13 mm	1	14 2134

Spring guide head set, each with 1 guide head

7, 10, 13 mm	1	14 2140
--------------	---	---------



KATIMEX® ROD ENDS 2.0

Brass, with M 5 outside thread and plastic sheath, suitable for all lengths

	1	14 1070
--	---	---------



KATIMEX® CABLE LUG FOR ROD ENDS

Brass, with M 5 inside thread, suitable for all lengths as well as for all Kabelmax®-devices

	1	14 2144
--	---	---------



KATIMEX® CONNECTING SLEEVE

Brass, suitable for all lengths. Use in case of breakage of the retractable tape.

	1	14 2146
--	---	---------



KATIMEX® CABLE DRAW GRIP

With swivel, inside thread M 5

for cables 4 - 6 mm ø	1	14 8066
for cables 6 - 9 mm ø	1	14 2152
for cables 9 - 12 mm ø	1	14 8061



KATIMEX® KATI® BLITZ SERVICE-SETS

Service-Set for Kati® Blitz compact, 5 rod ends with outside thread M5, 5 cable lugs, 3 connecting sleeves, glass fibre special adhesive, repair instructions.

14-piece	1	14 2150
----------	---	---------

Service-Set 2.0, for Kati® Blitz/Ortung 2.0, 3 rod ends 2.0 with outside thread M5, 5 cable lugs, 3 connecting sleeves, glass fibre special adhesive, repair instructions.

12-piece	1	14 1080
----------	---	---------



1
2
3
4
5
6
7
8
9
10
11
12
13
14
15
16
17
18
19
20
21
22
23
24
25
26

Design	Size	PU	CIMCO-item-no.
--------	------	----	----------------

- 1
- 2
- 3
- 4
- 5
- 6
- 7
- 8
- 9
- 10
- 11
- 12
- 13
- 14
- 15
- 16
- 17
- 18
- 19
- 20
- 21
- 22
- 23
- 24
- 25
- 26



KATI[®] TWIST

The new wear-resistant polyester ties are characterised by their high thrust stability and the low frictional resistance (up to 60 % lower than conventional plastic or steel ties) in empty conduits

- Extremely good bending and sliding properties
- Maximum tensile load on rod ends (M5): 200 kg
- Reparable in the event of a rod breakage (press-on rod ends)
- Tensile strength/rod: 4.0 kN
- All accessories of Kati[®] Blitz and Kabelmax[®] are compatible

ø 4,5 mm	Length 15 m	1	14 2540
ø 4,5 mm	Length 25 m	1	14 2545
ø 5,2 mm	Length 20 m	1	14 2555
ø 5,2 mm	Length 40 m	1	14 2556
ø 6,0 mm	Length 40 m	1	14 2565



KATI[®] TWIST STEEL WINDER

Including 1 spring guide head ø 10 mm, 1 brass draw head with lug ø 6 mm (thread M5), 2 brass rod ends (thread M5)

ø 4,5 mm	Length 25 m	1	14 2541
ø 5,2 mm	Length 20 m	1	14 2550
ø 5,2 mm	Length 40 m	1	14 2551
ø 6,0 mm	Length 40 m	1	14 2560



KATI[®] TWIST SERVICE SET

3 press-on rod ends (crimp shape 16 mm²)

ø 4,5 mm	1	14 1249
ø 5,2 mm	1	14 1251
ø 6,0 mm	1	14 1252



Product video
Kati[®] Twist 2.0

KATI[®] TWIST 2.0

Simple and fast winding up of the twisted pull in tapes, thanks to the crank function and ergonomic, impact-resistant casing. The extra short rod end enables extremely tight bending radii to be passed; thanks to 3-fold twisted plastic pull in tapes, tensile loads up to 130 kg (tape/rod end) are possible without any problem. With its M5 thread, Kati[®] Twist 2.0 is compatible with the complete range of accessories of Kati[®] Blitz or Kabelmax[®]; Kati[®] Twist 2.0 pull in tapes can be repaired independently by the user.

Ergonomic casing with crank function, 3-fold twisted pull in tape, very high sliding capacity in the empty conduit, extremely wear-resistant, tape diameter 4.5 mm. Pulling aid integrated flush and captive in the case handle.

Including 1 x pulling aid for Kati[®] Twist 2.0, 1 x draw head with eye, brass with M5 thread, ø 6 mm and 1 x guide head with eye, brass with M5 thread, ø 7 mm.



20 m	1	14 2570
30 m	1	14 2571

KATI[®] TWIST 2.0 PULL IN TAPE

3-fold twisted plastic pull in tapes for Kati Twist 2.0, very high sliding capacity in the empty conduit, extremely wear-resistant, with rod ends pressed on at both ends with M5 thread for Kati[®] Blitz compact accessories



20 m	1	14 2575
30 m	1	14 2576

KATI[®] TWIST 2.0 GUIDE HEAD

Brass spring guide head with 7 mm cable lug, return spring and M5 internal thread.



1	14 2578
---	---------

KATI[®] TWIST 2.0 SERVICE SET

3 press-on rod ends (crimp shape 16 mm²)



1	14 1249
---	---------

Design	Size	PU	CIMCO-item no.
--------	------	----	----------------

KATIMEX® KABELMAX® – THE PROFESSIONAL CLASS UNDERGROUND CABLE PULLING SYSTEM

For the problem-free pulling of cables into empty or occupied cable ducts or pipes with \varnothing of up to 60 mm.
Cable pulling device for underground ducts complete with 4.5 mm \varnothing glass fibre profile, 2 M 5 rod ends, 11 mm \varnothing pulling eye with 6 mm \varnothing cable lug

ECONOMY design	40 m	1	14 1796
----------------	------	---	---------

5 M5 rod ends, 11 mm \varnothing pulling eye, 2 6 mm \varnothing cable lugs, 3 connecting sleeves, special adhesive 3 g and service bag

Steel tube frame with ball bearing-mounted aluminium winch	60 m	1	14 1802
Steel tube frame with ball bearing-mounted aluminium winch	80 m	1	14 1806

KATIMEX® KABELMAX® REPLACEMENT ROD

4.5 mm \varnothing glass fibre profile, M 5 rod ends attached at both ends,
1 x 11 mm \varnothing pulling eye complete with 1 x 6 mm \varnothing cable lug

	40 m	1	14 1808
	60 m	1	14 1812
	80 m	1	14 1816

KATIMEX® ROD END

Brass, with M 5 outside thread

		1	14 1842
--	--	---	---------

KATIMEX® PULLING EYE

Brass, 11 mm \varnothing with M 5 inside thread and 6 mm \varnothing cable lug

		1	14 1844
--	--	---	---------

KATIMEX® CONNECTING SLEEVE

Brass, for 4.5 mm \varnothing glass fibre profile

		1	14 1846
--	--	---	---------

KATIMEX® KABELMAX® SERVICE SET

consisting of 5 rod ends, 3 connecting sleeves, 1 guide head with lug and 1 bottle of special adhesive.
Weight approx. 45 g

		1	14 2163
--	--	---	---------

KATIMEX® CABLE DRAW GRIPS MADE FROM GALVANISED STEEL WIRE

For domestic installation, with cable lug woven into the loop, M 5 inside thread,
suitable for all Kati® Blitz and Kabelmax® devices

	for cable \varnothing mm		
	4 - 6	1	14 2500
	6 - 9	1	14 2498
	9 - 12	1	14 2501
	12 - 15	1	14 2502
	15 - 19	1	14 2503
	19 - 25	1	14 2504
	25 - 31	1	14 2505



- 1
- 2
- 3
- 4
- 5
- 6
- 7
- 8
- 9
- 10
- 11
- 12
- 13
- 14
- 15
- 16
- 17
- 18
- 19
- 20
- 21
- 22
- 23
- 24
- 25
- 26

1
2
3
4
5
6
7
8
9
10
11
12
13
14
15
16
17
18
19
20
21
22
23
24
25
26

Design	Size	PU	CIMCO-item-no.
--------	------	----	----------------



KATIMEX® KABELJET® – THE VARIABLE CABLE PULLING SYSTEM

Galvanised, collapsible steel tube frame complete with 7.2 mm ø fibreglass rod, 2x M 12 rod ends, 25 mm ø pulling eye, shackle with pin, 1 connecting sleeve and 4 clamping sleeves, 1 special adhesive 20 g and service bag

	60 m	1	14 2221
	80 m	1	14 2222
	100 m	1	14 2223
	120 m	1	14 2224



KATIMEX® KABELJET® REPLACEMENT ROD

7.2 mm ø fibreglass rod, two M 12 rod ends, 25 mm ø pulling eye, shackle

	60 m	1	14 2226
	80 m	1	14 2227
	100 m	1	14 2228
	120 m	1	14 2229



KATIMEX® ROD END

Brass, with M 12 outside thread

		1	14 2230
--	--	---	---------



KATIMEX® CONNECTING SLEEVE

Brass, for 7.2 mm ø fibreglass rod

		1	14 2231
--	--	---	---------



KATIMEX® PIPE EEL® – THE CABLE PULLING SYSTEM FOR UNDERGROUND CABLING

Galvanised steel tube frame, mobile on rollers, ball bearing mounted winch with integrated parking brake, complete with fibreglass rod, 2x M 12 rod ends, 25 mm ø pulling eye, shackle, 1 connecting sleeve and 4 clamping sleeves, 1 special adhesive 20 g and service bag

Rod thickness ø	Winch ø	Length m		
9 mm	750 mm	60	1	14 2241
		80	1	14 2242
		100	1	14 2243
		120	1	14 2244
11 mm	1000 mm	150	1	14 2245
		150	1	14 2250
		200	1	14 2251
		250	1	14 2252
		300	1	14 2253

Tape lengths up to 500 m and tapes with locating function on request.



KATIMEX® PIPE EEL® REPLACEMENT ROD

Two M 12 rod ends, 25 mm ø pulling eye, shackle

Rod thickness ø	Length m			
9 mm	750 mm	60	1	14 2271
		80	1	14 2272
		100	1	14 2273
		120	1	14 2274
11 mm	1000 mm	150	1	14 2279
		150	1	14 2275
		200	1	14 2276
		250	1	14 2277
		300	1	14 2278

Design	PU	CIMCO-item no.
--------	----	----------------

KATMEX® ROD ENDS

Brass, M 12 outside thread

for 9 mm ø rod	1	14 2285
for 11 mm ø rod	1	14 2286



KATMEX® CONNECTING SLEEVES

Brass

for 9 mm ø rod	1	14 2290
for 11 mm ø rod	1	14 2291



KATMEX® LENGTH MEASURING DEVICE FOR PIPE EEL®

for quickly and simply determining lengths on underground pipe trays. Pipe blockages, fractures and other defects can be accurately located. No more annoying re-measurements, pacing off or marking and all of this with a significantly higher measuring accuracy. The device can be effortlessly retrofitted to all standard pulling devices.

120 mm x 115 mm x 110 mm	1	14 2310
--------------------------	---	---------



ACCESSORIES FOR KABELJET® AND PIPE EEL®

KATMEX® GUIDE HEAD

Aluminium, M 12 inside thread, with cable lug

Length 60 mm, ø 25 mm	1	14 2280
Length 55 mm, ø 18 mm	1	14 3208



KATMEX® PULLING EYE

Aluminium, M 12 inside thread

Length 80 mm, ø 40 mm	1	14 2281
-----------------------	---	---------



KATMEX® SHACKLE

Shape B according to DIN 82101, galvanised, maximum capacity 4 kN

Pin diameter 10 mm	1	14 2292
Pin diameter 12 mm	1	14 1494



KATMEX® CONNECTING PIN

For coupling multiple fibreglass rods together, galvanised steel, two M 12 connecting threads

	1	14 2293
--	---	---------



KATMEX® TWIST COMPENSATION PIN

With double stainless steel axial bearings, for connecting draw grip and shackle

Outer ø	Max. tensile load	Length		
16 mm	3.3 kN	64 mm	1	14 7183
22 mm	10.0 kN	86 mm	1	14 7174
25 mm	15.6 kN	98 mm	1	14 7175



1
2
3
4
5
6
7
8
9
10
11
12
13
14
15
16
17
18
19
20
21
22
23
24
25
26

Design	Size	PU	CIMCO-item-no.
--------	------	----	----------------



KATIMEX SERVICE SETS FOR KABELJET® AND PIPE EEL®

Each consisting of 2 rod ends, 1 connecting sleeve, 2 clamping sleeves and 20 g bottle of special adhesive.
Weight approx. 150 g

for Kabeljet with 7.2 mm rod diameter	1	14 2160
for Pipe Eel with 9 mm rod diameter	1	14 2161
for Pipe Eel with 11 mm rod diameter	1	14 2162

Other accessories such as swirl compensation swivels, pipe cleaning and sewer brushes or safety gear available on request.

KATIMEX CABLE DRAW GRIPS MADE FROM GALVANISED STEEL WIRE

for underground cabling, with 1 crimped cable loop

for cable ø mm

10 - 20	1	14 2506
20 - 30	1	14 2507
30 - 40	1	14 2508
40 - 50	1	14 2509
50 - 65	1	14 2510
65 - 80	1	14 2511



for underground cabling, with 2 crimped cable loops

for cable ø mm

10 - 20	1	14 2520
20 - 30	1	14 2521
30 - 40	1	14 2522
40 - 50	1	14 2523
50 - 65	1	14 2524



KATIMEX SPECIAL DESIGN CABLE DRAW GRIPS

Various special cable draw grips for specific applications, such as those listed below, can be supplied at short notice:

- Larger dimensions
- Cable draw grips with lateral loop
- Separated cable draw grips
- Multiple draw grips, e.g. for the simultaneous pulling of three single-conductor power cables into a common protective pipe
- Kevlar-reinforced plastic draw grips (non-conducting, anti-magnetic)
- Multi-stage, highly-flexible cable draw grips for fibre optic cables
- Draw grips for overhead line construction
- Cable draw grips made from stainless steel stranded wires

Please request the desired cable draw grips.



KATIMEX ROPE AND CABLE CONNECTION GRIPS

For the fast creation of a non-positive connection between two cables or ropes. They are used where existing cables or ropes are to be replaced by new ones, e.g. the exchange of aged underground cables, pulling of new ropes into cranes. Hand-woven from galvanised steel wire strands, average effective braided length 1200 mm.

Cable ø mm	practical breaking load	max. laying tensile force		
8 - 16	15 kN	7.5 kN	1	14 2301
10 - 20	19 kN	9.4 kN	1	14 2302
20 - 30	55 kN	27.4 kN	1	14 2303
30 - 40	55 kN	27.4 kN	1	14 2304



Design	Size	PU	CIMCO-item no.
--------	------	----	----------------

CABLE AND ROPE GUIDANCE PRODUCTS

A comprehensive set of laying tools for cable or rope guidance in ditches and shafts (e.g. deflection and corner pulleys, cable protection and shaft guidance curves, cable introduction bushes) can be supplied at short notice. Please request the desired cable and rope guides.

KATIMEX SHAFT COVER LIFTER

Made from galvanised steel, weight 0.6 kg

	320 mm x 155 mm	1	14 2300
--	-----------------	---	---------

KATIMEX SPECIAL FIBREGLASS ADHESIVE

for Kati® Blitz and Kabelmax®

3 g		1	14 2192
-----	--	---	---------

for Kabeljet® and Pipe Eel®, viscous

20 g		1	14 2193
------	--	---	---------

KATIMEX GLIT® CABLE LUBRICANT

Improved formula with significantly better sliding properties. Glit® eliminates up to 90% of the friction that is generated when inserting power cables, telephone cables, coaxial cables and fibre optic cables. For inserting all types of pulling rods. Simply apply to the Kati® Blitz and Kabelmax® guide heads and insert.

Pumpable, silicone-free, skin-compatible, non-flammable.

Tube 200 ml	0.2 kg	1	14 2194
Bucket 1 Litre	1.1 kg	1	14 2195
Bucket 5 Litres	5.2 kg	1	14 2196
Bucket 10 Litres	10.4 kg	1	14 2197

SILICONE SPRAY

An ideal lubricant, protective agent, maintenance agent and separating agent, makes the winding of cables easier, protects electric contacts against moisture, protects rubber, plastic and metal parts. Only handle when in a de-energised state.

400 ml		1	15 1004
--------	--	---	---------



1

2

3

4

5

6

7

8

9

10

11

12

13

14

15

16

17

18

19

20

21

22


23

24

25

26

SHEARS



DUOCUT cable shears
CIMCO-item no. 12 0108

- 1
- 2
- 3
- 4
- 5
- 6
- 7
- 8
- 9
- 10
- 11
- 12
- 13
- 14
- 15
- 16
- 17
- 18
- 19
- 20
- 21
- 22
- 23
- 24
- 25
- 26

1
2
3
4
5
6
7
8
9
10
11
12
13
14
15
16
17
18
19
20
21
22
23
24
25
26

Design	Size mm	PU	CIMCO-item no.
--------	---------	----	----------------



Product video
DUOCUT cable shears



1000 V VDE DUOCUT CABLE SHEARS



Innovative cable shears for copper and aluminium cables with multi-component VDE case. Particularly suitable for exact cutting of cables without deformation. The handles of the shears can be opened up to 140°, consequently a longitudinal cut is possible. VDE/GS approved, according to IEC 60900 and VDE 0682/part 201. Weight: 175 g.

Highlight:

The two-stage cutting zone:

1. Large blade for sheathed cables up to max. 10 mm ø
2. Small blade for single conductors up to max. 4 mm ø

160	1	12 0108
-----	---	---------



1000 V VDE DUOCUT 12 CABLE SHEARS



Innovative cable shears for copper and aluminium cables with multi-component VDE case. Particularly suitable for exact cutting of cables without deformation. The handles of the shears can be opened up to 140°, consequently a longitudinal cut is possible. VDE/GS approved, according to IEC 60900 and VDE 0682/part 201. Weight: 300 g.

Highlight:

The two-stage cutting zone:

1. Large blade for sheathed cables up to max. 12 mm ø
2. Small blade for single conductors up to max. 4 mm ø

200	1	12 0112
-----	---	---------



1000 V VDE CABLE SHEARS



For copper and aluminium cables, very good cutting performance, made from case-hardened 5 mm flat tool steel, precision ground cutting edges, finely bronzed, 2-component plastic handle sleeves, with special blade for fine-wire cables up to ø 18 mm

- VDE/GS approved
- According to IEC 60900 and VDE 0682/part 201
- Product conforms to the current Product Safety Act (ProdSG)

for cable ø	solid mm ²	flexible mm ²			
18 mm	16	50	180	1	12 0114



ONE-HAND CABLE SHEARS



For copper and aluminium cables, excellent cutting performance, smooth cut with no deformation, die-forged, precision ground, adjustable screw joint, 2-component plastic handle sleeves

for cable ø	solid mm ²	flexible mm ²			
16 mm	16	50	160	1	12 0104



ONE-HAND CABLE SHEARS



For copper and aluminium cables, excellent cutting performance, smooth cut without deformation, die-forged, precision ground, adjustable screw joint, 2-component plastic handle sleeves

for cable ø	solid mm ²	flexible mm ²			
25 mm	25	70	200	1	12 0100



1000 V VDE ONE-HAND CABLE SHEARS



For copper and aluminium cables, excellent cutting performance, smooth cut without deformation with double dip-coated special insulation

for cable ø	solid mm ²	flexible mm ²			
16 mm	16	50	160	1	12 0206

Design	Size mm	PU	CIMCO-item no.
--------	---------	----	----------------

1000 V VDE ONE-HAND CABLE SHEARS

For copper and aluminium cables, excellent cutting performance, smooth cut without deformation with double dip-coated special insulation



for cable ø	solid mm ²	flexible mm ²			
25 mm	25	70	200	1	12 0202



CABLE CUTTER FOR STEEL CABLES

One hand actuation due to optimal handle design, 2-component handles, blade hardness 60 – 62 HRC, suitable for cutting flexible steel cables up to ø 5 mm

	185	1		12 0146
--	-----	---	--	---------



INSULATION STRIPPING CABLE SHEARS

Universal cable shears for copper and aluminium cables. For multi-core, solid conductors up to 16 mm². Insulation stripping function with adjusting screw for setting to the desired wire or strand diameter from 0,5 to 2.0 mm (special zone on the cutting head). This tool is suitable for sheath stripping 4 – 16 mm (in the cutting zone) and for exact cutting of cables. With single-dip coating.



	160	1		12 0242
--	-----	---	--	---------



CABLE SHEARS

Universal cable shears for copper, aluminium and coaxial cables. The tool is suitable for the exact cutting of cables, handles with single-dip coating.



12 mm ø or 70 mm ²	240	1		12 0330
20 mm ø or 95 mm ²	235	1		12 0340



CABLE SHEARS

Universal cable shears for copper, aluminium and coaxial cables. The tool is suitable for sheath stripping, insulation stripping (special zone on the cutting head) and for the exact cutting of cables, handles with single-dip coating.



10 mm ø or 50 mm ²	160	1		12 0332
-------------------------------	-----	---	--	---------



CABLE SHEARS

Universal cable shears for copper, aluminium and coaxial cables. This tool is suitable for precision cutting of cables. Additional blade for cutting steel wires, handles with single-dip coating



12 mm ø	180	1		12 0334
16 mm ø	220	1		12 0336



CABLE SHEARS

Universal cable shears for copper, aluminium and coaxial cables. This tool is suitable for precision cutting of cables, one-handed operation even for larger cable diameters thanks to a slot in the riveting area of the shank, handles with single-dip coating.



for cable ø	cross section mm ²			
20 mm	95	250	1	12 0338



CABLE SHEARS

With lever transmission and interchangeable cutter heads, PVC-covered tubular steel shanks

for cable ø	cross section mm ²			
26 mm	120	600	1	12 0150



	Design	Size mm	PU	CIMCO-item no.
--	--------	---------	----	----------------

- 1
- 2
- 3
- 4
- 5
- 6
- 7
- 8
- 9
- 10
- 11
- 12
- 13
- 14
- 15
- 16
- 17
- 18
- 19
- 20
- 21
- 22
- 23
- 24
- 25
- 26



CABLE SHEARS

with interchangeable cutter heads

for cable ø	cross section mm ²				
26 mm	120			1	12 0147
42 mm	300			1	12 0151



CABLE CUTTER

- With ratchet action
- One-handed operation thanks to optimum lever transmission and step-by-step cutting
- Release possibility in all cutting positions
- All parts made from high-strength special steel
- Cutting edges and stressed parts tempered or hardened, bronzed surface
- Ergonomically shaped soft handles
- For copper and aluminium cables, single and multiple conductor

for cable ø	solid mm ²	multi-wire mm ²			
32 mm	1 x 150	4 x 35	250	1	12 0180
62 mm	1 x 500	4 x 185	310	1	12 0185



CABLE CUTTER

- With ratchet action
- Two-handed operation thanks to optimum lever transmission and step-by-step cutting
- Release possibility in all cutting positions
- All parts made from high-strength special steel
- Cutting edges and stressed parts tempered or hardened, bronzed surface
- Ergonomically shaped soft handles
- For copper and aluminium cables, single and multiple conductor

for cable ø					
100 mm			820	1	12 0172

ONE-HAND RATCHET CABLE CUTTER

For crush-free cutting of cables with a maximum outside diameter of 45 mm. Suitable for copper and aluminium cables, not suitable for steel wire, steel reinforced cables and hard-drawn copper conductors. Neat cut thanks to sharp, specially hardened blades, effortless one-handed use possible despite compact shape and thanks to ratchet mechanism with needle bearing eccentric transmission and ergonomic handles with narrow opening width. However, the handles are long enough to allow the second hand to be used in support during load peaks. Weight only 980 g. Movable blade, fully swivelling and unlockable in every position, handles locked via rotary knob (lock symbol), easy opening of the cutting blade by means of safety catch lockable in the open position.

★ TOPSELLER ★



Image video
Cable shears



Max. cutting performance				
Cu (copper)	max. ø	45 mm		
	Multi-wire	300 mm ² / 600 MCM		
	Sector-shaped conductor	3 x 70 SM		
Al (aluminium)	max. ø	45 mm		
	Multi-wire	400 mm ² / 800 MCM		
	Sector-shaped conductor	4 x 70 SE		
			1	12 0168
Replacement pivot blade			1	12 9168

Size mm	PU	CIMCO-item no.
---------	----	----------------

ONE-HAND RATCHET CABLE CUTTER

Max. cutting performance

Cu (copper)	max. \varnothing	60 mm
	Multi-wire	400 mm ² / 800 MCM
	Sector-shaped conductor	4 x 150 SM
Al (aluminium)	max. \varnothing	60 mm
	Multi-wire	400 mm ² / 800 MCM
	Sector-shaped conductor	4 x 185 SE

	1	12 0178
--	---	---------



CABLE SHEARS

Blades made from 3 mm non-rusting stainless steel, handles made from impact-resistant plastic, hardness HRC 50 to 54, self-locking nut and washer made from VA, safety lock, opens automatically with spring, suitable for left and right-handed use. For cutting cables and conductors up to 10 mm in diameter, insulation, wood, rope and other materials.

140	1	12 0110
-----	---	---------



UNIVERSAL SHEARS

Blades made from non-rusting stainless steel, handles made from impact-resistant plastic, hardness HRC 56 to 58, one blade finely serrated, self-locking nut and washer made from VA, safety lock, self-opening with spring, suitable for left and right-handed use, Blade length 42 mm. For cutting wire, cables, sheet metal, paper, cardboard, plastics, wood, leather and other materials.

145	1	12 0120
190	1	12 0122



ELECTRICIAN SCISSORS

Blades made from non-rusting VA-vanadium-molybdenum alloy, one blade finely serrated, glass-fibre reinforced impact-resistant 2-component plastic handles, total length 140 mm, blade length 47 mm. For cutting and insulation stripping of conductors and cables up to 22 mm in diameter, for cutting insulation tape, cable ties and other materials.

140	1	12 0130
-----	---	---------



ELECTRICIAN SCISSORS WITH HOLSTER

- Ergonomic two-component handle with glass fibre reinforcement
- Blades made of stainless steel HRC 56 AISI 420, 4 mm with serrated edge
- Length 155 mm, with 26 mm blades
- For cutting and stripping insulation from cables with diameters of up to 16 mm (50 mm²)
- Plastic holster for easy attachment to a belt or bag
- Weight of shears: 87 g
- Holster weight: 16 g
- Sheath length: 133 mm

	1	12 0126
--	---	---------



- 1
- 2
- 3
- 4
- 5
- 6
- 7
- 8
- 9
- 10
- 11
- 12
- 13
- 14
- 15
- 16
- 17
- 18
- 19
- 20
- 21
- 22
- 23
- 24
- 25
- 26

Design	Size mm	PU	CIMCO-item no.
--------	---------	----	----------------

ELECTRICIAN SCISSORS

- Handle made of two-component material with fibreglass reinforcement; joint reinforced to avoid loosening
- Blades made of stainless steel 52/54 HRC, 3 mm with serrated edge
- Length 145 mm, with a blade length of 35 mm
- For cutting and stripping insulation from cables with a diameter of up to 8 mm (25 mm²)
- Weight: 80 g



		1	12 0132
--	--	---	---------

ERGONOMIC ELECTRICIAN SCISSORS

- Grip with innovative design to reduce cutting forces, two-component material with fibreglass reinforcement
- Blades made of stainless steel 52/54 HRC, 3 mm with micro-serrated edge
- Length 155 mm, with a blade length of 40 mm
- Weight: 61 g



		1	12 0134
--	--	---	---------

ELECTRICIAN SCISSORS WITH CRIMP INSERT

- Hand grip made of two-component material with fibreglass reinforcement; all-round coating prevents slipping during the cutting process
- Reinforced joint; prevents loosening of the joint
- Blades made of stainless steel 52/54 HRC, 3 mm with serrated edge
- Length 162 mm, with a blade length of 42 mm
- For cutting and stripping insulation from cables with a diameter of up to 8 mm (25 mm²) with the straight edge and a cross section of up to 70 mm² (fine wire) with the round edge
- Crimp insert for wire end ferrules for cross sections of 1 to 6 mm²; Crimp insert made of stainless steel
- Weight: 100 g



		1	12 0144
--	--	---	---------

TELEPHONE SCISSORS

with wire cutter, bright nickel plated



with smooth cutting edge	130	1	12 0220
with serrated cutting edge	130	1	12 0222

CROWN SCISSORS

Bright nickel plated, with serrated cutting edge, for the thinnest wires



	115	1	12 0230
--	-----	---	---------

UNIVERSAL SHEARS (PAPER, WALLPAPER AND HOUSEHOLD SCISSORS)

Stainless steel blades, ergonomically shaped handles in modern 2-component technology with soft rubber insert



	220	1	12 0128
--	-----	---	---------

Design	PU	CIMCO-item no.
--------	----	----------------

MULTI-PURPOSE SHEARS FOR PLASTICS

Practical set, consisting of quality shears and 5 interchangeable cutting inserts, in impact-proof, handy plastic case, essential for almost all craft work in electrical and sanitary installation. Not suitable for cutting halogen-free materials.

Contents: Multi-purpose shears for quick, non-crushing cutting work on plastic, rubber and wooden parts and on ribbon cables (except hard metals), solid precision cutting blade (cutting length 57 mm) made of case-hardened tool steel (> 52 HRC), can be sharpened, special cutting geometry for very light cut, eccentrically placed pivot point for oblique shearing makes tedious deburring superfluous, with opening spring and locking device, ergonomically shaped plastic handles with anti-slip protection.

5 different cutting inserts in lightweight metal, can be changed in seconds:

flat-straight insert (pre-mounted in the shears) for general cutting work on flat materials such as plastic profiles, ribbon cables, cable ducts, skirting boards etc., **mitre insert** with try square and markings for angle cuts at 45° - 60° - 75° - 90° - 105° - 120°, **profile insert at 90°** for cutting box profiles up to 25 x 45 mm, e.g. small cable and cable routing ducts, and also for hard or thick-walled plastic tubes and hoses up to 25 mm diameter, **round profile insert 16 / 19 mm** each with one round guide 16 mm ($\frac{5}{8}$ "-) and one 19 mm ($\frac{3}{4}$ "-) diameter respectively, plus round profile insert 25 mm with a **round guide 25 mm** (1") diameter, ideal for burr-free cutting of flexible and hard plastic tubes and hoses. Not suitable for halogen-free materials.

	1	12 0210
--	---	---------

Replacement parts:

Flat-straight	1	12 0211
Mitre insert	1	12 0212
Round profile 16/19 mm ø	1	12 0213
Round profile 25 mm ø	1	12 0214
Profile insert 90°	1	12 0215
Replacement blade	1	12 0216



MULTI-PURPOSE SHEARS FOR PLASTIC PIPES AND HOSES

Shears as CIMCO article no. 12 0210, with pre-mounted cutting insert CIMCO article no. 12 0213, for cutting round profiles with a diameter of 16 mm ($\frac{5}{8}$ "-) and 19 mm ($\frac{3}{4}$ "-), in particular hard and flexible plastic tubes (corrugated tubes).

	1	12 0290
--	---	---------



PLASTIC SHEARS WITH ADJUSTABLE STOP

Shears as in the set (CIMCO article no. 12 0210), but with adjustable stop angle for convenient mitre cuts, locking positions at 45°, 60°, 75°, 90°, 105°, 120° and 135°, 2-component handles.

	1	12 0208
Replacement blade	1	12 0216



WIRE STRIPPING TOOLS













- 1
- 2
- 3
- 4
- 5
- 6
- 7
- 8
- 9
- 10
- 11
- 12
- 13
- 14
- 15
- 16
- 17
- 18
- 19
- 20
- 21
- 22
- 23
- 24
- 25
- 26

»»JOKARI^{original} -Inside-socket sheath stripper wand
CIMCO-item no. 12 2027

	Design	PU	CIMCO-item-no.
--	--------	----	----------------

DESCRIPTION OF THE SYMBOLS

Cable symbols with the respective main fields of application are assigned to the wire stripping tools. The field of application can by all means include multiple cable and line types; in order to facilitate selection, however, only the respective main application is identified.

				
AS interface cable	Cat data line	Coaxial cable for audio, video and TV connection (antenna line), coaxial cable for networking	Data lines; network cables; sensor and actuator lines; shielded and unshielded	Flat cable with several conductors for fixed installation e.g. NYIF-J
				
Single conductor	Solid single conductor	Lines for fixed installation; lines with multiple conductors for fixed laying; flexible cable; moisture-proof cable e.g. NYM, NYY, NHXMH halogen-free	Solar, power lines	Connection and control lines, e.g. Ölflex®

SECTION 1 – MANUAL CABLE SHEATH STRIPPERS/ INSULATION STRIPPERS

Insulation stripping tools with which the process of cutting and splitting the insulation is primarily performed manually.

1.1 UNIVERSAL APPLICATION: SINGLE CONDUCTORS, INSTALLATION CABLES, UNDERGROUND CABLES

UNIVERSAL CABLE SHEATH CUTTER

for removing all insulation layers from cables from 25 mm ø, e.g., lead sheath, rubber, PE and PVC adjustable cutting depth of 0.5 – 5 mm, suitable for longitudinal and round cuts, interchangeable blade



> 25 mm ø	1	12 0002
Replacement blade	1	12 0003

KABIFIX CABLE SHEATH STRIPPER

for longitudinal and round cuts. Suitable for slitting and stripping cables from 6 to 28 ø, also for cutting PVC pipes, interchangeable blade



6 - 28 mm ø	1	12 0030
Replacement blade	1	12 0032

KAIMAN CABLE SHEATH STRIPPER

specially designed for moisture-proof cable to 7 x 1.5 mm² or 5 x 2.5 mm², extremely well suited for work in switch and junction boxes. Robust, hard chrome-plated design with anti-slip protection and interchangeable blade; adjusting screw enables continuously adjustable cutting depth.



Insulation stripping of longer sheath sections can be carried out by leading the conductor through the hole in the handle area. With rotational direction marking for cable round cut.

6 – 13 mm ø	1	10 0765
Replacement blade	1	10 0766

MULTISTRIPPER CABLE SHEATH STRIPPER

for processing all round cables from 8 to 13 mm ø.

Sheath stripping: round and longitudinal cut, as well as flush stripping in difficult to reach places such as ceiling and wall areas, in distributors and junction boxes.

Insulation stripping: flexible and solid conductors 0.5 – 0.75 – 1.5 – 2.5 – 4 – 6 mm²
Cutting: solid conductors to 4 mm², flexible conductors to 6 mm²




8 – 13 mm ø	1	12 0021
-------------	---	---------

Design	Size mm	PU	CIMCO-item no.
--------	---------	----	----------------

»JOKARI^{original} INSIDE-SOCKET SHEATH STRIPPER WAND

for all common cables of 8 – 13 mm Ø.

- Titanium nitride coated blades guarantee the longest possible service life and extremely good sliding properties
- Secure hold thanks to ergonomic, anti-slip 2-component handle zone
- Four-blade layout reduces force required and increases precision
- Inscription panel makes it easier to personalise the sheath stripper
- Length scale
- TÜV/GS tested



8 – 13 mm Ø		1	12 2027
-------------	--	---	---------

»JOKARI^{original} SUPER SHEATH STRIPPER

with round and longitudinal cutter, insulation stripping mechanism and foldaway additional blade Sheath stripping: cable of 8 – 13 mm Ø, e.g.: 7 x 1.5 mm² or 5 x 2.5 mm²
Insulation stripping: 0.2 – 0.3 – 0.8 – 1.5 – 2.5 – 4 mm²



TiN



8 – 13 mm Ø		1	12 0025
-------------	--	---	---------

»JOKARI^{original} UNIVERSAL CABLE SHEATH STRIPPER

for all common cables of 8 – 13 mm Ø.

Especially suitable for work in places that are difficult to access



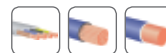
TiN



8 – 13 mm Ø		1	12 0028
-------------	--	---	---------

»JOKARI^{original} SHEATH STRIPPER FOR FLAT CABLES

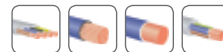
for all common flat and oval cables up to a width of 12 mm, insulation stripping for conductors and flexible stranded wires 0.75 – 1.5 – 2.5 mm²



max. 12 mm		1	12 0029
------------	--	---	---------

»JOKARI^{original} ALL-ROUNDER CABLE SHEATH STRIPPER

for all common round cables incl. cables for fixed installation, moisture-proof, industrial, energy, telephone, solar, sensor, YMzK, halogen-free, data, coax, Cat (5,6,7), RG58/59, video cable as well as ribbon cable for installations. An insulation stripper for stripping the sheath off ribbon and round cables, for DIY, trade or industrial applications. Area to be stripped: common round cables with a PVC sheath, rubber, or hard plastic sheath 4 - 15 mm Ø such as NYM 3 x 1.5 mm² or 5 x 2.5 mm², installation ribbon cable up to 15 mm width, flexible conductors 1.5 – 50 mm². Long stretches of cable can be stripped using a longitudinal cut. Repositionable length stop for left and right handed people with a parking position for free conductor bypass for any length of stripping, structured, anti-slip surfaces, TÜV/GS certified. Stripping a cable with varying wall thickness of the sheath makes it difficult for any user not to damage the inner conductors because the cut depth of the blade and the contact pressure of the hand cannot be precisely controlled.



4 – 15 mm Ø	130	1	12 0009
-------------	-----	---	---------

DUOSTRIPPER WIRE STRIPPING TOOL

Sheath and insulation stripping with one tool.

Sheath stripping: for all common round cables of 4 – 28 mm Ø.

Insulation stripping: automatic adjustment to conductor cross sections of 0.5 – 6 mm²



4 – 28 mm Ø		1	12 0048
-------------	--	---	---------

VARNISH STRIPPER

for wires of Ø mm

0,5	(AWG 24)	125	1	10 0710
0,6	(AWG 22)	125	1	10 0712



- 1
- 2
- 3
- 4
- 5
- 6
- 7
- 8
- 9
- 10
- 11
- 12
- 13
- 14
- 15
- 16
- 17
- 18
- 19
- 20
- 21
- 22
- 23
- 24
- 25
- 26

Design	Size mm	PU	CIMCO-item-no.
--------	---------	----	----------------

1.2 APPLICATION FOR COAXIAL CABLES



»JOKARI^{original} CABLE SHEATH STRIPPER COAXI

for all common cables of 4.8 – 7.5 mm ø, especially suited for coaxial cable (antenna cable)



incl. Socket wrench SW 11 (CIMCO-Article no. 12 2127)

4,8 – 7,5 mm ø		1	12 0027
----------------	--	---	---------

with length scaling

4,8 – 7,5 mm ø		1	12 1027
----------------	--	---	---------

★ TOPSELLER ★



ECONOMY COAXIAL CABLE STRIPPING TOOL

for coaxial cable, esp. RG 58, RG 59, RG 62, RG 6; adjustable blade cutting depth, 3 interchangeable blades, select from cutting distances of 8 mm, 6 mm and 4 mm



	110	1	12 0098
--	-----	---	---------

1.3 APPLICATION FOR NETWORK CABLES / FIBRE OPTIC CABLES

★ TOPSELLER ★



»JOKARI^{original} PC-STRIP INSULATION STRIPPER

Special wire stripping tool for data and control lines, communication lines, system cables, etc.

Sheath stripping: cable of 5 - 13 mm ø

Insulation stripping: conductors of 0.2 - 4.0 mm² or AWG 26 - 11




5 – 13 mm ø		1	12 0034
-------------	--	---	---------



»JOKARI^{original} PC-CAT INSULATION STRIPPER

Special wire stripping tool for PVC-insulated data communication and control lines

(e.g., CAT 5, CAT 6 or CAT 7 cable, twisted pair cable), sheath stripping for cables 4.5 to 10 mm ø and 0.2, 0.3 and 0.8 mm²



4,5 – 10 mm ø		1	12 0017
---------------	--	---	---------

for PVC-insulated data cables (e.g., CAT 5, CAT 6 or CAT 7 cable, twisted pair cable) with a cable ø of 4.5 to 10 mm. It is not necessary to adjust the cutting depth to the respective diameter as the special blade position perfectly strips the outer insulation and the metal foil shield can then also be scored and removed. The insulation stripping blades are equipped with a premium titanium nitrate coating for precise cuts. TÜV/GS-tested.



4,5 – 10 mm ø		1	12 0015
---------------	--	---	---------



UNIVERSAL INSULATION STRIPPER DATA STRIP FOR DATA CABLE

for trimming and stripping sheaths and insulation from round and flat cables, shielded and unshielded cables, adjustable cutting depth, 3 interchangeable blades, for cables from 2 to 10 mm ø




2 - 10 mm ø	110	1	12 0092
-------------	-----	---	---------

Design	Size mm	PU	CIMCO-item no.
--------	---------	----	----------------

1.4 MULTIPLE APPLICATION, ALSO FOR CRIMPING WIRE END FERRULES

DUOCRIMP MULTI-FUNCTION TOOL

for cutting off and stripping insulation from conductors and stranded wires, as well as for crimping non-insulated and insulated wire end ferrules.



Working range of diagonal pliers	flexible	up to 6 mm ²
	solid	up to 4 mm ²
Working range insulation stripper		up to 6 mm ²
Crimping areas		0.5 – 2.5 mm ²
		4 – 6 mm ²

160	1	10 0720
-----	---	---------



CHAPTER 2 – AUTOMATIC WIRE STRIPPERS

Insulation stripping tools where the process of stripping and removing the insulation is primarily performed automatically by the mechanical function of the tool.

2.1 UNIVERSAL APPLICATION: SINGLE CONDUCTORS, INSTALLATION CABLES, UNDERGROUND CABLES

POWER STRIP

wire stripper that automatically adjusts itself to the conductor cross section, suitable for several common cables. Also suitable for problematic insulation, such as silicone insulation or outer sheaths made of PVC or flexible rubber cable (e.g. 3 x 0.75 mm²). Optical length measurement 8 mm to 24 mm or 5/16" to 1" for continuously consistent stripping lengths for volume work with wire end ferrules and cable lugs. Optimal force transmission and a window to push the cable through provide up to 20 cm of insulation stripping depending on the cable type. The special sensor system adjusts itself automatically to the respective conductor cross section and protects the interior conductors from damage. A fine 5-fold pressure setting to various cable types and diameters is possible. With integrated, easily accessible diagonal pliers for flexible and solid copper conductors of up to 3 mm ø. Ergonomic pistol grip for fatigue-free work, weight only 200 g. Designed for round cable of 0.5 to 16 mm² (AWG 20 to AWG 6)



★ TOPSELLER ★



0.5 - 16 mm ²	170	1	10 0770
Replacement blade		1	10 0773

MAXIM 6 AUTOMATIC WIRE STRIPPER

for finely wired and solid conductors with PVC insulation. For round, oval and flat cables of 0.2 - 6 mm². Stripping length with stop can be set from 4 to 18 mm for volume work. No damage to the conductors due to special, self-adjusting, interchangeable segmented blades. Automatic opening of the gripping device after insulation stripping. Integrated high-performance wire cutter. Especially ergonomic, energy-saving design. Weight 198 g, not isolated



0.2 - 6 mm ²		1	10 0736
Replacement blade		1	10 0737



AUTOMATIC WIRE STRIPPER

for flexible stranded wires and solid conductors of 0.08 - 6 mm². Automatic adjustment. Adjustable stripping length from 4 - 18 mm. With wire cutter



0.08 - 6 mm ²		1	10 0730
Replacement blade		1	10 0731



- 1
- 2
- 3
- 4
- 5
- 6
- 7
- 8
- 9
- 10
- 11
- 12
- 13
- 14
- 15
- 16
- 17
- 18
- 19
- 20
- 21
- 22
- 23
- 24
- 25
- 26

- 1
- 2
- 3
- 4
- 5
- 6
- 7
- 8
- 9
- 10
- 11
- 12
- 13
- 14
- 15
- 16
- 17
- 18
- 19
- 20
- 21
- 22
- 23
- 24
- 25
- 26

Design	Size mm	PU	CIMCO-item-no.
--------	---------	----	----------------



»JOKARI^{original} AUTOMATIC WIRE STRIPPER



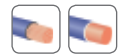
wire stripper that automatically adjusts itself to the conductor cross section, for solid and flexible conductors and stranded wires from 0.2 mm² to 6 mm² (AWG 24 to AWG 10), suitable for standard insulation (e.g. of PVC), integrated wire cutter for copper and aluminium wires up to 2.5 mm², with adjustable length stop from 6 to 18 mm for volume work, especially ergonomic due to handy pistol shape, handle with soft plastic insert. Interchangeable blade weight 150 g

0.2 - 6 mm ²		1	10 0775
Replacement blade		1	10 0777



★ TOPSELLER ★

»JOKARI^{original} SUPER 4 PLUS WIRE STRIPPER



for flexible stranded wires and solid conductors, suitable for almost all insulation types. In an ergonomic pistol shape with adjustable length stop of 6.0 to 15.0 mm. Automatic adjustment to cross sections of 0.2 mm to 6.0 mm using a special sensor system. Stable, easily accessible side cutter for wires to 2.5 mm².

0.2 - 6 mm ²	160	1	10 0780
Replacement blade		1	10 0764



⚠ 1000 V AUTOMATIC WIRE STRIPPER SAFETY-STRIP



for flexible stranded wires and solid conductors of 0.2 to 6 mm², with protective insulation up to 1000 volts, tested according to DIN EN 60 900, automatic adjustment to the conductor cross section, integrated length stop and closer for transport and storage

0.2 - 6 mm ²		1	10 0762
-------------------------	--	---	---------



»JOKARI^{original} MAXISTRIP WIRE STRIPPER



for quick and problem-free insulation stripping of flexible stranded wires and solid conductors of 6 - 16 mm². Automatic adjustment to conductor cross section, damage to conductor is eliminated. With optical length stop 15 - 18 - 20 mm. Weight 120 g.

6 - 16 mm ²	180	1	10 0744
Replacement blade		1	10 0745

2.2 APPLICATION FOR SENSOR LINES

»JOKARI^{original} SENSOR SPEZIAL AUTOMATIC WIRE STRIPPER




wire stripper developed especially for halogen-free PUR and PVC cables, removes the outer sheath without damaging the inner conductors or the braid. Due to the absence of a length stop, cables can be stripped to any desired length. Automatic adjustment and special blade geometry ensure secure insulation stripping for the following cable types:

Halogen-free sensor/actuator cables with PUR or PVC outer sheath, 3 to 8-conductor cable construction, shielded or unshielded (e.g. 3 x 0.34 mm² unshielded to 8 x 0.25 mm² shielded), round cable ø: 4.4 to 7 mm.



4.4 - 7 mm ø	165	1	10 0746
Replacement blade		1	10 0743

»JOKARI^{original} SENSOR MINI WIRE STRIPPER



designed for processing sensor cables with a new type of blade, precise distance of PVC-/PUR- cable sheaths from 3.2 mm ø upwards without damaging the conductors or the braid. The sensor system for the pliers automatically adjusts to the various cable diameters. Stripping the insulation off cables, e.g. to connect sensor / actuator distributor boxes, bus couplers, and plug connectors is quick and easy to do. Suitable for: PUR halogen-free sensor / actuator cables, highly flexible TPE-U cables, PUR cables, PUR/PVC cables, PVC cables, multi-core cable constructions as well as shielded and unshielded cables, round cables 3.2 - 4.4 mm ø. Weight: 126 g



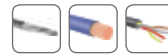
3.2 - 4.4 mm ø	165	1	10 0747
Replacement blade		1	10 0753

Design	Size mm	PU	CIMCO-item no.
--------	---------	----	----------------

2.3 APPLICATION FOR PROBLEMATIC INSULATIONS, SUCH AS RUBBER, SILICONE, TPE, TEFLON, ETC.

»»JOKARI^{original} HIGHSTRIP WIRE STRIPPER

for quick and absolutely precise stripping of even problematic insulation stripping, such as Teflon, PVC, rubber, TPE, silicone, THHN, THWN, PMMA, fibre optic cables with PE sheath, e.g., 0.5 – 0.75 – 1.5 – 2.5 – 4 mm². Damage to the conductor or stranded wires is eliminated, weight 100 g.



0.5 - 4 mm ²	160	1	10 0740
Replacement blade		1	10 0741

2.4 APPLICATION FOR SOLAR LINES

AUTOMATIC WIRE STRIPPER

for all common solar cables of 1.5 mm² to 6 mm² that are used in the photovoltaic sector. Due to the precise, fine, 5-fold adjustment, stripping even the multi-layered insulation of solar cables is no problem. Optical length measurement of 8 to 24 mm, 5/16" to 1" for continuously consistent stripping lengths. With integrated, easily accessible diagonal pliers for cable of up to 3 mm ø. Ergonomic pistol grip for fatigue-free work. Weight 240 g



1.5 - 6 mm ²		1	10 0774
Replacement blade		1	10 0779

2.5 APPLICATION FOR AS-INTERFACE CABLES

»»JOKARI^{original} SHEATH STRIPPERS FOR AS-INTERFACE CABLE WITH TPE OR PUR INSULATION

for quick and precise sheath stripping from two-conductor actuator sensor interface (AS-i) cable with profiled outer insulation made of TPE (thermoplastic elastomer) or PUR (polyurethane) up to a width of 12 mm. Special blade contour that adjusts to the cable profile, no cutting depth adjustment required, not possible to damage inner conductors. Fibre glass reinforced tool body, interchangeable blade, specially ground and hardened, weight only 120 g



	160	1	10 0748
Replacement blade		1	10 0749

- 1
- 2
- 3
- 4
- 5
- 6
- 7
- 8
- 9
- 10
- 11
- 12
- 13
- 14
- 15
- 16
- 17
- 18
- 19
- 20
- 21
- 22
- 23
- 24
- 25
- 26

Design	Size mm	PU	CIMCO-item-no.
--------	---------	----	----------------

- 1
- 2
- 3
- 4
- 5
- 6
- 7
- 8
- 9
- 10
- 11
- 12
- 13
- 14
- 15
- 16
- 17
- 18
- 19
- 20
- 21
- 22
- 23
- 24
- 25
- 26

2.6 MULTIPLE APPLICATION, ALSO FOR CRIMPING WIRE END FERRULES

»JOKARI^{original} QUADRO+ WIRE STRIPPER THE MULTIFUNCTIONAL PLIERS – NOW WITH FORCED LOCKING!



NEW!

QUADRO+ combines four functions in one pair of pliers – for fast and precise working:
Cutting – Insulation Stripping – Twisting – Crimping. Ensuring constant and high quality crimping, thanks to integrated forced locking.

1. **Cutting** – for wires and stranded wires up to 2.5 mm²
2. **Insulation stripping** – precise stop, working range 0.5 – 2.5 mm²
3. **Twisting** – prevents the stranded wires from splaying and therefore ensures a secure insertion of the conductor into the wire end ferrule
4. **Crimping** – crimping of wire end ferrules in rolled goods from 0.5 to 2.5 mm² (AWG 20 – 14) according to VDE 0609 Part 1. Reloading in seconds with exchange magazine.

QUADRO+ case complete: incl. 3 magazines and 5 strips of wire end ferrules (0.5/0.75/1.0/1.5/2.5 mm²)

QUADRO+ case complete	1	10 0728
QUADRO+ changer magazine	1	10 0727

For stripes, see page 329 in chapter 21.

CHAPTER 3 – PRECISION INSULATION STRIPPER, ADJUSTABLE

Stripping tools which are primarily operated mechanically and are suitable for small and miniature cable and line dimensions thanks to pre-defined grids.

»JOKARI^{original} PRECISION INSULATION STRIPPER PWS-PLUS



ideal for applications in electronics, computer technology, telecommunications, data communications, model building, etc. Adjustable stripping range from 0.25 to 1.00 mm ø, adjustable length stop up to 15 mm and cutting mechanism for wires up to 0.8 mm ø. Especially suitable for stripping conductors with outer insulation of PVC, Teflon®, KYNAR®, TEFZEL® and MYLAR®.



	Working range	AWG		
red push button	0,25 – 0,80 mm ø	30 – 20	1	12 0033
blue push button	0,30 – 1,00 mm ø	28 – 18	1	12 0031
Replacement blade			1	12 0099

Design	Size mm	PU	CIMCO-item no.
--------	---------	----	----------------

CHAPTER 4 – CABLE STRIPPING KNIFE

Cable stripping knife, time-tested through millions of uses, for round and longitudinal cuts, individually screw-adjustable cutting depth that eliminates damage to the inner conductors. Handle shells of wear-resistant polyamide. Both the tips of the inner cable stripping knives and the cutting edges of the attached clamping blades are coated with titanium nitride. At approx 500 °C, the cutting blade is vapour coated with titanium nitride in a vacuum chamber according to the PVD process. Excellent gliding qualities and high resistance to wear and abrasion are achieved through the reduced surface area structure and the extremely high level of hardness. TiN-coated blades can be used with significantly higher durability and cutting performance.

»JOKARI^{original} CABLE STRIPPING KNIFE SYSTEM 4 – 70

Design with changeable blades and TiN-coated safety blade. 2-component tool with improved ergonomics for better control during the stripping process and safe operation. Blade system very easy to exchange without using tools; blade size as delivered for cable diameter 8 – 28 mm. Adjustable and scalable inner blade for longitudinal and round cut. Protected hooked blade with adjustable depth; automatic protection mechanism in order to avoid unintentional slipping and cut injuries. TÜV/GS tested.



Product video
Cable stripping knife



8 - 28 mm ø	1	12 2016
-------------	---	---------

Exchangeable hook blades for 12 2016

4 – 16 mm ø	1	12 2020
8 – 28 mm ø	1	12 2021
27 – 35 mm ø	1	12 2022
35 – 50 mm ø	1	12 2023
50 – 70 mm ø	1	12 2024

Replacement parts

Hook blade, TiN-coated	1	12 2025
------------------------	---	---------

REPLACEMENT BLADE (INNER BLADE)

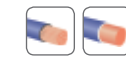
for all automatic cable stripping knives



	1	12 0020
--	---	---------

»JOKARI^{original} CABLE STRIPPING KNIFE SYSTEM 4 – 70, SET

design as CIMCO-item no. 12 2016, incl. exchangeable hook blades 4 – 16 mm ø, 8 – 28 mm ø, 27 – 35 mm ø, 35 – 50 mm ø, 50 – 70 mm ø, in practical storage box



4 – 70 mm ø	1	12 2018
-------------	---	---------

»JOKARI^{original} CABLE STRIPPING KNIFE

2-component tool with non-slip, soft grip insert and thumb grip for optimal handling.



with hooked blade

8 – 28 mm ø	1	12 0010
-------------	---	---------

with straight blade

8 – 28 mm ø	1	12 0011
-------------	---	---------



»JOKARI^{original} CABLE STRIPPING KNIFE WITHOUT BLADE















for slitting open and stripping sheaths from moisture-proof cables, 2-component tool with non-slip, soft grip insert and thumb grip for optimal hold.



4 – 16 mm ø	1	12 0012
8 – 28 mm ø	1	12 0014

1
2
3
4
5
6
7
8
9
10
11
12
13
14
15
16
17
18
19
20
21
22
23
24
25
26

- 1
- 2
- 3
- 4
- 5
- 6
- 7
- 8
- 9
- 10
- 11
- 12
- 13
- 14
- 15
- 16
- 17
- 18
- 19
- 20
- 21
- 22
- 23
- 24
- 25
- 26

Design	Size mm	PU	CIMCO-item-no.
<p>»JOKARI^{original} CABLE STRIPPING KNIFE </p> <p>Standard design with enlarged adjusting screw.</p>			
<p>with hooked blade</p>			
	8 - 28 mm ø	1	12 1010
<p>with straight blade</p>			
	8 - 28 mm ø	1	12 1011
<p>»JOKARI^{original} CABLE STRIPPING KNIFE WITHOUT BLADE </p> <p>Standard design with enlarged adjusting screw. for slitting open and stripping sheaths from moisture-proof cables.</p>			
	4 - 16 mm ø	1	12 1012
	8 - 28 mm ø	1	12 1014
<p>PROTECTIVE CAP</p> <p>Replacement protective cap for all automatic cable stripping knives with a blade.</p>			
		1	12 1020
<p>SAFETY STRIPPER AUTOMATIC CABLE STRIPPING KNIFE </p> <p>Cable stripping knife with self-rotating blade for round and longitudinal cuts, for cable from 4 to 28 mm ø (⁵/₃₂" to 1 ¹/₈"). An adjustment screw enables the cutting depth to be individually adjusted. Handle shells of wear resistant, fibre glass reinforced polyamide. Hooked blade foldaway and lockable</p>			
	4 - 28 mm ø	1	12 0006
<p>SAFETY STRIPPER PLUS AUTOMATIC CABLE STRIPPING KNIFE </p> <p>Cable stripping knife with self-rotating blade for round and longitudinal cuts, for cable from 4 to 28 mm ø (⁵/₃₂" to 1 ¹/₈"). An adjustment screw enables the cutting depth to be individually adjusted. Handle shells of wear resistant, fibre glass reinforced polyamide. Insulation stripping (0.5 - 0.8 - 1.5 - 2.5 - 4.0 - 6.0 mm²) via folding mechanism on handle end.</p>			
	4 - 28 mm ø	1	12 0004
<p>CABLE STRIPPING KNIFE - SHEARS SET, 2 PIECE </p> <p>Cable stripping knife: Blade design with reinforced blade back and lightly serrated front cutting edge. The additional cutting edge in the front area of the main cutting edge, together with the metal guide shoe on the blade guard, allows you to make secure longitudinal cable cuts. The foldaway blade guard with integrated stripper for cable of 0.5 - 6 mm² (AWG 20 - 10) can also be used as counter pressure on the cable for round cuts to a diameter of 50 mm. Total length 170 mm, blade length 45 mm.</p> <p>Electrician scissors: one-sided micro-serrated cutting edge, fibre glass reinforced, impact-resistant, 2-component plastic handle, total length 140 mm, cutting edge length 47 mm. For cutting and stripping insulation from conductors and cables to a diameter of 22 mm, for cutting insulating tape, cable ties and other materials.</p> <p>Tool holder: light plastic holder for knives and shears with belt receiver. The knife can also be secured by means of a locking mechanism</p>			
	2 piece	180	12 0218
<p>1000 V SAFETY CABLE STRIPPING KNIFE </p> <p>with insulated blade back and blade guard that folds away into the shaft, interchangeable blade</p>			
	Blade length 50 mm	1	12 0064
	Interchangeable blade	1	12 0066

Design	Size mm	PU	CIMCO-item no.
--------	---------	----	----------------

1000 V SAFETY CABLE STRIPPING KNIFE

Cable stripping knife especially suitable for working with insulation on large cables, with strong, straight blade of stainless steel, blade length approx. 50 mm. 1000 volt insulating handle with large anti-slip protection in modern 2-component technology (polypropylene with soft rubber insert) for working comfortably and securely even in wet, cold or hot conditions. With blade protection cover.



		1	12 1042
--	--	---	---------

1000 V CABLE STRIPPING KNIFE

with hooked blade and shuttle



Blade length 40 mm		1	12 0046
--------------------	--	---	---------

1000 V CABLE KNIFE

with strong, straight blade



Blade length 50 mm		1	12 0042
--------------------	--	---	---------

1000 V CABLE STRIPPING KNIFE

with straight blade and insulated blade back



Blade length 50 mm		1	12 0043
--------------------	--	---	---------

1000 V STRIPPING KNIFE

with hooked cutting edge



Blade length 35 mm		1	12 0044
--------------------	--	---	---------

CABLE STRIPPING KNIFE

Haft of a single piece, impact-resistant plastic. Blade with round and triangular scraper



1 piece		1	12 0050
---------	--	---	---------

with wooden shells, blade with scraper



1 piece		1	12 0052
---------	--	---	---------

with wooden shells, blade, and reamer



2 piece		1	12 0054
---------	--	---	---------

CABLE STRIPPING OR LEAD KNIFE

with wooden haft and fixed blade



1 piece		1	12 0060
---------	--	---	---------

UNIVERSAL KNIFE

made of die cast zinc, stainless steel blade guide, blade feeder with locking system, with rubber insert



18 mm	170	1	12 0078
-------	-----	---	---------

Replacement blade for 12 0078		10	12 0079
-------------------------------	--	----	---------

lightweight plastic design, with adjustable foldaway blade (breakaway blade, 9 mm)



ECONOMY	135	1	12 0080
---------	-----	---	---------

2-component, professional design	135	1	12 0081
----------------------------------	-----	---	---------

Replacement blades for 12 0080/12 0081		1	12 0082
----------------------------------------	--	---	---------

CUTTER KNIFE

particularly sharp and low-wear cutter knife, specially coated blades.

Ergonomic 2-component handle with soft plastic, blade advance with automatic lock, 2 additional blade strips in the handle

		1	12 0900
--	--	---	---------

Replacement blades for 12 0900		1	12 0902
--------------------------------	--	---	---------



- 1
- 2
- 3
- 4
- 5
- 6
- 7
- 8
- 9
- 10
- 11
- 12
- 13
- 14
- 15
- 16
- 17
- 18
- 19
- 20
- 21
- 22
- 23
- 24
- 25
- 26

SAWS & PIPE CUTTERS



MAXI pipe cutter
CIMCO-item no. 12 0420



- 1
- 2
- 3
- 4
- 5
- 6
- 7
- 8
- 9
- 10
- 11
- 12
- 13
- 14
- 15
- 16
- 17
- 18
- 19
- 20
- 21
- 22
- 23
- 24
- 25
- 26

1

2

3

4

5

6

7

8

9

10

11

12

13

14

15

16

17

18

19

20

21

22

23

24

25

26

Design	Size mm	PU	CIMCO-item-no.
--------	---------	----	----------------



PUK POCKET SAWS VARIO

innovative small saw bow of 10 x 5 mm flat steel, high-gloss zinc plating, with ergonomic, glass fibre reinforced plastic handle, blade tension via embedded knurled screw. 65 mm high sawing space. In two different lengths, each with universal saw blade.

Vario 150	Weight 165 g	260	1	12 0515
Vario 200	Weight 177 g	310	1	12 0520



PUK POCKET SAWS

Span width 150 mm, with metal cutting saw blade

with adjustable polished wooden haft			1	12 0500
with solid, lacquered wooden haft			1	12 0502



PROFI POCKET SAW

with universal blade

Span width 150 mm			1	12 0490
-------------------	--	--	---	---------



BULK SAW BLADES

according to DIN 6494 Form C, 150 mm length, 6 mm width, 0.4 mm thickness

Wood cutting saw blade for hard and soft woods, chipboard and hardboard, soft plastic, etc.

Tooth pitch 1.8 mm (14 teeth per inch)	150	1	12 0504
as above but for Vario 200	200	1	12 0505



Universal saw blade for steel, aluminium, nonferrous metals, fibre glass, plastic conduit and pipes, mineral, Rigips and fibre-cement slabs

Tooth pitch 1.0 mm (25 teeth per inch)	150	1	12 0506
as above but for Vario 200	200	1	12 0507



Metal cutting blade for all metals, non-ferrous metals (copper), stainless steel, special alloys, Plexiglas® and plastics

Tooth pitch 0.8 mm (32 teeth per inch)	150	1	12 0512
as above but for Vario 200	200	1	12 0513



SAW BLADE SET

according to DIN 6494 Form C, 150 mm length, 6 mm width, 0.4 mm thickness. Contents: Each contains 3 universal saw blades (tooth pitch 1.0 mm (25 teeth per inch)), metal cutting saw blades (tooth pitch 0.8 mm (32 teeth per inch)), fine metal cutting saw blade for especially fine, burr-free cuts even in very thin sheets (tooth pitch 0.5 mm (50 teeth per inch)), wood cutting saw blade (tooth pitch 1.8 mm (14 teeth per inch))

			1	12 0508
--	--	--	---	---------



METAL SAW BOW

innovative metal saw bow with 2-component plastic handle in ultra-lightweight design. Ergonomic saw line, fibre glass reinforced, total length 400 mm, suitable for a wide range of tool cases (bottom shell), integrated key and blade magazine, powder-coated, PUK bi-metal saw blade 300 mm, 24 teeth/inch

			1	12 0530
--	--	--	---	---------

Design	Size mm	PU	CIMCO-item no.
--------	---------	----	----------------

METAL SAW BOW

especially light and simultaneously very stable metal cutting saw for 300 mm saw blades. Made of die cast aluminium in an ergonomic design, with soft rubber inserts in the handle and front grip. High cutting precision of the blade in straight and 40 degree position due to captive locking pins. Blade can be tensioned up to 800 N by turn-lock fastener in the handle. Delivery incl. a bi-metal cutting saw blade.

Span width 300 mm	Weight 650 g	1	12 0602
-------------------	--------------	---	---------



METAL SAW BOW

Hacksaw with innovative quick release on the 2-component handle for single-sided saw blades DIN 6494 Form A. With improved grip due to nonslip plastic and additional front slide protection, with captive locking pins, silver grey powder-coated

Span width 300 mm	520	1	12 0600
-------------------	-----	---	---------



METAL SAW BOW

adjustable, made of right-angle steel tubing, material thickness 16 x 10 mm, red powder coating, with attachment pin

Span width 300 mm		1	12 0607
-------------------	--	---	---------



METAL CUTTING SAW BLADE

according to DIN 6494

Form A, single-sided

Material	Dimensions mm	Teeth per inch		
HSS-CO	300 x 13 x 0.65	24	1	12 0608



PIPE CUTTER WITH RATCHET MECHANISM

With the handy pistol shape, already laid pipes can be quickly and easily shortened. Pumping movements release the ratchet mechanism and the strong interchangeable blade is pushed through the material to be cut with minimal effort. The blade symmetry provides precise right angle cuts without burrs or deformation. Area of application: Hard and soft plastics, rubber hoses, Isoflex pipes, hard and soft plastic PVC pipes

SUPER PIPE CUTTER

new, reinforced design

Working range 6 - 35 mm ø	1	12 0410
Replacement blade	1	12 0412



★ TOPSELLER ★

MAXI PIPE CUTTER

with adjustment-lever for modification of cut-opening

Working range 6 - 42 mm ø	1	12 0420
Replacement blade	1	12 0422



Design	Size mm	PU	CIMCO-item-no.
--------	---------	----	----------------

1

2

3

4

5

6

7

8

9

10

11

12

13

14

15

16

17

18

19

20

21

22

23

24

25

26



MINI PLASTIC PIPE CUTTER

made of die cast magnesium, for cutting plastic and composite pipes up to a diameter of 35 mm. Optimum power transmission, with quick change system for changing blades simply and easily. Automatic blade retraction. Blade of PTFE-coated INOX steel with long service life (made in Solingen). Extremely light and compact, only 270 g.

35 mm ø / 1 3/8"	220	1	12 0416
Replacement blade		1	12 0417



PLASTIC PIPE CUTTER PROFI

made of die cast magnesium, for cutting plastic and composite pipes up to a diameter of 42 mm. Optimum power transmission thanks to ratchet mechanism with progressive, gear driven blade feed with 2-component handle. Blade retraction via one-hand quick retraction mechanism. With quick change system for replacing blades quickly and easily. Blade of PTFE-coated INOX steel with long service life (made in Solingen).

42 mm ø / 1 5/8"	240	1	12 0418
Replacement blade		1	12 0419



UNIVERSAL PIPE CUTTER

with 2 interchangeable knives for insulation and hard PVC pipes and for soft plastic and rubber hoses

Pipe outer ø max. 29 mm	200	1	12 0450
-------------------------	-----	---	---------

Bulk knives

for hard PVC		1	12 0452
for soft pipes		1	12 0453



CORRUGATED PIPE CUTTER

for cutting and trimming corrugated plastic tubes (flex tubes) and plastic shield tubes up to 42 mm ø in the electrical, plumbing and heating fields, simply rotate the tool to safely cut at the outer diameter without damaging the interior pipe, with two interchangeable cutting inserts, weight only 45 g

Working range to 42 mm ø	110	1	12 0430
Replacement cutting inserts		1 pair	12 0432



★ TOPSELLER ★

RATCHET PIPE CUTTER

innovative pipe cutter with a worldwide patent. Ratchet mechanism allows you to cut a pipe without having to completely rotate the pipe to be cut. Especially suitable for work in restricted working spaces (e.g., pipes installed in corners or on walls). One-hand operation. Especially high performance thanks to special cutting wheel and double roller guides (speed, durability). Integrated deburrer for clean edges on the cut pipes. Easily interchangeable cutting wheel. One replacement cutting wheel is contained in the scope of delivery.

Weight 400 g. For plastic, copper, aluminium, and similar pipes. For outer pipe diameters ranging from 12 to 35 mm (1/4" to 1 3/8").

	175	1	12 0480
Replacement cutting wheel		1	12 0481



NEW!

PIPE CUTTER INOX

For cutting stainless steel pipes (INOX/V2A), aluminium, copper and thin-walled metal pipes. Robust body made of die-cast magnesium, with slide and rotary knob made of die-cast zinc. Cutting wheel with needle bearings, can be changed without tools. Spare cutting wheel undetachably integrated in rotary knob cap. Four INOX guide rollers with needle bearings for easier gliding during cutting. Deburrer blade included.

	180	1	12 0485
--	-----	---	---------

Design	Size mm	PU	CIMCO-item no.
--------	---------	----	----------------

HOLE PUNCH FOR TRAPEZOIDAL SHEETS

for trapezoidal sheets up to 1.2 mm thick and for a cutting width up to 100 mm. Depth stop adjustable from 35 mm – 105 mm. Tempered punching die fitted with formed ejection springs.

with hole diameter 10 mm	700	1	10 1570
Punching die with ejection springs		1	10 1571

CABLE DUCT CUTTER

for cutting burr-free lengths without waste, for plastic conduits and covers, low force required for cutting, foldable, sprung blade protection, fastening lugs for workbench mounting, width of cutting blades up to 125 mm, laser engraved length stop up to 1000 mm

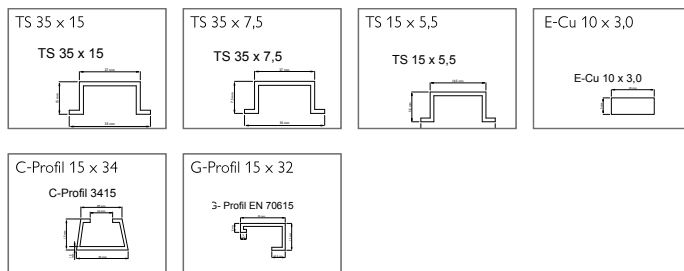
		1	13 4036
--	--	---	---------

DIN PROFILE CUTTER AND PUNCHING TOOL

for cutting burr-free lengths without waste, for copper mounting rails, reduced force needed with reinforced eccentric, laser-engraved length stop up to 1000 mm, hand operation for length cutting and punching in lengthways and crossways mode

Profile equipment: TS 35x15 – TS 35x7.5 – TS 15x5.5 – E-Cu 10x3.0 – C 15x34	1	13 4038
-----------------------------------------------------------------------------	---	---------

Profile equipment: TS 35x15 – TS 35x7.5 – TS 15x5.5 – E-Cu 10x3.0 – G 15x32	1	13 4040
-----------------------------------------------------------------------------	---	---------



BENDING SPRINGS FOR PVC PIPES

Bending springs made of high-quality, galvanised spring steel 2 x 2 mm with conical ends for bending PVC empty pipes. Versions without or with reinforcement.

Bending spring without reinforcement 5/8"	L 800 x W 127 mm	1	11 1000
Bending spring without reinforcement 5/8"	L 1000 x W 127 mm	1	11 1001
Bending spring without reinforcement 3/4"	L 800 x W 154 mm	1	11 1002
Bending spring without reinforcement 3/4"	L 1000 x W 154 mm	1	11 1003
Bending spring with reinforcement 5/8"	L 800 x W 127 mm	1	11 1004
Bending spring with reinforcement 5/8"	L 1000 x W 127 mm	1	11 1005
Bending spring with reinforcement 3/4"	L 800 x W 154 mm	1	11 1006
Bending spring with reinforcement 3/4"	L 1000 x W 154 mm	1	11 1007



**DRILLS,
HOLE SAWS,
DIAMOND TOOLS**



- 1
- 2
- 3
- 4
- 5
- 6
- 7
- 8
- 9
- 10
- 11
- 12
- 13
- 14
- 15
- 16
- 17
- 18
- 19
- 20
- 21
- 22
- 23
- 24
- 25
- 26

Design	PU	CIMCO-item no.
--------	----	----------------

- 1
- 2
- 3
- 4
- 5
- 6
- 7
- 8
- 9
- 10
- 11
- 12
- 13
- 14
- 15
- 16
- 17
- 18
- 19
- 20
- 21
- 22
- 23
- 24
- 25
- 26

DRILL & CHISEL



TWIST DRILL SET, HSS-R, 19 PIECES

in round plastic box, roll-milled drill, HSS, according to DIN 338

pieces	ø mm	increasing by mm		
19	1 - 10	0.5	1	20 1320



TWIST DRILL WORKSHOP CABINET, HSS-R

in metal cartridge, roll-milled drill, HSS, according to DIN 338, 170 pieces, increasing by 0.5 mm

10 units each of sizes 1.0 – 8.0 mm & 5 units each of sizes 8.5 – 10.0 mm	1	20 1340
---------------------------------------------------------------------------	---	---------

TWIST DRILL SETS, HSS-R/HSS-PG

according to DIN 338, in highly-stable plastic cartridge with clamping bar for each drill

pieces	ø mm	increasing by mm		
--------	------	------------------	--	--

Roll-milled drill, HSS-R

19	1 - 10	0.5	1	20 1352
25	1 - 13	0.5	1	20 1354

Profile-ground drill, HSS-PG, uncoated design

19	1 - 10	0.5	1	20 1358
25	1 - 13	0.5	1	20 1360

★ TOPSELLER ★



STONE AND CONCRETE DRILL SET, 7 PIECES

for hammer drills and cordless screwdrivers. With round shaft and four-spiral conveying helix for a rapid transportation of the drilling dust. Hard metal tips, premium soldering. In a practical plastic box.

Drill ø x length mm

4 x 75 / 5 x 90 / 6 x 100 / 6 x 100 / 8 x 120 / 10 x 120 / 12 x 150 mm	1	20 1380
------------------------------------------------------------------------	---	---------



SDS-PLUS HAMMER DRILL SET, 7 PIECES

equipped with drills from our 20 8300 ff. range, supplied in a stable plastic cartridge.

Drill ø x length mm

5 x 110 / 6 x 110 / 6 x 160 / 8 x 110 / 8 x 160 / 10 x 160 / 12 x 160	1	20 1395
-----------------------------------------------------------------------	---	---------



TWIST DRILL, HSS-R

according to DIN 338/HSS Type N, short cylindrical, right-hand cutting, roll-forged design

ø mm	Total length	Spiral length		
1.0	34	12	1	20 0314
1.5	40	18	1	20 0324
2.0	49	24	1	20 0334
2.4	57	30	1	20 0342
2.5	57	30	1	20 0344
2.8	61	33	1	20 0350
3.0	61	33	1	20 0354
3.1	65	36	1	20 0356
3.2	65	36	1	20 0358
3.3	65	36	1	20 0360
3.5	70	39	1	20 0364
4.0	75	43	1	20 0373
4.1	75	43	1	20 0374
4.2	75	43	1	20 0375
4.5	80	47	1	20 0379
4.8	86	52	1	20 0383
5.0	86	52	1	20 0385
5.1	86	52	1	20 0386



Design		PU	CIMCO-item no.	
∅ mm	Total length	Spiral length		
5.2	86	52	1	20 0387
5.5	93	57	1	20 0391
6.0	93	57	1	20 0397
6.5	101	63	1	20 0403
6.8	109	69	1	20 0407
7.0	109	69	1	20 0409
7.5	109	69	1	20 0415
8.0	117	75	1	20 0421
8.5	117	75	1	20 0427
9.0	125	81	1	20 0433
9.5	125	81	1	20 0439
10.0	133	87	1	20 0445
10.2	133	87	1	20 0447
10.5	133	87	1	20 0451
11.0	142	94	1	20 0457
11.5	142	94	1	20 0463
12.0	151	101	1	20 0469
12.5	151	101	1	20 0472
13.0	151	101	1	20 0476



CASED DRILL

Safety cased drill bit made of chrome-vanadium steel for wood, lightweight boards, plasterboards, not suitable for concrete and stone.

∅-mm				
6	400	1		20 6306
	600	1		20 6346
8	400	1		20 6308
	600	1		20 6348
10	400	1		20 6310
	600	1		20 6350
12	400	1		20 6312
	600	1		20 6352
14	400	1		20 6314
	600	1		20 6354
16	400	1		20 6316
	600	1		20 6356
18	400	1		20 6318
	600	1		20 6358
20	400	1		20 6320
	600	1		20 6360
22	400	1		20 6322
	600	1		20 6362
24	400	1		20 6324
	600	1		20 6364
25	400	1		20 6325
	600	1		20 6365
26	400	1		20 6326
	600	1		20 6366
28	400	1		20 6328
	600	1		20 6368
30	400	1		20 6330
	600	1		20 6370



- 1
- 2
- 3
- 4
- 5
- 6
- 7
- 8
- 9
- 10
- 11
- 12
- 13
- 14
- 15
- 16
- 17
- 18
- 19
- 20
- 21
- 22
- 23
- 24
- 25
- 26

- 1
- 2
- 3
- 4
- 5
- 6
- 7
- 8
- 9
- 10
- 11
- 12
- 13
- 14
- 15
- 16
- 17
- 18
- 19
- 20
- 21
- 22
- 23
- 24
- 25
- 26

Design	PU	CIMCO-item no.
--------	----	----------------



STONE AND CONCRETE DRILL

with hard metal blades and cylindrical shaft, ideal for use in cordless drills, optimised for constantly recurring applications in masonry.

ø mm	Total length	Spiral length		
4	75	40	1	20 1604
5	90	50	1	20 1610
6	100	60	1	20 1614
	150	90	1	20 1702
7	100	55	1	20 1618
8	120	75	1	20 1622
	600	350	1	20 1854
10	150	90	1	20 1630
12	150	85	1	20 1634
14	150	90	1	20 1638
	600	500	1	20 1862

PROFI SDS-PLUS HAMMER DRILL

with hard metal blades, high drilling speed thanks to the wide Twinmax helix, the user is protected by the vibration-optimised drilling behaviour, certified by the German Masonry Drill Bit Testing Association (PGM) in accordance with the requirements as set out by the German Institute for Building Technology (DIBt), suitable for all machines with SDS-plus-holders, made in Germany



ø mm	Total length	Spiral length		
5	110	50	1	20 8302
	160	100	1	20 8304
6	110	50	1	20 8308
	160	100	1	20 8310
7	110	50	1	20 8316
	160	100	1	20 8318
8	110	50	1	20 8320
	160	100	1	20 8322
	210	150	1	20 8324
10	110	50	1	20 8328
	160	100	1	20 8330
	210	150	1	20 8332
	310	250	1	20 8334
	460	400	1	20 8336
12	260	200	1	20 8341
	160	100	1	20 8342
	210	150	1	20 8343
	310	250	1	20 8344
	450	400	1	20 8346
	600	550	1	20 8348
14	160	100	1	20 8354
	200	150	1	20 8355
	300	250	1	20 8356
	450	400	1	20 8357
15	250	200	1	20 8360
16	160	100	1	20 8362
	200	150	1	20 8364
	300	250	1	20 8365
	450	400	1	20 8366
	600	550	1	20 8368
18	200	150	1	20 8372
	450	400	1	20 8373
19	450	400	1	20 8378
20	200	150	1	20 8380
	450	400	1	20 8382
22	250	200	1	20 8384
	450	400	1	20 8386
24	250	200	1	20 8388
25	300	250	1	20 8390

Other sizes on request.

Design	PU	CIMCO-item no.
--------	----	----------------

SDS-PLUS HAMMER DRILL CIMCO

with hard metal blades, for all concrete and stone applications (concrete, aerated concrete/YTONG, sand-lime brick masonry, stone), certified by the German Masonry Drill Bit Testing Association (PGM) in accordance with the requirements as set out by the German Institute for Building Technology (DIBt), suitable for all machines with SDS plus holders

ø mm	Total length	Spiral length		
5	110	50	1	20 8602
	160	100	1	20 8604
5.5	110	50	1	20 8605
	160	100	1	20 8606
6	110	50	1	20 8608
	160	100	1	20 8610
6.5	110	50	1	20 8616
	160	100	1	20 8618
8	110	50	1	20 8620
	160	100	1	20 8622
	210	150	1	20 8624
10	110	50	1	20 8628
	160	100	1	20 8630
	210	150	1	20 8632
	310	250	1	20 8634
12	450	400	1	20 8636
	160	100	1	20 8642
	210	150	1	20 8643
14	310	250	1	20 8644
	450	400	1	20 8646
	600	550	1	20 8648
16	160	100	1	20 8654
	210	150	1	20 8655
	310	250	1	20 8656
	450	400	1	20 8657
20	160	100	1	20 8662
	210	150	1	20 8664
	450	400	1	20 8666
	600	550	1	20 8668
25	450	400	1	20 8673
	210	150	1	20 8680
	450	400	1	20 8682
25	450	400	1	20 8686
	310	250	1	20 8690

Other sizes on request.



CHISEL SDS-PLUS

POINTED CHISEL

for the laying of lines, for all types of chiselling/demolition works as well as breakthrough works, SDS-Plus

11 mm, round	250	1	20 8002
14 mm, square	250	1	20 8004

FLAT CHISEL

for selective breaking actions, all types of chiselling/demolition works and breakthrough works, SDS-Plus

20 mm	250	1	20 8010
-------	-----	---	---------

SPADE CHISEL

for the large-scale universal removal of material, SDS-Plus

40 mm	250	1	20 8006
-------	-----	---	---------



- 1
- 2
- 3
- 4
- 5
- 6
- 7
- 8
- 9
- 10
- 11
- 12
- 13
- 14
- 15
- 16
- 17
- 18
- 19
- 20
- 21
- 22
- 23
- 24
- 25
- 26

- 1
- 2
- 3
- 4
- 5
- 6
- 7
- 8
- 9
- 10
- 11
- 12
- 13
- 14
- 15
- 16
- 17
- 18
- 19
- 20
- 21
- 22
- 23
- 24
- 25
- 26

Design	Size mm	PU	CIMCO-item no.
--------	---------	----	----------------



WINGED CHISEL

for the stemming, cutting and pulling of channels with a depth restriction, SDS-Plus

22 mm	250	1	20 8008
-------	-----	---	---------



TILE CHISEL

for the removal of tiles, SDS-Plus

40 mm	250	1	20 8012
75 mm	165	1	20 8000



GROOVE CHISEL

for removing and cleaning grooves and masonry, SDS-Plus

25 mm	250	1	20 8014
-------	-----	---	---------



GOUGE

for cutting narrow channels into concrete and masonry, SDS-Plus

22 mm	250	1	20 8020
-------	-----	---	---------

CHISEL SDS MAX



POINTED CHISEL

for the laying of lines, for all types of chiselling/demolition works as well as breakthrough works, SDS-Max

	400	1	20 8032
--	-----	---	---------



FLAT CHISEL

for selective breaking actions, all types of chiselling/demolition works and breakthrough works, SDS-Max

25 mm	280	1	20 8036
25 mm	400	1	20 8038



SPADE CHISEL

for the large-scale universal removal of material, SDS-Max

50 mm	400	1	20 8042
80 mm	300	1	20 8044
115 mm	350	1	20 8060



GOUGE

for cutting narrow channels into concrete and masonry, SDS-Max

26 mm	300	1	20 8050
-------	-----	---	---------

Design	Size mm	PU	CIMCO-item no.
--------	---------	----	----------------

DRILL BITS

HAMMER CORE BIT

The 6 accurately ground blades soldered with silver achieve excellent durability, even when dealing with hard materials. The hardened steel body with M 16 internal thread and the optimised concentricity is ideally suited for concrete, stone, masonry, clinker brick, tiles, and lightweight construction materials. Holder shaft in hexagonal or SDS-Plus version. Low-wear hard metal teeth with slot soldering ensure maximum stability. With interchangeable centring drill bits for light hammer-action use (material dependent), precise incorporation of switch/distribution boxes.

	Drilling ø mm		
Hammer core bits in hexagonal version	68	1	20 7311
	80 (82)	1	20 7315
Hammer core bits with SDS-Plus	68	1	20 7321
	80 (82)	1	20 7325

ACCESSORIES

Centring drill bit	9 (8)	1	20 7340
Hexagonal holder shaft	SW 12 100	1	20 7330
SDS-Plus holder shaft	110	1	20 7334

DIAMOND CORE DRILL BIT PERFORMANCE

complete with holder shaft and HM centring drill bit

with holder shaft

Hexagonal size 12	ø 68	1	20 7378
	ø 82	1	20 7379

with holder shaft

SDS-Plus holder system	ø 68	1	20 7388
	ø 82	1	20 7389

HOLDER SHAFT 65

for working length: 65 mm

Steel design, including ejector drift

Hex		1	20 8836
SDS-Plus		1	20 8838

Centring drill (tapered) 65, for working length: 65 mm and for extensions with a conical holder shaft

Total length 120 mm		1	20 8834
---------------------	--	---	---------

DIAMOND CORE BITS SOFT S

Working length: 65 mm, with laser-fused diamond segments made of diamond grit bond

Suitable for: hollow concrete block, masonry brick, tiles (soft), sand-lime brick (soft abrasive/hard), plaster and aerated concrete

Height mm	Segment length mm	Quantity	ø mm		
8	24	3	68	1	20 8770
8	24	4	82	1	20 8772


DIAMOND CORE BITS SOLID S

Working length: 65 mm,

with laser-fused diamond segments made of diamond grit bond

Suitable for: concrete products (soft), hollow concrete block, masonry brick, tiles (soft), sand-lime brick (soft abrasive/hard/high density), plaster and aerated concrete

Height mm	Segment length mm	Quantity	ø mm		
8	24	3	68	1	20 8774
8	24	4	82	1	20 8776



- 1
- 2
- 3
- 4
- 5
- 6
- 7
- 8
- 9
- 10
- 11
- 12
- 13
- 14
- 15
- 16
- 17
- 18
- 19
- 20
- 21
- 22
- 23
- 24
- 25
- 26

- 1
- 2
- 3
- 4
- 5
- 6
- 7
- 8
- 9
- 10
- 11
- 12
- 13
- 14
- 15
- 16
- 17
- 18
- 19
- 20
- 21
- 22
- 23
- 24
- 25
- 26

Design	PU	CIMCO-item no.
--------	----	----------------



DIAMOND CORE BITS STRONG S

Working length: 65 mm, with laser-fused diamond segments made of diamond grit bond
 Suitable for: concrete products (medium-hard), reinforced concrete, hollow concrete block, masonry brick, tiles (hard), sand-lime brick (soft abrasive/hard/high density), quadro block, sand stone (hard), clinker brick (medium-hard), plaster, and aerated concrete

Height mm	Segment length mm	Quantity	ø mm	
8	24	3	68	1 20 8778
8	24	4	82	1 20 8780



DIAMOND CORE BITS ABRASIVE S

Working length: 65 mm,
 with laser-fused diamond segments made of diamond grit bond
 Suitable for: sand-lime brick (soft/abrasive), sandstone (abrasive), plaster and aerated concrete

Height mm	Segment length mm	Quantity	ø mm	
8	24	3	68	1 20 8782
8	24	4	82	1 20 8784



HOLDER SHAFT 90

for working length: 90 mm

Steel design, including ejector drift

Hex	1	20 8836
SDS-Plus	1	20 8838

Centring drill (tapered) 90, for working length: 90 mm and for extensions with a conical holder shaft

Total length 140 mm	1	20 8844
----------------------------	----------	----------------



DIAMOND CORE BITS SOFT L

Working length: 90 mm, with laser-fused diamond segments made of diamond grit bond
 Suitable for: hollow concrete block, masonry brick, tiles (soft), sand-lime brick (soft abrasive/hard), plaster and aerated concrete

Height mm	Segment length mm	Quantity	ø mm	
8	24	3	68	1 20 8790
8	24	4	82	1 20 8792



DIAMOND CORE BITS SOLID L

Working length: 90 mm,
 with laser-fused diamond segments made of diamond grit bond
 Suitable for: concrete products (soft), hollow concrete block, masonry brick, tiles (soft), sand-lime brick (soft abrasive/hard/high density), plaster and aerated concrete

Height mm	Segment length mm	Quantity	ø mm	
8	24	3	68	1 20 8794
8	24	4	82	1 20 8796



DIAMOND CORE BITS STRONG L

Working length: 90 mm,
 with laser-fused diamond segments made of diamond grit bond
 Suitable for: concrete products (medium-hard), reinforced concrete, hollow concrete block, masonry brick, tiles (hard), sand-lime brick (soft abrasive/hard/high density), quadro block, sandstone (hard), plaster and aerated concrete

Height mm	Segment length mm	Quantity	ø mm	
8	24	3	68	1 20 8802
8	24	4	82	1 20 8804

Design	PU	CIMCO-item no.
--------	----	----------------

DIAMOND CORE BITS ABRASIVE L

Working length: 90 mm,
with laser-fused diamond segments made of diamond grit bond
Suitable for: sand-lime brick (soft/abrasive), sandstone (abrasive), plaster and aerated concrete

Height mm	Segment length mm	Quantity	ø mm		
8	24	3	68	1	20 8798
8	24	4	82	1	20 8800



HOLDER SHAFT 60

for working length: 60 mm, including Allen key

Hex	1	20 8850
SDS	1	20 8852



60 CENTRING DRILL

for working length: 68 mm and for extensions with a cylindrical holder shaft and locking surface

Total length 112 mm	1	20 8854
---------------------	---	---------



HARD METAL CORE BITS 60 DRY WALL

Working length: 60 mm,
with hard metal segments welded on, core bit holder M 16
Suitable for: plywood, plastics (PVC), Fermacell, wood-core plyboard, chipboard and GRP

Height mm	Segment length mm	Quantity	ø mm		
8	2.5	5	68	1	20 8786
8	2.5	5	82	1	20 8788



HOLDER SHAFT 150

for working length: 150 mm, useable length: 200 mm
Steel design, including centring drill bit and ejector drift

6-Kant	1	20 8830
SDS-Plus	1	20 8832



CENTRING DRILL (CONICAL) 150

for working length: 150 mm

	1	20 8833
--	---	---------



DIAMOND CORE BITS ALLROUND

Working length: 150 mm
with laser-fused diamond segments made of diamond grit bond
Suitable for: concrete products (medium-hard), exposed aggregate concrete, kerbstone, paving stone, composite stone, roof tiles (medium-hard), hollow concrete block, masonry brick, tiles (soft/hard), sand-lime brick (soft/abrasive/hard/high density), Quadro block, sand stone (hard), clinker brick (medium-hard), plaster, aerated concrete, and screed

Height mm	Segment length mm	Quantity	ø mm		
7	24	3	32	1	20 8810
7	24	3	42	1	20 8812
7	24	4	52	1	20 8814
7	24	4	72	1	20 8816
7	24	4	82	1	20 8818
7	24	5	112	1	20 8820
7	24	6	132	1	20 8822
7	24	7	152	1	20 8824
7	24	7	182	1	20 8826



- 1
- 2
- 3
- 4
- 5
- 6
- 7
- 8
- 9
- 10
- 11
- 12
- 13
- 14
- 15
- 16
- 17
- 18
- 19
- 20
- 21
- 22
- 23
- 24
- 25
- 26

Design	PU	CIMCO-item no.
--------	----	----------------



TILE CORE BITS M14 FOR ANGLE GRINDERS

- Highest life expectancy and perfect results in the hardest tiles, roof tiles, and porcelain stoneware
- Cooling is ensured by integrated paraffin emulsion, meaning no additional cooling is required
- Can be used for angle grinders with M14 holder at high rotation speeds
- With 3-edge holder as rotation stop

ø 68 mm	1	20 6808
ø 82 mm	1	20 6810

HOLDER SHAFTS - DRY DRILLS

Steel design, with tool holder M 18 or resp. 5/8" or R 1/2"



including cylindrical centring drill bit	5/8" / M 16	1	20 8860
including cylindrical centring drill bit	R 1/2" / M 16	1	20 8862
including centring drill bit (hook function)	M 18 x 2,5 / M 16	1	20 8856

UNIVERSAL DEBURRER

for all deburring work on drill holes as well as on straight, convex and concave edges (e.g. pipe inner and outer edges), aluminium handle, interchangeable, hardened blade



	1	20 8500
--	---	---------

JIGSAW BLADES MANUFACTURED FROM CRV STEEL

self-service packaged, for wood, plastic up to 60 mm



for AEG - Bosch - Metabo - tools		5	20 8506
for Black + Decker - Skil - Fein - tools		5	20 8507

JIGSAW BLADES MANUFACTURED FROM HSS BI-METAL

self-service packaged, for soft steel, aluminium, non-ferrous metal, stainless steel metal up to 4 mm



for AEG - Bosch - Metabo - tools		5	20 8522
for Black + Decker - Skil - Fein - tools		5	20 8523

Design	PU	CIMCO-item no.
--------	----	----------------

HOLE SAWS

Holder		For hole saw 14 – 30 mm	For hole saw 32 – 152 mm	HSS guide drill
				
9.5 mm hexagonal		20 7580	20 7581	20 7590
11 mm hexagonal		/	20 7584	
11 mm hexagonal with counternut		/	20 7586	
SDS-Plus		20 7588	20 7589	

HOLE SAWS MANUFACTURED FROM HSS BI-METAL WITH VARIO SERRATION

The variable tooth pitch (4 – 6 teeth per inch) ensures vibration-free drilling. Hole saws with holder thread, from 32 mm ø additional driver holes. For rational drilling of steel, cast iron, stainless steel, copper, non-ferrous metals, hard and soft wood, Rigips boards and other materials. Saw length 50 mm, max. drilling depth 40 mm, M 16 holder thread.

For holder shafts (CIMCO article no. 20 7580 and 20 7588).

ø-mm			
14		1	20 7414
16		1	20 7416
17		1	20 7417
19		1	20 7419
20		1	20 7420
21		1	20 7421
22		1	20 7422
24		1	20 7424
25		1	20 7425
27		1	20 7427
29		1	20 7429
30		1	20 7430



- 1
- 2
- 3
- 4
- 5
- 6
- 7
- 8
- 9
- 10
- 11
- 12
- 13
- 14
- 15
- 16
- 17
- 18
- 19
- 20
- 21
- 22
- 23
- 24
- 25
- 26

- 1
- 2
- 3
- 4
- 5
- 6
- 7
- 8
- 9
- 10
- 11
- 12
- 13
- 14
- 15
- 16
- 17
- 18
- 19
- 20
- 21
- 22
- 23
- 24
- 25
- 26

Design	Size mm	PU	CIMCO-item no.
--------	---------	----	----------------

HOLE SAWS MANUFACTURED FROM HSS BI-METAL WITH VARIO SERRATION

The variable tooth pitch (4 – 6 teeth per inch) ensures vibration-free drilling. Hole saws with holder thread, from 32 mm ø additional driver holes. For rational drilling of steel, cast iron, stainless steel, copper, non-ferrous metals, hard and soft wood, Rigips boards and other materials. Saw length 50 mm, max. drilling depth 40 mm, M 16 holder thread. For holder shafts (CIMCO article no. 20 7580 and 20 7588).



ø-mm			
32		1	20 7432
35		1	20 7435
37		1	20 7437
38		1	20 7438
40		1	20 7440
41		1	20 7441
43		1	20 7443
44		1	20 7444
45		1	20 7445
46		1	20 7446
48		1	20 7448
50		1	20 7450
51		1	20 7451
52		1	20 7452
54		1	20 7454
55		1	20 7455
57		1	20 7457
59		1	20 7459
60		1	20 7460
64		1	20 7464
65		1	20 7465
67		1	20 7467
68		1	20 7468
70		1	20 7470
73		1	20 7473
75		1	20 7475
76		1	20 7476
79		1	20 7479
83		1	20 7483
86		1	20 7486
89		1	20 7489
92		1	20 7492
95		1	20 7495
98		1	20 7498
100		1	20 7500
102		1	20 7502
105		1	20 7505
111		1	20 7511
114		1	20 7514
121		1	20 7521
127		1	20 7527
140		1	20 7540
146		1	20 7546
152		1	20 7552

★ TOPSELLER ★



HOLE SAWS FOR SWITCH BOXES

complete with holder shaft (CIMCO article no. 20 7584), guide drill bit (CIMCO article no. 20 7590) and push-out spring (CIMCO article no. 20 7596)

	68	1	20 7562
--	----	---	---------



additionally with edge countersink (CIMCO article no. 20 7598)

	68	1	20 7563
--	----	---	---------

Design	Size mm	PU	CIMCO-item no.
--------	---------	----	----------------

HOLE SAW \varnothing 68 MM

with integrated edge countersink, hexagonal holder and push-out spring.

- HSS bi-metal with Vario serration
- 11 mm hexagonal holder without driver
- Centring drill bit 105 mm, \varnothing 6 mm
- Push-out spring

for wood and Rigips	68	1	20 7564
---------------------	----	---	---------



EDGE COUNTERSINK

for HSS bi-metal hole saws with 68 mm \varnothing , with two specially-hardened cutting teeth

		1	20 7598
--	--	---	---------



ELEKTRO-TOP WITH EDGE COUNTERSINK

Contents: One hole saw each in sizes 35 mm, 68 mm, 75 mm \varnothing

Edge countersink for 68 mm \varnothing , with two specially-hardened cutting teeth

Holder shaft with two driver pins CIMCO-Article no. 20 7584

HSS guide drill bit, 6.35 mm \varnothing , length 70 mm

Push-out spring (for all saws from 52 mm \varnothing)

Comprehensive drilling instructions, supplied in impact-resistant plastic box

		1	20 7400
--	--	---	---------



SOCKET CUTTER

hole saw with metal body, 6 mm \varnothing holder shaft, induction-hardened saw tips, cutting depth 19 mm

7 saw attachments 25 (1") - 32 (1 1/4") - 38 (1 1/2") - 44 (1 3/4") - 51 (2") - 57 (2 1/4") - 63 (2 1/2") mm \varnothing

for wood and Rigips		1	12 0882
---------------------	--	---	---------



ELEKTRO METRIC

with 6 hole saws for drilling through-holes for metric screwed cable glands

Holder shafts with HSS guide drill, (CIMCO article no. 20 7580 and 20 7584)

Hole saws \varnothing mm

20			20 7420
25			20 7425
32			20 7432
40			20 7440
50			20 7450
64			20 7464
		1	20 7573



PUSH-OUT SPRING

suitable from 52 mm \varnothing

		1	20 7596
--	--	---	---------



1
2
3
4
5
6
7
8
9
10
11
12
13
14
15
16
17
18
19
20
21
22
23
24
25
26

- 1
- 2
- 3
- 4
- 5
- 6
- 7
- 8
- 9
- 10
- 11
- 12
- 13
- 14
- 15
- 16
- 17
- 18
- 19
- 20
- 21
- 22
- 23
- 24
- 25
- 26

Design	PU	CIMCO-item no.
--------	----	----------------

CUTTING DISCS



LINE BLUE DIAMOND CUTTING DISCS

with sinter-fused diamond segments, steel blade hardness: 28 HRC

suitable for: concrete products (soft), paving stone, composite stone, masonry brick

Height mm	Segment length mm	Quantity	ø mm		
7	38	8	115	1	20 8700
7	37	9	125	1	20 8702
7	34	14	180	1	20 8704
7	39	16	230	1	20 8706



LINE BEIGE DIAMOND CUTTING DISCS

with laser-fused diamond segments, steel blade hardness: 38 HRC

suitable for: concrete products (soft/medium), kerbstone, paving stone, composite stone, masonry brick, roof tiles (soft), hollow concrete block, tiles (hard), sand-lime brick (hard), sandstone (hard), clinker brick (medium-hard), cast iron pipe (ductile)

Height mm	Segment length mm	Quantity	ø mm		
10	31.5	9	115	1	20 8708
10	31.5	10	125	1	20 8710
10	31.5	12	150	1	20 8712
10	33	14	180	1	20 8714
10	38	16	230	1	20 8716



LINE SILVER DIAMOND CUTTING DISCS

with sinter-fused diamond segments, steel blade hardness: 28 HRC

suitable for: concrete products (soft), paving stone, roof tiles (soft), hollow concrete block, masonry brick tiles (soft), sand-lime brick (soft abrasive), fireclay (soft), plaster, aerated concrete, fibre cement, and screed

Height mm	Segment length mm	Quantity	ø mm		
8	53	6	115	1	20 8718
8	58	6	125	1	20 8720
8	64	8	180	1	20 8728
8	76	10	230	1	20 8732



LINE GREEN DIAMOND CUTTING DISCS

with laser-fused diamond segments, steel blade hardness: 38 HRC

Suitable for: concrete products (medium-hard/hard), reinforced concrete, exposed aggregate concrete, kerbstone, paving stone, composite stone, roof tiles (medium-hard), hollow concrete block, masonry brick, tiles (hard), sand-lime brick (hard/high-density), Quadro block, sandstone (hard), clinker brick (hard/medium-hard), cast iron pipe (ductile), fireclay (soft), basalt and natural stone

Height mm	Segment length mm	Quantity	ø mm		
10	31.5	9	115	1	20 8742
10	31.5	10	125	1	20 8744
10	31.5	12	150	1	20 8746



LINE RED DIAMOND CUTTING DISCS

with laser-fused diamond segments, steel blade hardness: 38 HRC

Suitable for: concrete products (medium-hard/hard), reinforced concrete, exposed aggregate concrete, kerbstone, paving stone, composite stone, roof tiles (medium-hard/soft), masonry brick, sand-lime brick (soft abrasive/hard), Quadro block, clinker brick (medium-hard)

Height mm	Segment length mm	Quantity	ø mm		
10	31.5	9	115	1	20 8752
10	31.5	10	125	1	20 8754
10	31.5	11	140	1	20 8756
10	33	12	150	1	20 8758

Design	PU	CIMCO-item no.
--------	----	----------------

CORUNDUM CUTTING DISCS, INOX STAINLESS STEEL

Suitable for: rust and acid-resistant steels, angular steel profiles, aluminium alloy, copper, brass and bronze, angular stainless steel profiles, unalloyed and alloyed structural steels, high strength structural steels, tool steels, Extra thin material thickness, precise and fast, significantly faster and more precise cutting, extremely clean cut and low-burr, chip-free edges, minimal effort

Thickness mm	Design	ø mm			
1	straight	115	1		20 8910
1	straight	125	1		20 8912
1.9	offset	230	1		20 8914



CORUNDUM CUTTING DISCS, STEEL

Suitable for: Unalloyed and alloyed structural steels, high strength structural steels, tool steels, angular steel profiles, cast iron, aluminium alloy, copper, brass and bronze
Extra thin material thickness, clean cut allows sheet metal working without material deformation and cutting burrs.

Thickness mm	Design	ø mm			
2.5	offset	115	1		20 8900
2.5	offset	125	1		20 8902
2.5	straight	230	1		20 8904



CORUNDUM CUTTING DISCS STONE

Suitable for: Concrete, sand-lime brick, marble, wall tiles, floor tiles, slate, terrazzo, clay pipes, exposed aggregate concrete, roof tiles, aerated concrete, roof tiles
Good service life, good cutting performance

Thickness mm	Design	ø mm			
3.0	offset	115	1		20 8920
3.0	offset	125	1		20 8922
3.0	straight	230	1		20 8924



CORUNDUM CUTTING DISCS MULTI-CUT

Suitable for: Angular steel profiles, cast iron, aluminium alloy, copper, brass and bronze, marble, slate, angular stainless steel profiles, tiles, unalloyed and alloyed structural steels, high strength structural steels, rust and acid-resistant steels. Combi-disc suitable for stainless steel, steel, and stone (in particular wall tiles), special material composition of the new thin combi-disc makes it possible to cut metal and tiles for example without time-consuming disc replacement, good cutting performance and pleasant cutting behaviour, low-burr to burr-free edges.

Thickness mm	Design	ø mm			
1.2	offset	115	1		20 8764
1.2	offset	125	1		20 8766



ZIRCON CORUNDUM SERRATED WASHER

for dry grinding, especially for surface machining, hard and tough abrasive grain allows extremely good removal of material, suitable for: steel (stainless), hardened steel, tough non-ferrous metal and cast steel

Thickness mm	Design	ø mm			
60 grain	offset	125	1		20 8930



- 1
- 2
- 3
- 4
- 5
- 6
- 7
- 8
- 9
- 10
- 11
- 12
- 13
- 14
- 15
- 16
- 17
- 18
- 19
- 20
- 21
- 22
- 23
- 24
- 25
- 26

Design	Size mm	PU	CIMCO-item no.
--------	---------	----	----------------

- 1
- 2
- 3
- 4
- 5
- 6
- 7
- 8
- 9
- 10
- 11
- 12
- 13
- 14
- 15
- 16
- 17
- 18
- 19
- 20
- 21
- 22
- 23
- 24
- 25
- 26



3 x DIAMOND CUTTING DISCS IN A CAN

- For concrete, exposed aggregate concrete, concrete paving stones (can be driven on), granite, sand-lime brick, slate, terrazzo, basalt, concrete (reinforced), screed, plaster, gneiss, chalk, porphyry, sandstone, aerated concrete (Ytong)
- Effective, durable, and cost-effective
- Will impress you in daily use due to high separation speed and good service life

115	drill hole: 22.23 mm	1	20 6814
125	drill hole: 22.23 mm	1	20 6816



10 x CUTTING DISCS IN A CAN STAINLESS STEEL

- Suitable for stainless steel
- Extra thin material thickness, precise and fast
- Much cleaner cutting
- Extremely clean cut and low-burr, chip-free edges
- Minimal effort

115 x 1.0 mm	drill hole: 22.23 mm	1	20 6840
125 x 1.0 mm	drill hole: 22.23 mm	1	20 6842



10 x CUTTING DISCS IN A CAN MULTI-CUT

- Combi-disc suitable for stainless steel, steel, and stone (in particular wall tiles)
- Special material composition of the new thin combi-disc makes it possible to cut metal and tiles for example without time-consuming disc replacement
- Good cutting performance and pleasant cutting behaviour
- Low-burr to burr-free edges

115 x 1.2 mm	drill hole: 22.23 mm	1	20 6844
125 x 1.2 mm	drill hole: 22.23 mm	1	20 6846

STEP DRILL



DRILLING PASTE

Increase the service life

50 g		1	20 1307
------	--	---	---------



SPECIAL STEP DRILL FOR SCREW PUNCHING

4 grooves, 10 mm shaft, interchangeable centring drill bit, HSS-TiAlN coated, use in particularly hard materials, optimal service life at top cutting speeds, coating is more than 20% harder than as TiN coating
 Max. operating temperature up to 800 °C
 Working range: 10.5 - 12.5 - 14.5 - 16.5 - 18.5 - 20.5 - 23.5 - 25.5 - 32.5 - 38.5 - 40.5 mm ø

		1	13 4032
--	--	---	---------



HSS STEP DRILL FOR SCREWED CABLE GLANDS

Special design for core holes and through-holes for metric screwed cable glands with 2 flutes, holder shaft ø 12 mm

Drilling range

M 12 - 32		1	20 1275
-----------	--	---	---------

Design	PU	CIMCO-item no.
--------	----	----------------

HSS STEP DRILL

especially for screwed cable glands in electrical assembly, perfectly round and cylindrical holes in various diameters, centring, drilling, drilling out and deburring in a single work stage, suitable for use in hand and box column drills in the fields of trade and industry, for sheet metal and plate metal, profiles and tubes manufactured from steel, brass, copper, aluminium, V2A stainless steel, plastic, wood, etc. up to 3 mm in thickness. Holder shaft 12 mm ø. Surfaces additionally coated with TiN (titanium nitride) after hardening are extremely hard and smooth. Higher cutting speed permits quicker working, lower wear increases the durability between 5 and 10 fold!

Drilling ø mm

80 centring drill bit
 12.5 through-hole for
 14.5 core hole for
 16.5 through-hole for
 18.6 through-hole for
 18.5 core hole for
 20.4 through-hole for
 20.5 through-hole for
 20.5 through-hole for
 22.5 through-hole for
 23.5 core hole for
 25.5 through-hole for
 25.8
 28.3 through-hole for
 30.5 core hole for
 32.5 through-hole for
 33.6
 37.0 through-hole for
 38.5 core hole for
 40.5 through-hole for

	PG 7/M12	M16	PG 9	PG 11	PG 13.5	M 20	PG 16	M 25	M 25	M 32	M 32	M 40	M 40	Drill steps			
HSS	•	•	•	•	•	•	•	•	•	•	•	•	•	9	1		20 1201
HSS-TIN	•	•	•	•	•	•	•	•	•	•	•	•	•	9	1		20 1206
HSS	•	•	•	•	•	•	•	•	•	•	•	•	•	11	1		20 1200
HSS-TIN	•	•	•	•	•	•	•	•	•	•	•	•	•	11	1		20 1205
HSS	•	•	•	•	•	•	•	•	•	•	•	•	•	10	1		20 1207
HSS-TIN	•	•	•	•	•	•	•	•	•	•	•	•	•	10	1		20 1208
HSS	•	•	•	•	•	•	•	•	•	•	•	•	•	12	1		20 1209
HSS-TIN	•	•	•	•	•	•	•	•	•	•	•	•	•	12	1		20 1210



REPLACEMENT CENTRING DRILL

suitable for all CIMCO step drills

Shaft ø 6 mm	8 mm ø	1		20 1273
Shaft ø 4 mm (new generation)	8 mm ø	1		20 1274



SPECIAL STEP DRILL FOR SCREW PUNCHING

HSS step drill for burr-free drilling of through-holes for screw puncher tension bolts M 8 (3/8") - M 10 (7/16") - M 12 - M 16 - 3/4" - M 20 in material up to 4 mm thick. Suitable for use in hand and box column drills, total of 9 drill steps, holder shaft (ø 10 mm) with 3 driver carriers prevents slipping in the chuck.

		1		20 1212
--	--	---	--	---------



STEP DRILL

for mechanical engineering and sheet metal processing, manufactured from HSS, complete with 2 blades, increasing by 1 mm

Drilling range	max. drilling depth	Holder shaft		
ø mm	mm	ø mm		
4 - 12	5	6	1	20 1214
12 - 20	4	9	1	20 1216
20 - 30	4	12	1	20 1218



AERIAL DRILL

made of HSS

Drilling range	Shaft ø mm	Size	Length mm		
ø mm					
9.5 - 22.5	8	1	80	1	20 1290
4.0 - 30.5	10	2	100	1	20 1293



1
2
3
4
5
6
7
8
9
10
11
12
13
14
15
16
17
18
19
20
21
22
23
24
25
26

Design	PU	CIMCO-item no.
--------	----	----------------



SHEET TAPER DRILL

for burr-free processing of thin materials up to 2 mm, manufactured from HSS

Drilling range

ø mm	Shaft ø mm	Size	Length mm		
3 - 14.0	6	0	60	1	20 1280
8 - 20.0	8	1	62	1	20 1282
16 - 30.0	10	2	72	1	20 1284



SHEET TAPER DRILL SET

in sheet steel cassette, with drilling paste

1 each of the following CIMCO article no. 20 1280, 20 1282, 20 1284	1	20 1300
---------------------------------------------------------------------	---	---------



MILLING DRILL

made of premium-quality HSS for excellent performance and high durability, ground milling teeth and deep-ground flutes for drilling, milling, cutting, rasping and filing wood, chipboard, plastics, aluminium, other non-ferrous metals, steel sheets, plasterboard.

ø mm	Length mm		
6.35 (1/4")	94	1	20 1298



90° COUNTERSINK BIT

manufactured from HSS, 3 blades, with axial and radial back taper, 1/4" shaft, according to DIN 3126

ø mm	for M	Length mm		
6.3	3	31	1	20 1982
8.3	4	31	1	20 1983
10.4	5	34	1	20 1984
12.4	6	35	1	20 1985
16.5	8	38	1	20 1986
20.5	10	42	1	20 1987



90° COUNTERSINK BIT SET

6 pieces, in sheet steel cassette

1 piece each of countersink bit 6.3 – 20.5 mm ø	1	20 1989
-------------------------------------------------	---	---------

TAP

COMBI THREAD TAPS

drilling – thread cutting – deburring in a single work stage, made of HSS, suitable for steel and non-ferrous metals, for material thicknesses up to 1 x diameter



M 3	1	20 7372
M 4	1	20 7373
M 5	1	20 7374
M 6	1	20 7375
M 8	1	20 7376
M 10	1	20 7377

Design	PU	CIMCO-item no.
--------	----	----------------

COMBI THREAD TAP SET

for core hole drilling, thread cutting and deburring in a single work stage, with 1/4" hexagonal shaft. This product is used in processing steel, non-ferrous metals, and plastics. Particularly useful for assembly work and small batches, supplied in a practical plastic box.

1 piece each of M 3 - 4 - 5 - 6 - 8 - 10	1	20 7360
------------------------------------------	---	---------



HAND THREAD TAP DIN 352/HSS

for metric ISO thread according to DIN 13 (6 H tolerance),
3 piece set: roughing tap – middle tap – finish tap

Thread	Angle mm	Shaft ø mm	Total length mm		
M 3	0.45	2.8	40	1	20 2116
M 4	0.70	4.5	45	1	20 2120
M 5	0.80	6.0	50	1	20 2123
M 6	1.00	6.0	50	1	20 2124
M 8	1.25	6.0	56	1	20 2126
M 10	1.50	7.0	70	1	20 2128
M 12	1.75	9.0	75	1	20 2130



HSS THREAD TAP BITS

in metal cartridge, with thread taps according to DIN 352 for metric standard threads,
3 piece sets with roughing tap, middle tap and finish tap, 1 set each in sizes M 3 – 4 – 5 – 6 – 8 – 10 – 12

	1	20 3920
--	---	---------

additionally with HSS twist drills (core hole drills)

2.5 - 3.3 - 4.2 - 5 - 6.8 - 8.5 - 10.2 mm ø	1	20 3924
---------------------------------------------	---	---------



DIRECT TAP HSS THREAD TAP

with exposed teeth, dimensions according to DIN 352, for metric ISO thread according to DIN 13

Thread	Angle mm	Shaft ø mm	Total length mm		
M 3	0.50	3.5	40	1	20 3050
M 4	0.70	4.5	45	1	20 3051
M 5	0.80	6.0	50	1	20 3052
M 6	1.00	6.0	50	1	20 3053
M 8	1.25	7.0	56	1	20 3054
M 10	1.50	7.0	70	1	20 3055
M 12	1.75	9.0	75	1	20 3060



DIRECT TAP HSS THREAD TAP

DIN 352/B cutting thread tap with spiral point, for metric standard thread, supplied in a plastic cartridge
1 unit each of thread tap size M 3 - 4 - 5 - 6 - 8 - 10 - 12
1 unit each of HSS twist drill (core hole drill) in sizes 2.5 - 3.3 - 4.2 - 5.0 - 6.8 - 8.5 - 10.2 mm
1 tap wrench, size 1 1/2 (for M 1 - M 12 thread tap)

	1	20 3070
--	---	---------



TOOL HOLDER

with ratchet for clockwise and anti-clockwise rotation, chrome plated

Clamping range mm	for thread taps DIN	ISO			
2.6 - 5.5	M 3 - 10	M 3 - 6	85	1	20 7170
4.6 - 8	M 5 - 12	M 6 - 12	110	1	20 7172



1
2
3
4
5
6
7
8
9
10
11
12
13
14
15
16
17
18
19
20
21
22
23
24
25
26

- 1
- 2
- 3
- 4
- 5
- 6
- 7
- 8
- 9
- 10
- 11
- 12
- 13
- 14
- 15
- 16
- 17
- 18
- 19
- 20
- 21
- 22
- 23
- 24
- 25
- 26

Design	PU	CIMCO-item no.
--------	----	----------------

ADJUSTABLE TAP WRENCHES DIN 1814

for thread taps according to DIN 352



Size	mm	For thread taps	Wwth.	Wwth.		
		metr.				
0	2.1 - 4.9	1 - 8	1/16 - 1/4	-	1	20 7150
1	2.1 - 5.5	1 - 10	1/16 - 3/8	-	1	20 7151
1 1/2	2.1 - 7	1 - 12	1/16 - 1/2	-	1	20 7152
2	3.8 - 7	4 - 12	3/16 - 1/2	3/8 - 1/4	1	20 7153
3	4.9 - 12	5 - 21	1/4 - 3/4	1/8 - 3/8	1	20 7154
4	5.5 - 16	9 - 27	3/8 - 1	1/8 - 3/4	1	20 7155

HSS THREAD CUTTING TOOL BIT

for metric standard threads



Supplied in metal cartridge, with thread taps according to DIN 352, 3 pieces in sizes M 3 - 4 - 5 - 6 - 8 - 10 - 12, threading die according to DIN 223 M 3 - 4 - 5 - 6 - 8 - 10 - 12, thread gauge, threading die holder mm 20 x 5 - 20 x 7 - 25 x 9 - 30 x 11 - 38 x 14 tap wrench size 1 - size 2

	1	20 3930
--	---	---------

ADJUSTABLE TAP WRENCHES

for thread taps



M	Inch	PG	Tap wrench type		
5 - 20	1/4" - 3/4"	7 - 21	A	1	14 1020
27 - 64	1/2" - 2 1/2"	11 - 48	B	1	14 1022

THREAD TAP

for metric screwed cable glands, also in plastic, not in VA stainless steel



	Total length	Thread length	Tap wrench type		
M 12 x 1.5	70	24	A	1	14 0850
M 16 x 1.5	74	26	A	1	14 0852
M 20 x 1.5	80	28	A + B	1	14 0854
M 25 x 1.5	93	33	B	1	14 0856
M 32 x 1.5	105	38	B	1	14 0858
M 40 x 1.5	105	38	B	1	14 0860
M 50 x 1.5	120	40	B	1	14 0862
M 63 x 1.5	120	40	B	1	14 0864

for pipe PG (steel conduit) according to DIN 40430 PG



PG 7	70	24	A	1	14 0970
PG 9	74	26	A	1	14 0972
PG 11	76	26	A + B	1	14 0974
PG 13,5	80	28	A + B	1	14 0976
PG 16	85	30	A + B	1	14 0978
PG 21	93	33	A + B	1	14 0980
PG 29	105	38	B	1	14 0982
PG 36	110	40	B	1	14 0984
PG 42	120	40	B	1	14 0986
PG 48	120	40	B	1	14 0988

SCREW DIES

to the clip housing, for metric screwed cable glands



	Blade quantity	L x W x H mm		
M 12 x 1.5	4	47 x 47 x 14	1	14 0889
M 16 x 1.5	4	47 x 47 x 14	1	14 0890
M 20 x 1.5	4	47 x 47 x 14	1	14 0891
M 25 x 1.5	6	47 x 47 x 14	1	14 0892
M 32 x 1.5	6	71 x 71 x 19	1	14 0893
M 40 x 1.5	6	71 x 71 x 19	1	14 0894
M 50 x 1.5	8	100 x 100 x 20	1	14 0895
M 63 x 1.5	8	100 x 100 x 20	1	14 0896

Design	PU	CIMCO-item no.
--------	----	----------------

GUIDES

to the clip housing, for metric screwed cable glands

M 12	1	14 0869
M 16	1	14 0870
M 20	1	14 0871
M 25	1	14 0872
M 32	1	14 0873
M 40	1	14 0874
M 50	1	14 0875
M 63	1	14 0876



COMPLETE CLIPS FOR STEEL CONDUIT THREAD

with screw dies and guidance

M 16 - 25	1	14 0886
M 32 - 40	1	14 0887
M 50 - 63	1	14 0888



CLIP HOUSING FOR STEEL CONDUIT THREAD

manufactured from malleable cast iron, with steel tube arms, without accessories

M 12 - 25 / PG 7 - 21	1	14 0900
M 32 - 40 / PG 29 - 36	1	14 0902



STEP THREAD TAP FOR METRIC SCREWED CABLE GLANDS

Step thread tap manufactured from the most suitable oil-hardened tool steel for the most common metric screwed cable glands. Suitable for working with plastic and metal as well as stainless steel, between 5 and 6 threads per step, drive using hexagonal shaft (e.g. using a ring spanner, open-end spanner, or nut driver). Approximately 85% of all screwed cable glands are covered with the M 12 – M 32 drill (CIMCO article no. 20 1240), with both of the other drills, in total approximately 90 % of all screwed cable glands are covered. Compared to many single thread taps, the step thread taps offer a cost saving of up to 25%.

For screwed cable glands	Length	Size Hex		
M 12 – 16 – 20 – 25 - 32	80	13	1	20 1240
M 12 – 16 – 20	55	10	1	20 1242
M 25 – 32 – 40	55	13	1	20 1244



STEP DRILL AND THREAD TAP SET FOR SCREWED CABLE GLANDS

compact set for drilling core holes and through-holes, as well as for the thread cutting of metric screwed cable glands according to DIN EN 60 423, supplied in a handy plastic carrying case. Set consisting of 1 HSS step drill for burr-free drilling and reaming, double-edged, with solid centring point and 13 laser-marked drilling steps for through-holes and core holes for screwed glands measuring between M 12 and M 32, 12 mm ø holder shaft with 3 driver carriers to protect against the drill bit from slipping in the chuck, 5 HSS cutting thread taps (direct taps) sorted for ISO fine thread M 12 x 1.5 – M 16 x 1.5 – M 20 x 1.5 – M 25 x 1.5 – M 32 x 1.5, 45 mm long design, with hexagonal drive shaft (10 or 13 mm) for single-handed work even on areas difficult to access, actuation using a nut driver (groove and ratchet), but also using fork spanners and ring spanners.

6 piece	1	20 1250
---------	---	---------



NOZZLE REAMER BIT

12 nozzle reamers (tapered) and holders, supplied in plastic box

0.60; 0.65; 0.70; 0.75; 0.80; 0.90; 1.0; 1.10; 1.30; 1.50; 1.70; 1.90 mm ø	1	20 4815
----------------------------------------------------------------------------	---	---------



- 1
- 2
- 3
- 4
- 5
- 6
- 7
- 8
- 9
- 10
- 11
- 12
- 13
- 14
- 15
- 16
- 17
- 18
- 19
- 20
- 21
- 22
- 23
- 24
- 25
- 26

Design	Size mm	PU	CIMCO-item no.
--------	---------	----	----------------

- 1
- 2
- 3
- 4
- 5
- 6
- 7
- 8
- 9
- 10
- 11
- 12
- 13
- 14
- 15
- 16
- 17
- 18
- 19
- 20
- 21
- 22
- 23
- 24
- 25
- 26

FILES

WORKSHOP FILES

according to DIN 7261, without grip

Shape A, flat hand

Cut 3		200	1	20 6523
-------	-----------------------------------------------------------------------------------	-----	---	---------

Shape E, semi-circular

Cut 3		200	1	20 6613
-------	-----------------------------------------------------------------------------------	-----	---	---------

Shape F, round

Cut 3		200	1	20 6643
-------	-----------------------------------------------------------------------------------	-----	---	---------



RASPS

without grip

Cut 2	250	1	20 6711
-------	-----	---	---------



FILE GRIPS

according to DIN ISO 395, manufactured from beech wood


for files mm

bis 100	80	1	20 6850
bis 175	100	1	20 6852
bis 300	120	1	20 6854
bis 350	140	1	20 6856
ab 350	160	1	20 6857



WORKSHOP FILE SET, 5 PIECES


with cross cut, cut 2 (medium-fine), length 200 mm, with wooden haft, suitable for metal as well as wood and plastic

one of each		1	20 6806
-------------	-------------------------------------------------------------------------------------	---	---------



KEY FILE SET, 6 FILES

with wooden haft, according to DIN 7283, shape A to F, length 100 mm

in plastic case		1	20 6750
-----------------	-------------------------------------------------------------------------------------	---	---------



Design	Size mm	PU	CIMCO-item no.
--------	---------	----	----------------

CONTACT BRUSH

contact brush or spark plug brush with 0.15 mm ø curved brass edging and stable beech wood handles.

Double-row	100	1	14 1320
------------	-----	---	---------



FILE BRUSH

for the cleaning of wood and metal files. With stable beech wood carrier and steel edging.

Working surface 115 mm x 40 mm	250	1	14 1325
--------------------------------	-----	---	---------



- 1
- 2
- 3
- 4
- 5
- 6
- 7
- 8
- 9
- 10
- 11
- 12
- 13
- 14
- 15
- 16
- 17
- 18
- 19
- 20
- 21
- 22
- 23
- 24
- 25
- 26

SCREW PUNCHERS & PLATE PUNCHERS

DIAMANT screw puncher set – VA
CIMCO-item no. 13 3018







- 1
- 2
- 3
- 4
- 5
- 6
- 7
- 8
- 9
- 10
- 11
- 12
- 13
- 14
- 15
- 16
- 17
- 18
- 19
- 20
- 21
- 22
- 23
- 24
- 25
- 26

DIAMANT SCREW PUNCHER

innovative splitting punch with three cutting tips: punched waste is split into three parts. Suitable for: steel sheets (ST 37), plastic and aluminium.






Operation: manual and hydraulic.

Hole diameter (mm)	Material thickness (mm)	Nominal size metric (mm)	Nominal size PG	Size inch	Screw size (mm)	Pre-drill diameter (mm)						
							Punch + die, pull screw with ball bearing	Stamp	Die	Tension bolt (hydraulic)	Tension bolt with ball bearing	
12.5	1.5	12	7	1/2"	6.0x 40.0	6.5	13 2500	13 2542	13 2544	135012	135010	
15.2	2.0		9		9.5x 50.0	10.0	13 2518	13 2552	13 2566	13 5002	13 5000	
16.2	2.0	16			9.5x 50.0	10.0	13 2502	13 2552	13 2568			
18.6	2.0		11		9.5x 50.0	10.0	13 2520	13 2554	13 2570			
20.4	2.0	20	13		9.5x 50.0	10.0	13 2504	13 2556	13 2572			
22.5	2.0		16	7/8"	9.5x 50.0	10.0	13 2524	13 2558	13 2574			
25.4	2.0	25		1"	9.5x 50.0	10.0	13 2506	13 2560	13 2576			
28.3	2.0		21		9.5x 50.0	10.0	13 2526	13 2562	13 2578			
30.5	2.0			1-7/32"	9.5x 50.0	10.0	13 2536	13 2564	13 2580			
32.5	3.0	32			19.0x 55.0	20.4*	13 2508	13 2586	13 2590			13 5004
37.0	3.0		29		19.0x 55.0	20.4*	13 2528	13 2588	13 2592			
40.5	3.0	40			19.0x 75.0	20.4*	13 2510	13 2598	13 2610			
47.0	3.0		36		19.0x 75.0	20.4*	13 2530	13 2600	13 2612	13 5006	13 5008	
50.5	3.0	50			19.0x 75.0	20.4*	13 2512	13 2602	13 2614			
54.0	3.0		42	2-1/8"	19.0x 75.0	20.4*	13 2532	13 2604	13 2616			
60.0	3.0		48		19.0x 75.0	20.4*	13 2534	13 2606	13 2618			
63.5	3.0	63		2-1/2"	19.0x 75.0	20.4*	13 2514	13 2608	13 2620			

*1. Pre-drill: ø 10.0 mm 2. Pre-punch: ø 20.4 mm

DIAMANT SCREW PUNCHER – VA

Innovative splitting punch with three cutting tips: punched waste is split into three parts. Suitable for: stainless steel (VA), steel sheets (ST 37), plastic and aluminium. Operation: manual and hydraulic (we recommend the use of a hydraulic unit).

Hole diameter (mm)	Material thickness (mm)	Nominal size metric (mm)	Nominal size PG	Size inch	Screw size (mm)	Pre-drill diameter (mm)					
							Punch + die, pull screw with ball bearing	Stamp	Die	Tension bolt (hydraulic)	Tension bolt with ball bearing
15.2	2.5		9		11.1 x 60.0	11.5	13 2714	13 2734	13 2746	13 5016	13 5014
16.2	2.5	16			11.1 x 60.0	11.5	13 2700	13 2736	13 2748		
18.6	2.5		11		11.1 x 60.0	11.5	13 2716	13 2738	13 2750		
20.4	2.5	20	13		11.1 x 60.0	11.5	13 2702	13 2740	13 2752		
22.5	2.5		16	7/8"	11.1 x 60.0	11.5	13 2720	13 2742	13 2754		
25.4	2.5	25		1"	11.1 x 60.0	11.5	13 2704	13 2744	13 2756		
28.3	3.5		21		19.0 x 55.0	20.4*	13 2722	13 2758	13 2766		
30.5	3.5			1-7/32"	19.0 x 55.0	20.4*	13 2732	13 2760	13 2768		
32.5	3.5	32			19.0 x 55.0	20.4*	13 2706	13 2762	13 2770		
37.0	3.5		29		19.0 x 55.0	20.4*	13 2724	13 2764	13 2772		
40.5	3.5	40			19.0 x 75.0	20.4*	13 2708	13 2774	13 2786	13 5006	13 5008
47.0	3.5		36		19.0 x 75.0	20.4*	13 2726	13 2776	13 2788		
50.5	3.5	50			19.0 x 75.0	20.4*	13 2710	13 2778	13 2790		
54.0	3.5		42	2-1/8"	19.0 x 75.0	20.4*	13 2728	13 2780	13 2792		
60.0	3.5		48		19.0 x 75.0	20.4*	13 2730	13 2782	13 2794		
63.5	3.5	63		2-1/2"	19.0 x 75.0	20.4*	13 2712	13 2784	13 2796		

*1. Pre-drill: ø 11.5 mm 2. Pre-punch: ø 20.4 mm

ROUND SCREW PUNCHER BASIC

Suitable for: steel sheets (ST 37), plastic, and aluminium. Operation: manual and hydraulic, punched waste is punched out in a single piece

Design: includes punch, die, and tension bolt with ball bearing (encapsulated)

Hole diameter (mm)	Material thickness (mm)	Nominal size metric (mm)	Nominal size PG	Size inch	Screw size (mm)	Pre-drill diameter (mm)					
							Punch + die, pull screw with ball bearing	Stamp	Die	Tension bolt (hydraulic)	Tension bolt with ball bearing
15.2	2.0		9		9.5 x 50.0	10.0	13 2318	13 2354	13 2374	13 5002	13 5000
16.2	2.0	16			9.5 x 50.0	10.0	13 2300	13 2356	13 2376		
18.6	2.0		11		9.5 x 50.0	10.0	13 2320	13 2358	13 2378		
20.4	2.0	20	13		9.5 x 50.0	10.0	13 2302	13 2360	13 2380		
22.5	2.0		16	7/8"	9.5 x 50.0	10.0	13 2324	13 2362	13 2382		
25.4	2.0	25		1"	9.5 x 50.0	10.0	13 2304	13 2364	13 2384		
28.3	2.0		21		9.5 x 50.0	10.0	13 2326	13 2366	13 2386		
30.5	2.0			1-7/32"	9.5 x 50.0	10.0	13 2336	13 2368	13 2388		
32.5	2.0	32			9.5 x 50.0	20.4*	13 2306	13 2370	13 2390		
37.0	3.0		29		19.0 x 55.0	20.4*	13 2328	13 2396	13 2400		
40.5	3.0	40			19.0 x 55.0	20.4*	13 2308	13 2398	13 2402		
47.0	3.0		36		19.0 x 75.0	20.4*	13 2330	13 2408	13 2430		
50.5	3.0	50			19.0 x 75.0	20.4*	13 2310	13 2410	13 2432		
54.0	3.0		42	2-1/8"	19.0 x 75.0	20.4*	13 2332	13 2412	13 2434		
60.0	3.0		48		19.0 x 75.0	20.4*	13 2334	13 2414	13 2436		
63.5	3.0	63		2-1/2"	19.0 x 75.0	20.4*	13 2312	13 2416	13 2438		
68.0	3.0				19.0 x 75.0	20.4*	13 2338	13 2418	13 2440		
70.0	3.0			2-3/4"	19.0 x 75.0	20.4*	13 2340	13 2420	13 2442		
76.2	3.0			3"	19.0 x 75.0	20.4*	13 2342	13 2424	13 2446		
80.0	3.0			3-1/8"	19.0 x 75.0	20.4*	13 2344	13 2426	13 2448		
82.0	3.0				19.0 x 75.0	20.4*	13 2346	13 2428	13 2450		
										13 5006	13 5008

*1. Pre-drill: ø 10.0 mm 2. Pre-punch: ø 20.4 mm

- 1
- 2
- 3
- 4
- 5
- 6
- 7
- 8
- 9
- 10
- 11
- 12
- 13
- 14
- 15
- 16
- 17
- 18
- 19
- 20
- 21
- 22
- 23
- 24
- 25
- 26

	Design	Size mm	PU	CIMCO-item-no.
--	--------	---------	----	----------------

- 1
- 2
- 3
- 4
- 5
- 6
- 7
- 8
- 9
- 10
- 11
- 12
- 13
- 14
- 15
- 16
- 17
- 18
- 19
- 20
- 21
- 22
- 23
- 24
- 25
- 26

DIAMANT SCREW PUNCHER SETS

As an option with five or seven different sizes.

Suitable for: steel sheets (ST 37), plastic and aluminium. Operation: manual and hydraulic

Design: consists of splitting punches and dies. Storage: in practical, strong plastic case



Design	Nominal size metric mm	max. material thickness mm		
	16	2.0		
	20	2.0		
	25	2.0		
	32	2.0		
	40	3.0		
5 piece			1	13 3000



	16	2,0		
	20	2,0		
	25	2,0		
	32	2,0		
	40	3,0		
	50	3,0		
	63	3,0		
7-teilig			1	13 3002

Additional equipment: tension bolt with ball bearing (encapsulated), pre-drill and assembly paste



Design	Nominal size metric mm	max. material thickness mm		
	12	1.5		
	16	2.0		
	20	2.0		
	25	2.0		
	32	2.0		
	40	3.0		
11 piece			1	13 3008



	16	2,0		
	20	2,0		
	25	2,0		
	32	2,0		
	40	3,0		
	50	3,0		
	63	3,0		
13 piece			1	13 3010

Design	Size mm	PU	CIMCO-item no.
--------	---------	----	----------------

DIAMANT SCREW PUNCHER SETS

12-piece screw puncher sets including hand-held punch and accessories. As an option, with straight hand-held punch or 90° angled hand-held punch.

Suitable for: steel sheets (ST 37), plastic and aluminium. Operation: hydraulic
 Design: consists of five splitting punches and dies; hydraulic bolts (2 pieces), pre-drill and spacer sleeve set (3-piece). Storage: in practical, strong plastic case

Contains straight hydraulic hand-held punch

Design	Nominal size	max. material thickness	1	13 3012
	metric mm	mm		
	16	2.0		
	20	2.0		
	25	2.0		
	32	2.0		
	40	3.0		
12-piece				



Contains 90° angled hand-held punch, can be rotated 360°

Design	Nominal size	max. material thickness	1	13 3014
	metric mm	mm		
	16	2.0		
	20	2.0		
	25	2.0		
	32	2.0		
	40	3.0		
12-piece				



12-PIECE SCREW PUNCHER SET ACCESSORIES

Individual parts				
Hydraulic bolt, complete	19.0 / 9.5	1		13 5002
Hydraulic bolt	19.0 x 120.0	1		13 5006
Spacer sleeve set (3-piece)		1		13 5072
Pre-drill	10.0	1		13 4026



DIAMANT SCREW PUNCHER SETS – VA

Screw puncher sets consisting of splitting punches and dies: options for five or seven different sizes.
 Suitable for: stainless steel (VA), steel sheets (ST 37), plastic and aluminium. Operation: manual and hydraulic (we recommend the use of a hydraulic unit)

Design: consists of splitting punches and dies. Storage: in practical, strong plastic case

Design	Nominal size	max. material thickness	1	13 3004
	metric mm	mm		
	16	2.5		
	20	2.5		
	25	2.5		
	32	3.5		
	40	3.5		
5-piece				



	16	2,5		
	20	2,5		
	25	2,5		
	32	3,5		
	40	3,5		
	50	3,5		
	63	3,5		
7 piece				



- 1
- 2
- 3
- 4
- 5
- 6
- 7
- 8
- 9
- 10
- 11
- 12
- 13
- 14
- 15
- 16
- 17
- 18
- 19
- 20
- 21
- 22
- 23
- 24
- 25
- 26

Design	Size mm	PU	CIMCO-item no.
--------	---------	----	----------------

- 1
- 2
- 3
- 4
- 5
- 6
- 7
- 8
- 9
- 10
- 11
- 12
- 13
- 14
- 15
- 16
- 17
- 18
- 19
- 20
- 21
- 22
- 23
- 24
- 25
- 26

DIAMANT SCREW PUNCHER SETS – VA

12-piece screw puncher sets including hand-held punch and accessories. As an option, with straight hand-held punch or 90° angled hand-held punch.

Suitable for: stainless steel (VA), steel sheets (ST 37), plastic and aluminium. Operation: hydraulic
 Design: consists of five splitting punches and dies; hydraulic bolts (2 pieces), pre-drill and spacer sleeve set (3-piece). Storage: in practical, strong plastic case



Contains straight hydraulic hand-held punch

Design	Nominal size	max. material thickness		
	metric mm	mm		
	16	2.5		
	20	2.5		
	25	2.5		
	32	3.5		
	40	3.5		
12-piece			1	13 3016

Contains hydraulic 90° angled hand-held punch, can be rotated 360°



Design	Nominal size	max. material thickness		
	metric mm	mm		
	16	2.5		
	20	2.5		
	25	2.5		
	32	3.5		
	40	3.5		
12-piece			1	13 3018

12-PIECE SCREW PUNCHER SET ACCESSORIES



Individual parts				
Hydraulic bolt, complete	19.0 / 11.1		1	13 5016
Hydraulic bolt	19.0 x 120.0		1	13 5006
Spacer sleeve set (3-piece)			1	13 5072
Pre-drill	11.5		1	13 4030

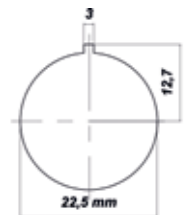
ROUND AND GROOVE SCREW PUNCHER

Patented die: with lateral scrap part ejector. Hole punching design with 3 mm stud; for anti-rotation locking of pushbuttons and switches.

Suitable for: steel sheet (ST 37), plastic and aluminium.

Operation: manual and hydraulic

Design: with punch, die, tension bolt with ball bearing (encapsulated), counter nut and adapter for hydraulic operation. Storage: in a practical, strong plastic case



Nominal size \varnothing	Pre-drill \varnothing	max. material thickness		
	mm	mm		
22.5 mm with 3 mm stud	14.0	2.0	1	13 2800

ROUND AND GROOVE SCREW PUNCHER ACCESSORIES



Individual parts				
Tension bolt with ball bearing			1	13 5018
Counter nut			1	13 5020
Screw-down nut			1	13 5022
Adapter for hydraulics			1	13 5024
Punch	22.5 - 3.2 - 25.4		1	13 2802
Die	22.5 - 3.2 - 25.4		1	13 2804

Design	Size mm	PU	CIMCO-item no.
--------	---------	----	----------------

ROUND AND GROOVE SCREW PUNCHER – VA

With lateral ejector for the scrap part, supplied in a plastic case,

Suitable for hydraulic operation, stainless steel sheets (VA) and steel sheets (ST 37).
Hole punch design with stud. For anti-rotation locking of pushbuttons and switches.

Nominal size \varnothing	Pre-drill \varnothing mm	max. material thickness mm		
22.5 mm with 3 mm stud	14.0	2.0	1	13 2801



ROUND AND GROOVE SCREW PUNCHER VA ACCESSORIES

Tension bolt with ball bearing			1	13 5018
Counter nut			1	13 5020
Screw-down nut			1	13 5022
Adapter for hydraulics			1	13 5024
Punch	22.5 - 3.2 - 25.4		1	13 2803
Die	22.5 - 3.2 - 25.4		1	13 2804

RECTANGULAR SCREW PUNCHER

Patented die: with lateral scrap part ejector.

Suitable for: steel sheets (ST 37), plastic and aluminium. Operation: manual and hydraulic
Design: with punch, die, tension bolt with ball bearing (encapsulated), counter nut and adapter for hydraulic operation. Storage: in a practical, strong plastic case

Nominal size	Pre-drill \varnothing mm	max. material thickness mm		
17.0 x 19.0	14.0	2.0	1	13 2806
21.8 x 25.8	17.0	2.0	1	13 2808
22.0 x 30.0	17.0	2.0	1	13 2810
22.0 x 42.0	17.0	2.0	1	13 2811
25.0 x 50.0	17.0	2.0	1	13 2812



RECTANGULAR SCREW PUNCHER ACCESSORIES

Individual parts				
Tension bolt with ball bearing			1	13 5028
Counter nut			1	13 5020
Screw-down nut			1	13 5022
Adapter for hydraulics			1	13 5024
Punch	17.0 x 19.0		1	13 2818
Die	17.0 x 19.0		1	13 2828



RECTANGULAR SCREW PUNCHER ACCESSORIES

Individual parts				
Tension bolt with ball bearing			1	13 5021
Counter nut			1	13 5020
Screw-down nut			1	13 5030
Adapter for hydraulics			1	13 5032
Punch	21.8 x 25.8		1	13 2820
Punch	22.0 x 30.0		1	13 2822
Punch	22.0 x 42.0		1	13 2824
Die	21.8 x 25.8		1	13 2830
Die	22.0 x 30.0		1	13 2832
Die	22.0 x 42.0		1	13 2834
Counter nut			1	13 5046
Punch	25.0 x 50.0		1	13 2826
Die	25.0 x 50.0		1	13 2836



1
2
3
4
5
6
7
8
9
10
11
12
13
14
15
16
17
18
19
20
21
22
23
24
25
26

Design	Size mm	PU	CIMCO-item no.
--------	---------	----	----------------

RECTANGULAR SCREW PUNCHER

Patented die: with lateral scrap part ejector.

Suitable for: steel sheets (ST 37), plastic and aluminium. Operation: hydraulic

Design: with punch, die, hydraulic bolt and counter nut

Storage: in a practical, strong plastic case



Nominal size	Pre-drill ø mm	max. material thickness mm		
45.0 x 92.0	24.0	2.0	1	13 2813
46.0 x 92.0	24.0	2.0	1	13 2814
68.0 x 138.0	30.0*	3.0	1	13 2816

*Only in combination with CIMCO-item no. 13 4022 or adapter 13 5088

RECTANGULAR SCREW PUNCHER ACCESSORIES

Individual parts

Hydraulic bolt		1	13 5034
Counter nut		1	13 5036
Punch	45.0 x 92.0	1	13 2837
Punch	46.0 x 92.0	1	13 2838
Die	45.0 x 92.0	1	13 2841
Die	46.0 x 92.0	1	13 2842
Hydraulic bolt		1	13 5038
Counter nut		1	13 5040
Punch	68.0 x 138.0	1	13 2840
Die	68.0 x 138.0	1	13 2844



SQUARE SCREW PUNCHER

Patented die: with lateral scrap part ejector.

Suitable for: steel sheets (ST 37), plastic and aluminium. Operation: manual and hydraulic

Design: with punch, die, tension bolt with ball bearing (encapsulated), counter nut and adapter for hydraulic operation. Storage: in a practical, strong plastic case



Nominal size	Pre-drill ø mm	max. material thickness mm		
12.7 x 12.7	10.0	1.75	1	13 2846
15.8 x 15.8	10.0	1.75	1	13 2848
19.0 x 19.0	14.0	2.00	1	13 2850
22.2 x 22.2	14.0	2.00	1	13 2852
24.0 x 24.0	14.0	2.00	1	13 2854
25.4 x 25.4	17.0	2.00	1	13 2856

SQUARE SCREW PUNCHER ACCESSORIES

Individual parts

Tension bolt with ball bearing		1	13 5042
Counter nut		1	13 5044
Screw-down nut		1	13 5022
Adapter for hydraulics		1	13 5024
Punch	12.7 x 12.7	1	13 2872
Punch	15.8 x 15.8	1	13 2874
Die	12.7 x 12.7	1	13 2884
Die	15.8 x 15.8	1	13 2886
Tension bolt with ball bearing		1	13 5028
Counter nut		1	13 5020
Screw-down nut		1	13 5022
Adapter for hydraulics		1	13 5024
Punch	19.0 x 19.0	1	13 2876
Punch	22.2 x 22.2	1	13 2878
Punch	24.0 x 24.0	1	13 2880
Die	19.0 x 19.0	1	13 2888
Die	22.2 x 22.2	1	13 2890
Die	24.0 x 24.0	1	13 2892



Design	Size mm	PU	CIMCO-item no.
--------	---------	----	----------------

SQUARE SCREW PUNCHER ACCESSORIES

Tension bolt with ball bearing		1	13 5021
Counter nut		1	13 5020
Screw-down nut		1	13 5030
Adapter for hydraulics		1	13 5032
Punch	25.4 x 25.4	1	13 2882
Die	25.4 x 25.4	1	13 2894



SQUARE SCREW PUNCHER

Patented die: with lateral scrap part ejector.

Suitable for: steel sheets (ST 37), plastic and aluminium. Operation: hydraulic. Design: with punch, die, hydraulic bolt and counter nut. Storage: in a practical, strong plastic case

Nominal size	Pre-drill ø mm	max. material thickness mm		
45.5 x 45.5	20.0	3.0	1	13 2858
46.0 x 46.0	20.0	3.0	1	13 2860
50.8 x 50.8	24.0	3.0	1	13 2862
68.0 x 68.0	24.0	3.0	1	13 2864
92.0 x 92.0	30.0*	3.0	1	13 2866
125.0 x 125.0	30.0*	3.0	1	13 2868
138.0 x 138.0	30.0*	3.0	1	13 2870

*Only in combination with CIMCO article no. 13 4022 or adapter 13 5088



SQUARE SCREW PUNCHER ACCESSORIES

Individual parts				
Hydraulic bolt		1		13 5048
Counter nut		1		13 5050
Punch	45.5 x 45.5	1		13 2896
Punch	46.0 x 46.0	1		13 2898
Die	45.5 x 45.5	1		13 2910
Die	46.0 x 46.0	1		13 2912
Hydraulic bolt		1		13 5034
Counter nut		1		13 5050
Punch	50.8 x 50.8	1		13 2900
Die	50.8 x 50.8	1		13 2914
Hydraulic bolt		1		13 5034
Counter nut		1		13 5036
Punch	68.0 x 68.0	1		13 2902
Die	68.0 x 68.0	1		13 2916
Hydraulic bolt		1		13 5038
Counter nut		1		13 5036
Punch	92.0 x 92.0	1		13 2904
Die	92.0 x 92.0	1		13 2918
Hydraulic bolt		1		13 5038
Counter nut		1		13 5054
Punch	125.0 x 125.0	1		13 2906
Punch	138.0 x 138.0	1		13 2908
Die	125.0 x 125.0	1		13 2920
Die	138.0 x 138.0	1		13 2922



- 1
- 2
- 3
- 4
- 5
- 6
- 7
- 8
- 9
- 10
- 11
- 12
- 13
- 14
- 15
- 16
- 17
- 18
- 19
- 20
- 21
- 22
- 23
- 24
- 25
- 26

Design	Size mm	PU	CIMCO-item no.
--------	---------	----	----------------

SQUARE SCREW PUNCHER - VA

Patented die: with lateral scrap part ejector.

Suitable for: stainless steel (VA steel) and steel sheets (ST 37). Operation: hydraulic. Design: with punch, die, hydraulic bolt and counter nut. Storage: in a practical, strong plastic case



Nominal size	Pre-drill ø mm	max. material thickness mm		
46.0 x 46.0	20.0	2.0	1	13 2861
68.0 x 68.0	24.0	2.0	1	13 2865
92.0 x 92.0	30.0*	2.0	1	13 2867

*Nur in Verbindung mit CIMCO-Artikelnr. 13 4022 oder Adapter 13 5088

SQUARE SCREW PUNCHER VA ACCESSORIES

Individual parts

Hydraulic bolt		1	13 5048
Counter nut		1	13 5050
Punch	46.0 x 46.0	1	13 2899
Die	46.0 x 46.0	1	13 2912
Hydraulic bolt		1	13 5034
Counter nut		1	13 5036
Punch	68.0 x 68.0	1	13 2903
Die	68.0 x 68.0	1	13 2916
Hydraulic bolt		1	13 5038
Counter nut		1	13 5036
Punch	92.0 x 92.0	1	13 2905
Die	92.0 x 92.0	1	13 2918



SCREW PUNCHER SUB-MIN-D

Patented die: with lateral scrap part ejector. Suitable for: steel sheets (ST 37) and stainless steel (VA steel).

Operation: manual and hydraulic. Design: for multiple plug-in connectors, with punch, die, tension bolt, counter nut, screw-down nut with ball bearing (encapsulated) and adapter for hydraulic operation

Storage: in a practical, strong plastic case



Number of pins	Nominal size mm	Pre-drill ø mm	max. matl thickness mm ST 37 / VA		
9	19.8 x 11.3	10.0	2.00 / 1.50	1	13 2924
15	28.2 x 11.3	10.0	2.00 / 1.50	1	13 2926
25	41.9 x 11.3	10.0	1.75 / 1.25	1	13 2928
37	58.4 x 11.3	10.0	1.75 / 1.25	1	13 2930
50	55.7 x 13.9	10.0	1.65 / 1.00	1	13 2932

SUB-MIN-D SCREW PUNCH ACCESSORIES

Individual parts

Tension bolt		1	13 5056
Counter nut		1	13 5058
Screw-down nut		1	13 5022
Adapter/hydraulics		1	13 5024
Punch	20.0 x 11.9	1	13 2934
Die	20.0 x 11.9	1	13 2944
Tension bolt		1	13 5056
Counter nut		1	13 5060
Screw-down nut		1	13 5022
Adapter/hydraulics		1	13 5024
Punch	28.6 x 11.9	1	13 2936
Die	28.6 x 11.9	1	13 2946



Design	Size mm	PU	CIMCO-item no.
--------	---------	----	----------------

SUB-MIN-D SCREW PUNCH ACCESSORIES

Individual parts

Tension bolt		1	13 5056
Counter nut		1	13 5062
Screw-down nut		1	13 5022
Adapter/hydraulics		1	13 5024
Punch	42.0 x 11.9	1	13 2938
Die	42.0 x 11.9	1	13 2948

Tension bolt		1	13 5056
Counter nut		1	13 5064
Screw-down nut		1	13 5022
Adapter/hydraulics		1	13 5024
Punch	58.3 x 11.9	1	13 2940
Die	58.3 x 11.9	1	13 2950

Tension bolt		1	13 5056
Counter nut		1	13 5066
Screw-down nut		1	13 5022
Adapter/hydraulics		1	13 5024
Punch	55.9 x 14.7	1	13 2942
Die	55.9 x 14.7	1	13 2952



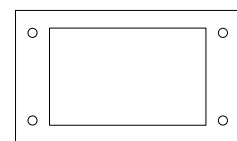
SPECIAL SCREW PUNCHER FOR HEAVY-DUTY PLUG-IN CONNECTORS

Patented die: with lateral scrap part ejector. Drilling position is marked out by the die using centre punches: centre punches can be exchanged or wound back using 2.5 mm hex keys.

There is therefore no need to mark out the centre marking. Suitable for: steel sheets (ST 37), plastic and aluminium. Operation: hydraulic. Design: with punch, die, hydraulic bolt and counter nut.

Storage: in practical, strong plastic case

	Number of pins	Nominal size	Pre-drill \varnothing	max. matl thickness mm		
		mm	mm	ST 37 / VA		
6		52.0 x 36.0	24.0	2.0	1	13 2954
10		65.0 x 36.0	24.0	2.0	1	13 2956
16		86.0 x 36.0	24.0	2.0	1	13 2958
24		112.0 x 36.0	24.0	2.0	1	13 2960



SPECIAL SCREW PUNCHER ACCESSORIES

Individual parts

Hydraulic bolt		1	13 5034
Counter nut		1	13 5050
Punch	52.0 x 36.0	1	13 2962
Die	52.0 x 36.0	1	13 2970

Hydraulic bolt		1	13 5034
Counter nut		1	13 5050
Punch	65.0 x 36.0	1	13 2964
Die	65.0 x 36.0	1	13 2972

Hydraulic bolt		1	13 5034
Counter nut		1	13 5050
Punch	86.0 x 36.0	1	13 2966
Die	86.0 x 36.0	1	13 2974

Hydraulic bolt		1	13 5034
Counter nut		1	13 5070
Punch	112.0 x 36.0	1	13 2968
Die	112.0 x 36.0	1	13 2976



Design	Size mm	PU	CIMCO-item no.
--------	---------	----	----------------

1

2

3

4

5

6

7

8

9

10

11

12

13

14

15

16

17

18

19

20

21

22

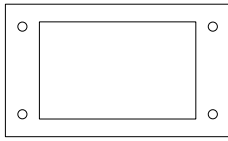
23

24

25

26

SPECIAL SCREW PUNCHER VA FOR HEAVY-DUTY PLUG-IN CONNECTORS



Patented die: with lateral scrap part ejector. Drilling position is marked out by the die using centre punches: centre punches can be exchanged or wound back using 2.5 mm hex keys. There is therefore no need to mark out the centre marking. Suitable for: stainless steel (VA steel) and steel sheets (ST 37). Operation: hydraulic.

Design: with punch, die, hydraulic bolt and counter nut.

Storage: in a practical, strong plastic case



Number of pins	Nominal size mm	Pre-drill ø mm	max. material thickness mm	ST 37 / VA		
6	52.0 x 36.0	24.0	2.0		1	13 2980
10	65.0 x 36.0	24.0	2.0		1	13 2982
16	86.0 x 36.0	24.0	2.0		1	13 2984
24	112.0 x 36.0	24.0	2.0		1	13 2986

SPECIAL SCREW PUNCHER VA ACCESSORIES

Hydraulic bolt			1	13 5034
Counter nut			1	13 5050
Punch	52.0 x 36.0		1	13 2990
Die	52.0 x 36.0		1	13 2970

Hydraulic bolt			1	13 5034
Counter nut			1	13 5070
Punch	65.0 x 36.0		1	13 2992
Die	65.0 x 36.0		1	13 2972



Hydraulic bolt			1	13 5034
Counter nut			1	13 5050
Punch	86.0 x 36.0		1	13 2994
Die	86.0 x 36.0		1	13 2974

Hydraulic bolt			1	13 5034
Counter nut			1	13 5070
Punch	112.0 x 36.0		1	13 2996
Die	112.0 x 36.0		1	13 2976

HYDRAULIC HAND-HELD PUNCHES

Practical hand-held punch for round, rectangular and square punching in control cabinets and plant construction.

Pressure relief valve provides safety function: pressure switched off automatically at 650 bar.

Made of high tensile strength aluminium (saving approx. 40% in weight), ergonomic handle – springs back by itself, one-handed operation means easier positioning of the die in the crosshairs. Punching force: 75 kN

operating pressure max: 650 bar.



Hydraulic hand-held punch – straight design (1.6 kg)	1	13 4016
------------------------------------------------------	---	---------



Hydraulic hand-held punch – angled 90°, can be rotated 360° (1.9 kg)	1	13 4018
----------------------------------------------------------------------	---	---------

Design	PU	CIMCO-item no.
--------	----	----------------

HYDRAULIC PUNCH WITH HAND PUMP

Ideal in restricted spaces, for round, rectangular and square punching in control cabinets and plant construction.

Punching force: 75 kN with pressure relief valve

Operating pressure max: 650 bar

Weight: 2.0 kg

Supplied in strong plastic case: hydraulic punch with hand pump, hydraulic cylinder, hydraulic 600 mm hose, 2 hydraulic bolts, spacer sleeve set (3-piece), HSS pre-drill 11.0 mm



Hydraulic punch with hand pump	1	13 4020
--------------------------------	---	---------

HYDRAULIC PUNCH WITH FOOT PUMP

Ideal in restricted spaces, for round, rectangular and square punching in control cabinets and plant construction.

Keep both hands free for exact positioning and punching: splayed support stand ensures tip-proof operation

Punching force: 75 kN with pressure relief valve

Operating pressure max: 700 bar³

Tank volume: 270 cm

Usable oil volume: 210 cm

Flow rate: 1.7 cm per piston stroke

Supplied in a strong plastic case: foot pump, hydraulic cylinder with quick-fitting coupling, hydraulic hose 2.8 m, 2 hydraulic bolts, spacer sleeve set (5 pieces), pre-drill 11.0 mm



Hydraulic punch with foot pump	1	13 4022
--------------------------------	---	---------

HYDRAULIC CYLINDER

For all electric, foot and hand-operated pumps with quick-fitting coupling and a maximum output pressure of 700 bar. Compact construction, for punching round, rectangular and square holes as well as special shapes in stainless steel and steel sheets ST 37 (control cabinets and plant construction).

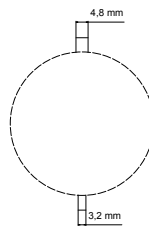
Hydraulic cylinder with quick-fitting coupling (up to 115 kN), high tensile strength aluminium body, suitable for tension bolts with UNF-thread, ø 19.0 mm, drip-free coupling and uncoupling, easy operation, with dust protector cap, supplied in a plastic case.



	1	13 4023
--	---	---------

KEYWAY PLIERS

quickly and easily punches keyways in 2.0 mm steel sheets (ST 37), dispenses with time-consuming filing of grooves for anti-rotational locking, keyways possible in 3.2 mm and 4.8 mm size, interchangeable keyway punch, long operating life as punch and die are made of hardened tool steel, easy punching thanks to strong leverage transfer, weight 1.3 kg



Keyway pliers	1	13 4000
Replacement punches in 3.2 mm and 4.8 mm	1	13 4002

- 1
- 2
- 3
- 4
- 5
- 6
- 7
- 8
- 9
- 10
- 11
- 12
- 13
- 14
- 15
- 16
- 17
- 18
- 19
- 20
- 21
- 22
- 23
- 24
- 25
- 26

	Design	Size mm	PU	CIMCO-item-no.
--	--------	---------	----	----------------

- 1
- 2
- 3
- 4
- 5
- 6
- 7
- 8
- 9
- 10
- 11
- 12
- 13
- 14
- 15
- 16
- 17
- 18
- 19
- 20
- 21
- 22
- 23
- 24
- 25
- 26



NIBBLER

Pre-punched round holes can easily and economically be converted to square or rectangular holes. Particularly recommended for producing unusual dimensions (special shapes).

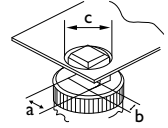


Round to rectangular

Round to square

Material thickness: max. 2.0 mm ST 37

Dimensions:	a	b	c	Pre-punch
ASN 15	15.0	6.5	21.5	21.5 mm ø
ASN 20	20.0	9.0	28.5	28.5 mm ø



Nibbler ASN15	1	13 4004
Nibbler ASN20	1	13 4006
Replacement punch ASN15	1	13 4008
Replacement punch ASN20	1	13 4010

SCREW PUNCHER CENTRING RING

Made of plastic. Ideal aid for tension bolts or hydraulic bolts in screw puncher systems.

For use in oversized drill holes, for example in control cabinets to centre tension bolts (screw puncher).

The centring ring can be used with all known screw puncher designs that split the scrap part, - including products from other manufacturers! Suitable for puncher systems that split into 2 or 3 pieces. The ring size 3 is suitable for 19 mm connecting bolts (UNF3/4-16) both in manual and also in hydraulic operation.

The ring in size 3 can be used for a hole diameter of 28 mm in the sheet to be processed.

The smallest hole diameter in which the ring will still link tool and workpiece is 20,4 mm.



	10	13 5080
--	----	---------

INDIVIDUAL PARTS FOR MANUAL OPERATION

Bolts for steel sheets ST 37

Tension bolt with ball bearing (encapsulated)	6.0 x 40.0	1	13 5010
Tension bolt with ball bearing (encapsulated)	9.5 x 50.0	1	13 5000

Bolts for stainless steel and steel sheets ST 37

Tension bolt with ball bearing (encapsulated)	19.0 x 55.0	1	13 5004
Tension bolt with ball bearing (encapsulated)	19.0 x 75.0	1	13 5008
Tension bolt with ball bearing	11.1 x 60.0	1	13 5014



Design	Size mm	PU	CIMCO-item no.
--------	---------	----	----------------

INDIVIDUAL PARTS FOR HYDRAULIC OPERATION

Bolts for steel sheets ST 37

Hydraulic bolt, complete	19.0 / 9.5	1	13 5002
Hydraulic bolt 13 5002	9.5 x 75.0	1	13 5074
Adapter for hydraulic bolt 13 5002	19.0 x 38.0 (Inside: 9.5)	1	13 5024
Hydraulic bolt	19.0 x 120.0	1	13 5006



Bolts for stainless steel

Hydraulic bolt, complete	19.0 / 11.1	1	13 5016
Hydraulic bolt 13 5016	11.1 x 75.0	1	13 5076
Adapter for hydraulic bolt 13 5016	19.0 x 38.0 (Inside: 11.1)	1	13 5078
Hydraulic bolt	19.0 x 120.0	1	13 5006



Spacer sleeve set (3-piece)		1	13 5072
Hydraulic oil		1 Liter	13 4024



SPACER SLEEVE SET

when using tension bolts size 30.0 mm and above,
a set contains: tension bolt A0, long, spacer, 2 countersunk screws hex socket M 6 x 30,

		1	13 5088
--	--	---	---------



GENERAL ACCESSORIES

Pre-drill	10.0	1	13 4026
Pre-drill	11.0	1	13 4028
Pre-drill	11.5	1	13 4030
Step drill, holder shaft 10 mm ø	M12, M16, M20, M25, M32, M40	1	13 4032
Assembly paste	120 g	1	13 4034



SPECIAL STEP DRILL FOR SCREW PUNCHING

HSS step drill for burr-free drilling of through-holes for screw puncher tension bolts M 8 ($\frac{3}{8}$ ") – M 10 ($\frac{7}{16}$ ") – M 12 – M 16 – $\frac{3}{4}$ " – M 20 in material up to 4 mm thick.
Suitable for use in hand and box column drills, total of 9 drill steps, holder shaft (ø 10 mm) with 3 driver carriers prevents slipping in the chuck.

		1	20 1212
--	--	---	---------



HAMMERS, CHISELS, SPATULAS

Cross peen hammer
CIMCO-item no. 13 0403

Chalk line roller
CIMCO-item no. 14 0320

Electrician's chisel
CIMCO-item no. 13 0010




- 1
- 2
- 3
- 4
- 5
- 6
- 7
- 8
- 9
- 10
- 11
- 12
- 13
- 14
- 15
- 16
- 17
- 18
- 19
- 20
- 21
- 22
- 23
- 24
- 25
- 26

1
2
3
4
5
6
7
8
9
10
11
12
13
14
15
16
17
18
19
20
21
22
23
24
25
26

Design	PU	CIMCO-item-no.
--------	----	----------------

GS 3-COMPONENT CLUB HAMMER AND CROSS PEEN HAMMER

Mechanical blocking of the hammer head with a steel wedge, sealed with synthetic resin. Peen and cross sanded. Security shaft made of 3 components with ergonomically shaped handle: Core made of fibre glass reinforced plastic, coated with a comfortable anti-slip and anti-vibration handle - the additional rubberised handle surface provides a secure grip even with wet or oily hands.



GS CROSS PEEN HAMMER

according to DIN 1041/1193

Hammer weight g			
300	1		13 0403
500	1		13 0405



GS CLUB HAMMER

according to DIN 6475/1193

Hammer weight g			
800	1		13 0708
1000	1		13 0710
1250	1		13 0712

★ TOPSELLER ★



GS SAFETY CROSS PEEN HAMMER

Dimensions and finish certified according to GS. DIN 1041/1193. With protective shaft collar and additional nylon protective shaft sleeve. With double curved hickory shaft, hammer head double secured by tapered collar and synthetic resin seal.

Hammer weight g			
200	1		13 0580
300	1		13 0582
400	1		13 0584
500	1		13 0586
1000	1		13 0592



GS SAFETY CLUB HAMMER

according to DIN 6475/1193, other processing as above

Hammer weight g			
1000	1		13 0600
1250	1		13 0602
1500	1		13 0604



GS CROSS PEEN HAMMER

according to DIN 1041/1193, GS certified, with polished, curved hickory shaft, hammer head secured by ring wedge.

Hammer weight g			
300	1		13 0804
500	1		13 0808



GS CLUB HAMMER

according to DIN 6475/1193, GS certified, with polished, curved hickory shaft, hammer head secured by ring wedge.

Hammer weight g			
1000	1		13 0880



PLASTIC HAMMER

with interchangeable Cellidor inserts, for hammering out and flattening metal sheets and frames or for use with sensitive surfaces (paint, enamel, galvanisation, chrome-plating)

Head 35 mm ø	1		13 1053
--------------	---	--	---------

Design	Size mm	PU	CIMCO-item no.
--------	---------	----	----------------

ELECTRICIAN'S CHISEL

made of chrome vanadium steel

Blade width mm	Steel thickness mm			
10	8	250	1	13 0006
12	8	250	1	13 0008
15	10	250	1	13 0010



STONE CHISEL

according to DIN 7254 A, made of chrome vanadium air-hardening steel

Blade width mm	Steel thickness mm			
26	20 x 12	250	1	13 0022
29	23 x 13	300	1	13 0024



OCTAGONAL STONE CHISEL

according to DIN 7254 B, made of chrome vanadium air-hardening steel

Blade width mm	Steel thickness mm			
23	16	250	1	13 0032
26	18	300	1	13 0034



OCTAGONAL POINTED CHISEL

according to DIN 7256, made of chrome vanadium air-hardening steel

	Steel thickness mm			
	16	250	1	13 0052
	18	300	1	13 0054



OCTAGONAL SLOT CHISEL

made of chrome vanadium air-hardening steel

Blade width mm	Steel thickness mm			
30	18	240	1	13 0070



POINTED PUNCH

for centring drill holes, according to DIN 7250, octagonal, made of chrome vanadium air-hardening steel

	Steel thickness mm			
	10	120	1	13 0210



DRIFT PUNCH SET WITH POINTED PUNCH, 6-PIECE

made of chrome vanadium air hardened steel, length 120 mm, in plastic container, for cutting through sheet metal and thin metals, pin punching and driving in nails

1 each of the following: 1 - 2 - 3 - 4 - 5 mm ø, pointed punch 120 x 10 mm

	120	1	13 0354
--	-----	---	---------



PIN PUNCH SET, 6-PIECE

made of chrome vanadium steel, length 150 mm, in plastic container, for punching out pins, dowel pins, and clips from drill holes

1 each of the following: 3 - 4 - 5 - 6 - 7 - 8 mm ø

	150	1	13 0358
--	-----	---	---------



- 1
- 2
- 3
- 4
- 5
- 6
- 7
- 8
- 9
- 10
- 11
- 12
- 13
- 14
- 15
- 16
- 17
- 18
- 19
- 20
- 21
- 22
- 23
- 24
- 25
- 26

Design	Size mm	PU	CIMCO-item-no.
--------	---------	----	----------------



NAIL SETTER

made of chromium molybdenum vanadium air-hardening steel, completely hardened and head tempered.
For setting steel nails with a cylindrical shaft and thread (holder M6)

M 6	170	1	13 0075
-----	-----	---	---------



HAND PROTECTION FOR NAIL SETTER

		1	13 0076
--	--	---	---------

BEVELLED EDGE CHISEL

according to DIN 5139, with side bevel, polished wooden haft and blade protection



Blade width mm			
10	245	1	13 0524
15	260	1	13 0530
20	270	1	13 0534
22	275	1	13 0536
26	275	1	13 0538

PAINTER'S SPATULA

made of steel, ground blade, with oval wooden haft



Width mm			
25	185	1	13 1322
40	185	1	13 1324
50	205	1	13 1326
60	205	1	13 1328

DOUBLE SPATULA

plastic covered handle



Width mm			
20	225	1	13 1404

PLASTERER'S SPATULA

according to DIN 6441 C, with painted wooden haft



Width mm			
60		1	13 1420
70		1	13 1422



PLASTER PAN

made of sheet steel, hot-dip galvanised, with polished wooden haft

Height 75 mm	ø top 210 mm, ø bottom 110 mm	1	14 0302
--------------	-------------------------------	---	---------



PLASTER CUP

made of soft rubber, easily deformable for easy handling



Height 90 mm	ø 120 mm	1	14 0306
--------------	----------	---	---------



WATER BRUSH

pure bristles

	ø 24 mm	1	14 0310
--	---------	---	---------

Design	Size mm	PU	CIMCO-item no.
--------	---------	----	----------------

CHALK LINE ROLLER

with push-system, storage space for serrated hooks and belt clip, body made of metal, cord length 15 m, including 60 g coloured powder

	1		14 0320
--	---	--	---------

Coloured powder, grease and oil-free, in plastic bottle

blue	100 g	1	14 0322
------	-------	---	---------



1

2

3

4

5

6

7

8

9

10

11

12

13

14

15

16

17

18

19

20

21

22

23

24

25

26

MEASURING TOOLS

Professional lightweight metal spirit level
CIMCO-item no. 21 1530



Professional digital magnetic spirit level
with laser pointer
CIMCO-item no. 21 1534



- 1
- 2
- 3
- 4
- 5
- 6
- 7
- 8
- 9
- 10
- 11
- 12
- 13
- 14
- 15**
- 16
- 17
- 18
- 19
- 20
- 21
- 22
- 23
- 24
- 25
- 26

	Design	Size mm	PU	CIMCO-item-no.
--	--------	---------	----	----------------

- 1
- 2
- 3
- 4
- 5
- 6
- 7
- 8
- 9
- 10
- 11
- 12
- 13
- 14
- 15
- 16
- 17
- 18
- 19
- 20
- 21
- 22
- 23
- 24
- 25
- 26



PLUMB SITE® DUAL VIEW

Patented vertical mirror bubble for easy reading from the front.
For ergonomic and fatigue-free work even in confined spaces.



Imagevideo spirit levels

PROFESSIONAL DIGITAL MAGNETIC SPIRIT LEVEL WITH LASER POINTER

- Plumb-Site® Dual-View™ level, acrylic glass block levels, shock-resistant end caps
- LCD display at a 45° angle with backlighting, does not turn when the spirit level is turned
- HOLD function
- MODE function degree/percent/angle
- Re-calibration function and "False Zero"
- Memory recall for up to 9 measurements
- 9V-battery with charge display
- Two finely milled measurements surfaces with rare earth magnets
- Laser pointers align the angle of the spirit level to a remote point up to 50 m away
- 1/4" thread in bottom of housing to easily mount it on a tripod
- Length: 60 cm, weight: 740 g

600 mm	20 x 50 mm	1	21 1534
--------	------------	---	---------



PROFESSIONAL DIGITAL MAGNETIC SPIRIT LEVEL

- Plumb-Site® Dual-View™ level, acrylic glass block levels, Ergo Grip™ handles, shock-resistant end caps
- LCD display at a 45° angle with backlighting, does not turn when the spirit level is turned
- HOLD function
- MODE function degree/percent/angle
- Re-calibration function and "False Zero"
- Memory recall for up to 9 measurements
- 9V-battery with charge display
- Two finely milled measurements surfaces with rare earth magnets
- Length: 60 cm, weight: 686 g

600 mm	20 x 50 mm	1	21 1532
--------	------------	---	---------



PROFESSIONAL LIGHTWEIGHT METAL SPIRIT LEVEL

Computer-optimised profile (COP), two integrated acrylic vertical levels with Plumb-Site® Dual-View™, a larger horizontal level, with finely milled surfaces on both sides, ergonomic grips with patented Ergo Grip™ anti-slip function, polypropylene and TPR end caps with air sprung PVC shock absorbers.
Accuracy: 0.5 mm/m

600 mm	31 x 67 mm	1	21 1530
--------	------------	---	---------



PROFESSIONAL SWITCH CABINET SPIRIT LEVEL

made of cast aluminium, heavy-duty version, with Plumb Site® Dual-View™ level, three solid acrylic glass levels, with two magnets. Accuracy: 0.5 mm/m

250 mm	19 x 45 mm	1	21 1528
--------	------------	---	---------



SWITCH CABINET SPIRIT LEVEL

with Plumb Site® Dual-View™ level, made of non-conductive plastic with a robust aluminium rail and integrated magnetic ledge, 3 levels (1 x horizontal, 1 x vertical, 1 x 45°)

250 mm	16 x 55 mm	1	21 1542
--------	------------	---	---------

Design	Size mm	PU	CIMCO-item no.
--------	---------	----	----------------

LIGHTWEIGHT METAL SPIRIT LEVEL

with Plumb Site® Dual-View™ level. 2 levels (horizontal, vertical) with a milled surface and shock-absorbing end caps.

400 mm	20 x 50 mm	1	21 1520
600 mm	20 x 50 mm	1	21 1522
800 mm	20 x 50 mm	1	21 1523
1000 mm	20 x 50 mm	1	21 1524

with two magnets

600 mm	20 x 50 mm	1	21 1526
--------	------------	---	---------



ELECTRICIAN'S SPIRIT LEVEL

with 4 fixed marker points at 71 mm intervals which keep to a precise switch or socket distance, with 2 levels (horizontal, vertical), with a milled surface and shock-absorbing end cap

470 mm	20 x 50 mm	1	21 1552
--------	------------	---	---------



SWITCH CABINET SPIRIT LEVEL

torpedo-shaped, with 3 levels which are easy to read (1 x horizontal, 1 x vertical, 1 x 45°), 1 magnetic V-ledge for pipes or cables as well as robust rubber end caps

230 mm	18 x 38 mm	1	21 1540
--------	------------	---	---------



ELECTRICIAN'S SAFETY SPIRIT LEVELS

made of non-conducting, non-warping plastic, with 1 horizontal and 1 vertical bubble level

400 mm	24 x 52 mm	1	21 1435
--------	------------	---	---------

with 3 levels (1 x horizontal, 1 x vertical, 1 x 45°), made of non-conductive, distortion-free plastic with ergonomic recessed grips and a patented level housing

600 mm	32 x 58 mm	1	21 1536
--------	------------	---	---------



MEASUREMENT AND MARKING SPIRIT LEVEL

made of aluminium, in a stable, triangular design, 2 inserted levels (horizontal, vertical), 2 slide markers, mm and cm scale, as well as zero point and central point indicators, slider with blade guide for cutting paper, removable nail gripper to remove nails from walls. The 2 adjustable sliders have been set into the aluminium profile to enable more precise display of drill holes in horizontal or vertical arrangement. Ideal as a marking template for setting switch boxes.

600 mm	28 x 40 mm	1	21 1550
--------	------------	---	---------



MINI SPIRIT LEVEL

Box section made of aluminium, with shock-resistant plastic level, certified accuracy, shock-resistant end caps. Practical for any tool belt and small pocket

100 mm	20 x 50 mm	1	21 1556
--------	------------	---	---------



FOLDING SPIRIT LEVEL

Ideal 3D spirit level for measuring and aligning pipes, columns, cables etc. precisely, in several dimensions at the same time. Catches every 15°, four magnets to attach to metallic surfaces as well as a rubber band for non-magnetic surfaces.

	190 x 132 x 32 mm	1	21 1554
--	-------------------	---	---------



1
2
3
4
5
6
7
8
9
10
11
12
13
14
15
16
17
18
19
20
21
22
23
24
25
26

Design	Size mm	PU	CIMCO-item-no.
--------	---------	----	----------------



DIGITAL LASER DISTANCE MEASURER FVP-30

- Digital Laser Distance Measurer with protective cover
- Measuring range up to 30 m
- Accuracy: 2mm/m
- Rubberized housing
- Beamfinder TM flip cover
- Backlite LCD display
- Distance, area, volume and indirect measuring (Pythagorean theorem)
- Dynamic (continuous) measuring
- Choice of 2 reference points and 5 measuring units
- Storage of the latest 20 results
- Auto-Off Laser (20 sec)/device (5 min)
- Operating temperature -10 to +40°C, storage temperature -20 to +60°C
- Laser class II
- 2 x 1,5 V AAA batteries included

NEW!

		1	21 1563
--	--	---	---------



FOLDING RULER

Plastic and beech wood folding ruler, 2 m length. Patented 90° locking and angular degree on every second link (up to 180°).

NEW!

Made of fibre glass, highly elastic, non-conductive		1	21 0008
Made of wood, with steel spring (red)		1	21 0004



PROFESSIONAL TAPE MEASURE, 5 M

Pocket tape measure, length 5 m. Housing made of impact-resistant ABS plastic and rubberised casing, shock-absorbing and non-slip (PAH-free). Measuring tape yellow, scaling in double millimetre graduation. With strong stop and hold function, including belt clip and hand loop.

NEW!

	5 m	1	21 0105
--	-----	---	---------



PROFESSIONAL TAPE MEASURE, 30 M

Professional tape measure, length 30 m. Housing made of impact-resistant ABS plastic and rubberised casing, shock-absorbing and non-slip (PAH-free). Measuring tape white, with large scale. Easy retraction of the tape via crank, can be integrated flush in the housing.

NEW!

	30 m	1	21 0130
--	------	---	---------



CABLE OR WIRE GAUGE

according to Swiss standard (Dätwyler)

made of nylon	95 x 35 x 3 mm	1	14 0120
---------------	----------------	---	---------

Design	Size mm	PU	CIMCO-item no.
--------	---------	----	----------------

ELECTRONIC DIGITAL POCKET SLIDE CALIPER

for measuring length, depth, external and internal diameter, rust-free, hardened finish, large LCD display, adjustable zero setting, conversion mm – inch, automatic display switch-off, with thumb roll for fine adjustment and fixing screw, includes batteries and instructions, in black plastic case

	Reading mm	Reading Inch		
150 mm/6"	1/100	1/2000"	1	21 0300



PRECISION POCKET SLIDE CALIPER

made of stainless steel, completely hardened, with measuring probes, depth measurement and thread table, jaw length 47 mm, with torque fixing, in plastic pouch

	Measurement range mm	Reading mm	Reading Inch		
matt chrome-plated	150	1/20	1/128"	1	21 0202



SCRIBER WITH STEEL TIPS

corded holder, hardened tips can be screwed out, with straight and 90° angled tip

	240 mm	1	21 2140
--	--------	---	---------



MULTGRAPH PENCIL (7B PECIL LEAD)

will write on all smooth surfaces (glass, tiles, metal etc.) and on foil and film, wipeabler, with protective cap

black	240 mm	1	21 2168
-------	--------	---	---------



NEW!

CARPENTER'S PENCIL (HB PECIL LEAD)

for marking wood, metal, and rubber, unsharpened

black	240 mm	1	21 2170
-------	--------	---	---------



NEW!

SHARPENER

for carpenter's pencils with oval (European) and flat oval shape, also for marking chalks

ø mm			
10 - 15		1	21 2179



- 1
- 2
- 3
- 4
- 5
- 6
- 7
- 8
- 9
- 10
- 11
- 12
- 13
- 14
- 15
- 16
- 17
- 18
- 19
- 20
- 21
- 22
- 23
- 24
- 25
- 26

Design	Size mm	PU	CIMCO-item-no.
--------	---------	----	----------------

MARKING CHALK

12 mm hexagonal, 115 mm long, hard, robust chalks for marking wood, metal, stone, cardboard, tiles, paper or similar. To receive a package (content 12 pieces) please order 12 x the corresponding item number.



red	1 piece	21 2172
yellow	1 piece	21 2173
blue	1 piece	21 2176

CHALK HOLDER

with push-button chalk advance, octagonal, in black impact-proof polystyrene with metal pressure mechanism, for chalks with 11 mm or 12 mm ø.



115 mm	1	21 2180
--------	---	---------

CIMCO-CONSTRUCTION MARKER

Functional push mechanism for automatic lead feed, simple one-hand operation by clip, integrated sharpener with guide - allows quick sharpening directly on the trousers, leads can be refilled easily from the front and back, for all surfaces (wood, metal, glass, ceramics, etc.), special graphite lead included can be wiped off smooth surfaces with a damp cloth, separately available coloured refills for possible use on light and dark surfaces



Marker with graphite lead B2 (universal writer)	1	21 3150
-------------------------------------------------	---	---------

Replacement leads for 21 3150



Pack of 12 replacement leads graphite B2	1	21 2152
Pack of 12 replacement leads (3 x red, 3 x yellow, 6 x graphite)	1	21 2154

CONSTRUCTION MARKER – INK

for marking, marking out and lettering even in places that are hard to access, will mark and write on all surfaces (plastics, metals, stone, wood and glass), waterproof, quick-drying ink
robust, patented stainless steel telescopic tip, practical protective case with special clip for easy handling and one-handed use, line width 1 mm



black	1	21 2182
blue	1	21 2184
red	1	21 2186

Design	Size mm	PU	CIMCO-item no.
--------	---------	----	----------------

PICA DRY MARKER FOR DEEP HOLES – GRAPHITE

for marking, marking out and lettering even in places that are hard to access will write on almost all materials even on dusty, rough and oily surfaces, can be wiped off with a damp cloth on smooth surfaces

The leads are protected by a stainless steel tube and advanced by a pressure mechanism. The practical storage case also serves as a sharpener.

Marker with graphite lead B2 (universal writer)	1	21 2151
-------------------------------------------------	---	---------

Replacement leads for 21 2151

Pack of 10 replacement leads graphite B2	1	21 2153
Pack of 8 replacement leads (2 x red, 2 x yellow, 4 x graphite)	1	21 2155
Pack of 10 replacement leads red*	1	21 2157
Pack of 10 replacement leads yellow*	1	21 2159

* Protect from temperatures above 30°C



MARKING SPRAY

for coloured freehand and stencil markings, based on chalk (non-permanent), environmentally friendly, free of toxic substances, solvents and CFC propellant gases, water hazard class 0, will adhere even in wet conditions to different surfaces such as concrete, asphalt, masonry, wood, metal, plastic, grass (among others), approved by Deutsche Telekom.

red	400 ml	1	21 2190
-----	--------	---	---------



CHALK LINE ROLLER

with push-system, storage space for serrated hooks and belt clip, body made of metal, cord length 15 m, including 60 g coloured powder

		1	14 0320
--	--	---	---------

Coloured powder, grease and oil-free, in plastic bottle

blue	100 g	1	14 0322
------	-------	---	---------



1

2

3

4

5

6

7

8

9

10

11

12

13

14

15

16

17

18

19

20

21

22

23

24

25

26

**INSULATED
SAFETY TOOLS,
PERSONAL
PROTECTIVE
EQUIPMENT (PPE)**



Electrician's face guard
CIMCO-item no. 14 0252

Work glove „WINTER SOFT“
CIMCO-item no. 14 1242

- 1
- 2
- 3
- 4
- 5
- 6
- 7
- 8
- 9
- 10
- 11
- 12
- 13
- 14
- 15
- 16
- 17
- 18
- 19
- 20
- 21
- 22
- 23
- 24
- 25
- 26

Design	Size mm	PU	CIMCO-item no.
--------	---------	----	----------------



VDE-TESTED SAFETY PLIERS WITH 1000 V PROTECTIVE INSULATION

The range of pliers that is exclusively „Made in Germany“ undergoes a series of unrivalled future-oriented, robot-supported production processes. The work sequences are implemented with the aid of robots, from forging to grinding and polishing, right through to the dielectric strength testing of the insulating material coating in order to ensure a consistent standard of quality. Ergonomic design handle sleeves in a modern 2-component design made of premium plastic with excellent tactile properties. Superb grip thanks to non-slip, non-adhesive surface when dealing with wet conditions and dirt. Excellent skin-tolerance, insulation during extreme temperatures, electrical shocks and vibrations. Resistance against perspiration, salt water, oil, many chemicals and UV radiation.

Pliers of the Diamant-Plus series conform to the current standards of IEC 900, IEC 60900 and VDE 0682/Part 201. These strict safety directives prescribe 10 different quality checks for the insulation protection of all pliers. Besides the type examination, the independent testing body of the VDE also regularly carries out inspections of the production and the storage. Each individual set of pliers is tested in a water bath for disruptive discharges and flashovers at a testing voltage of 10,000 Volt AC. As a result, we guarantee that safety has been tested on all pieces.

Optimised lever ratios, ease of operation and user-friendly grip design that permit energy-saving and ergonomic working for the hand, manufactured using the most suitable high alloy tool steels, hardened completely in oil, all blades are additionally induction hardened, surfaces are polished to a high-sheen and are meticulously chrome-plated.



10 YEAR DURABILITY GUARANTEE on all Diamant-Plus pliers. If defects in the material or processing can be proven, we will provide you with a replacement free of charge! Please ask for the exact guarantee terms at your local CIMCO dealer or from CIMCO directly.

DESCRIPTION OF THE SYMBOLS

Arbeiten unter Spannung	mit Schneidfase	Flachzange	Drahtart weich	Drahtart Piano
VDE/GS geprüft	mit leichter Schneidfase	Flachrundzange	Drahtart mittelhart	Drahtart Seil
Schneidhärte in HRC	eingelegetes Gelenk	Rundzange	Drahtart hart	Drahtart Cu-Kabel
Greifflächen gezahnt	aufgelegtes Gelenk			
Greifflächen schräg gezahnt	durchgestecktes Gelenk			

- Set the adjusting screw to the desired conductor cross section to be stripped by turning it (left/right).
- Secure the adjusting screw using the counter nut.
- Insert the cable.
- Close the pliers by exerting pressure and strip off the plastic sheathing.



1000 V HEAVY DUTY DIAGONAL PLIERS



160 (6")	1	10 0526
200 (8")	1	10 0528



1000 V DIAGONAL PLIERS



145 (5,5")	1	10 0572
160 (6")	1	10 0574
180 (7")	1	10 0577



1000 V STRIPPING DIAGONAL PLIERS



Single joint, with induction hardened precision blade (approx. 64 HRC) for hard, medium hard and soft wire, in addition with two stripping functions for solid and stranded conductors 1.5 mm² and 2.5 mm²

160 (6")	1	10 0652
----------	---	---------

Design	Size mm	PU	CIMCO-item no.
--------	---------	----	----------------

1000 V COMBINATION PLIERS

according to DIN ISO 5746, single joint,

with induction hardened precision blades (approx. 64 HRC), for all wires, also including piano wire, made from special tool steel, with slightly conical, ridged gripping surfaces and ridged opening (burner hole)




160 (6")	1	10 0334
180 (7")	1	10 0336
200 (8")	1	10 0338



1000 V WIRE STRIPPER

Single joint, with adjusting screw

for setting the desired wire- or stranded wire diameter, for solid and stranded conductors up to 5 mm ø or 0.75 mm² to 6 mm², with internal opening spring



160 (6")	1	10 0686
----------	---	---------



1000 V TELEPHONE PLIERS WITH STRAIGHT JAWS

according to DIN ISO 5745, single joint, with induction

hardened precision blades (approx. 60 HRC), long, flat-round

jaws (needle nose pliers), ridged gripping surfaces and ridged opening (burner hole),

with blades for hard and soft wire



160 (6")	1	10 0214
200 (8")	1	10 0216



1000 V TELEPHONE PLIERS WITH BENT JAWS

according to DIN ISO 5745, single joint, 45° angled jaws, with

induction hardened precision blades (approx. 60 HRC), long,

flat-round jaws (needle nose pliers), ridged gripping surfaces and ridged opening (burner hole),

with blades for hard and soft wire



160 (6")	1	10 0236
200 (8")	1	10 0238



1000 V FLAT NOSE PLIERS (LONG FLAT NOSE PLIERS)

according to DIN ISO 5745, single joint,

long, flat jaws, jaw length 50 mm, ridged gripping surfaces



160 (6")	1	10 0024
----------	---	---------



1000 V ROUND NOSE PLIERS (LONG FLAT NOSE PLIERS)

according to DIN ISO 5745, single joint,

long, round jaws, jaw length 50 mm, finely ridged gripping surfaces



160 (6")	1	10 0062
----------	---	---------



1000 V PLIERS SET, 4-PIECE

Heavy duty diagonal pliers	200 (8")	10 0528
Telephone pliers with straight jaws	200 (8")	10 0216
Combination pliers	180 (7")	10 0336
Wire stripper	160 (6")	10 0686
	1	10 4020



★ TOPSELLER ★



Design	Size mm	PU	CIMCO-item no.
--------	---------	----	----------------

- 1
- 2
- 3
- 4
- 5
- 6
- 7
- 8
- 9
- 10
- 11
- 12
- 13
- 14
- 15
- 16
- 17
- 18
- 19
- 20
- 21
- 22
- 23
- 24
- 25
- 26



1000 V DIAGONAL PLIERS *Diamant*

according to DIN ISO 5749

Cutting performance: A special blade geometry, optimised hand power transmission and most suitable material quality ensure astonishingly low cutting forces on all types of cables and conductors.

Surface coating: Thanks to new technological possibilities, the diagonal pliers are given a double primer coat as well as a more refined surface coating that ensures a high level of wear resistance and improved corrosion protection.

Handle sleeves: Ergonomically designed handle sleeves in a modern two-component design made of premium plastic with excellent tactile properties, VDE-certified insulation protection up to 1000 Volt AC according to DIN EN 60900:2004.

160	1	10 0000
-----	---	---------



IMMERSION INSULATED SAFETY PLIERS

Handles with two-colour plastic dip insulation for optimum safety. In the event of damage to the outer red insulation layer, the lower orange plastic insulation that is now visible indicates that 100 % safety in accordance with the safety standards can no longer be guaranteed.

1000 V HEAVY DUTY DIAGONAL PLIERS

according to DIN ISO 5749 A, lap joint, with induction hardened precision blade (approx. 64 HRC), for all types of wire, also including piano wire, made of electric steel



160 (6")	1	10 8789
200 (8")	1	10 8784

1000 V DIAGONAL PLIERS

according to DIN ISO 5749 B, single joint with induction hardened precision blade (approx. 64 HRC), for all types of wire, including piano wire, made from electric steel



145 (5,5")	1	10 8785
160 (6")	1	10 8786
180 (7")	1	10 8787

1000 V STRIPPING DIAGONAL PLIERS

Single joint, with induction hardened precision blade (approx. 64 HRC) for hard, medium-hard and soft wire, in addition with two stripping functions for solid and stranded conductors 1.5 mm² and 2.5 mm²



160 (6")	1	10 8792
----------	---	---------

1000 V FLAT NOSE PLIERS (LONG FLAT NOSE PLIERS)

according to DIN ISO 5745, single joint, Long, flat jaws, jaw length 50 mm, ridged gripping surfaces



160 (6")	1	10 8771
----------	---	---------

Design	Size mm	PU	CIMCO-item no.
--------	---------	----	----------------

1000 V ROUND NOSE PLIERS (LONG FLAT NOSE PLIERS)

according to DIN ISO 5745, single joint,

Long, round jaws, jaw length 50 mm, finely ridged gripping surfaces



160 (6")	1	10 8773
----------	---	---------



1000 V TELEPHONE PLIERS WITH STRAIGHT JAWS

according to DIN ISO 5745, single joint,

with induction hardened precision blade

(approx. 60 HRC), long, flat-round jaws (needle nose pliers), ridged gripping surfaces and ridged opening (burner hole), with blades for hard and soft wire



160 (6")	1	10 8779
200 (8")	1	10 8778



1000 V TELEPHONE PLIERS WITH BENT JAWS

according to DIN ISO 5745, single joint,

jaws at a 45° angle, with induction hardened

precision blade (approx. 60 HRC), long, flat-round jaws (needle nose pliers), ridged gripping surfaces and ridged opening (burner hole), with blades for hard and soft wire



160 (6")	1	10 8777
200 (8")	1	10 8780



1000 V COMBINATION PLIERS

according to DIN ISO 5746, single joint,

with induction hardened precision blade (approx. 64 HRC), for all wires, also including piano wire, made from special tool steel with slightly conical, ridged gripping surfaces and ridged opening (burner hole)



160 (6")	1	10 8781
180 (7")	1	10 8782
200 (8")	1	10 8783



1000 V WATER PUMP PLIERS

according to DIN ISO 8976, with box joint,

self-clamping on the workpiece, with ridged opening (burner hole), made from chrome-vanadium steel



250 (10")	1	10 8724
-----------	---	---------



1000 V WIRE STRIPPER

Single joint, with adjusting screw

for setting to the desired wire- or strand diameter, for solid and stranded conductors up to 5 mm \varnothing or 0.75 mm² to 6 mm², with internal opening spring




160 (6")	1	10 8790
----------	---	---------



1000 V SAFETY PLIERS SET, 4-PIECE

Double dip-coated handles

Telephone pliers, straight	200 (8")	10 8778
Combination pliers	180 (7")	10 8782
Heavy duty diagonal pliers	200 (8")	10 8784
Wire stripper	160 (6")	10 8790
	1	10 8002



	Design	Size mm	PU	CIMCO-item no.
--	--------	---------	----	----------------

- 1
- 2
- 3
- 4
- 5
- 6
- 7
- 8
- 9
- 10
- 11
- 12
- 13
- 14
- 15
- 16
- 17
- 18
- 19
- 20
- 21
- 22
- 23
- 24
- 25
- 26



1000 V PLASTIC TELEPHONE PLIERS

made of impact-resistant, fibre-glass reinforced plastic with 2-component handles, ridged gripping surfaces and narrow tips, robust design, can be used at temperatures as low as -40 °C

	180	1	10 0790
--	-----	---	---------



1000 V PLASTIC GRIP PLIERS

made of impact-resistant, glass fibre reinforced plastic with 2-component handles, gripping zone with 8 openings for different cable diameters, without blades, robust design, can be used at temperatures as low as -40 °C

	180	1	10 0792
--	-----	---	---------



1000 V PLASTIC COMBINATION PLIERS

made of impact-resistant, fibre-glass reinforced plastic with 2-component handles, with blade inserts made of special steel, extra-long blades for flexible conductors with diameters of up to 12 mm as well as medium-hard wire, gripping zone with 3 openings for different cable diameters, robust design, can be used at temperatures as low as -40 °C

	190	1	10 0794
--	-----	---	---------



1000 V PLASTIC CABLE CUTTER

made of impact-resistant, fibre-glass reinforced plastic with 2-component handles, with blade inserts made of special steel, for flexible Al and Cu conductors with diameters of up to 15 mm, excellent cutting performance, robust design, can be used at temperatures as low as -40 °C

	170	1	12 0790
--	-----	---	---------



1000 V PLASTIC FLAT NOSE PLIERS

especially suitable for meter installation

	200	1	10 0796
--	-----	---	---------

INSULATED TWEEZERS



bent, pointed shape	150	1	10 3112
straight, narrow-round shape	145	1	10 3114

1000 V TWEEZERS

with 2-layer safety insulation and anti-slip protection, tested according to DIN EN 60900



straight, flat-round shape	145	1	10 3232
bent, flat-pointed shape	145	1	10 3240

Design	Size mm	PU	CIMCO-item no.
--------	---------	----	----------------

1000 V VDE DUOCUT CABLE SHEARS

Innovative cable shears for copper and aluminium cables with multi-component VDE case. Particularly suitable for exact cutting of cables without deformation. The handles of the shears can be opened up to 140°, consequently a longitudinal cut is possible. VDE/GS approved, according to IEC 60900 and VDE 0682/part 201. Weight: 175 g.



Product video
DUOCUT cable shears

Highlight:

The two-stage cutting zone:

1. Large blade for sheathed cables up to max. 10 mm ø
2. Small blade for single conductors up to max. 4 mm ø

	160	1	12 0108
--	-----	---	---------



1000 V VDE DUOCUT 12 CABLE SHEARS

Innovative cable shears for copper and aluminium cables with multi-component VDE case. Particularly suitable for exact cutting of cables without deformation. The handles of the shears can be opened up to 140°, consequently a longitudinal cut is possible. VDE/GS approved, according to IEC 60900 and VDE 0682/part 201. Weight: 300 g.



Highlight:

The two-stage cutting zone:

1. Large blade for sheathed cables up to max. 12 mm ø
2. Small blade for single conductors up to max. 4 mm ø

	200	1	12 0112
--	-----	---	---------



1000 V VDE CABLE SHEARS

For copper and aluminium cables, very good cutting performance, made from case-hardened 5 mm flat tool steel, precision ground cutting edges, finely bronzed, 2-component plastic handle sleeves, with special blade for fine-wire cables up to ø 18 mm



- VDE/GS approved
- According to IEC 60900 and VDE 0682/part 201
- Product conforms to the current Product Safety Act (ProdSG)

for cable ø	solid mm ²	flexible mm ²			
18 mm	16	50	180	1	12 0114



1000 V VDE ONE-HAND CABLE SHEARS

For copper and aluminium cables, excellent cutting performance, smooth cut without deformation with double dip-coated special insulation










for cable ø	solid mm ²	flexible mm ²			
16 mm	16	50	160	1	12 0206
25 mm	25	70	200	1	12 0202



1
2
3
4
5
6
7
8
9
10
11
12
13
14
15
16
17
18
19
20
21
22
23
24
25
26

- 1
- 2
- 3
- 4
- 5
- 6
- 7
- 8
- 9
- 10
- 11
- 12
- 13
- 14
- 15
- 16
- 17
- 18
- 19
- 20
- 21
- 22
- 23
- 24
- 25
- 26

Design	Size mm	PU	CIMCO-item no.
 <p>1000 V SAFETY CABLE STRIPPING KNIFE with insulated blade back and blade guard that folds away into the shaft, interchangeable blade</p>			
Blade length 50 mm		1	12 0064
Interchangeable blade		1	12 0066
 <p>1000 V SAFETY CABLE STRIPPING KNIFE Cable stripping knife especially suitable for working with insulation on large cables, with strong, straight blade of stainless steel, blade length approx. 50 mm. 1000 volt insulating handle with large anti-slip protection in modern 2-component technology (polypropylene with soft rubber insert) for working comfortably and securely even in wet, cold or hot conditions. With blade protection cover.</p>			
		1	12 1042
 <p>1000 V CABLE STRIPPING KNIFE with hooked blade and shuttle</p>			
Blade length 40 mm		1	12 0046
 <p>1000 V KABELMESSER with strong, straight blade</p>			
Blade length 50 mm		1	12 0042
 <p>1000 V CABLE STRIPPING KNIFE with straight blade and insulated blade back</p>			
Blade length 50 mm		1	12 0043
 <p>1000 V STRIPPING KNIFE with hooked cutting edge</p>			
Blade length 35 mm		1	12 0044
 <p>1000 V AUTOMATIC WIRE STRIPPER SAFETY-STRIP for flexible stranded wires and solid conductors of 0.2 to 6 mm², with protective insulation up to 1000 volts, tested according to DIN EN 60 900, automatic adjustment to the conductor cross section, integrated length stop and closer for transport and storage</p>			
0.2 - 6 mm ²		1	10 0762

Design	Size mm	PU	CIMCO-item no.
--------	---------	----	----------------

INSULATED SCREWDRIVERS ACCORDING TO IEC 60900

classification VDE 0682, Part 201. Individually tested in a water bath with a testing voltage of 10,000 V.



VDE SLOT-HEAD SCREWDRIVER

according to DIN EN 60900; VDE 0682 - 201; DIN ISO 2380

2.5 x 0.4	75	160	1	11 7701
3.0 x 0.5	100	185	1	11 7702
3.5 x 0.6	100	185	1	11 7703
4.0 x 0.8	100	185	1	11 7704
5.5 x 1.0	125	220	1	11 7705
6.5 x 1.2	150	245	1	11 7706
8.0 x 1.2	175	285	1	11 7708
10.0 x 1.6	200	310	1	11 7710

VDE PHILLIPS CROSS-HEAD SCREWDRIVERS

according to DIN EN 60900; VDE 0682 - 201; DIN ISO 8764

PH 0	60	145	1	11 7730
PH 1	80	165	1	11 7731
PH 2	100	195	1	11 7732
PH 3	150	260	1	11 7733

VDE POZIDRIV CROSS-HEAD SCREWDRIVERS

according to DIN EN 60900; VDE 0682 - 201; DIN ISO 8764

PZ 0	60	145	1	11 7740
PZ 1	80	165	1	11 7741
PZ 2	100	195	1	11 7742
PZ 3	150	260	1	11 7743

VDE SPECIAL SCREWDRIVERS WITH COMBINATION PROFILE

according to DIN EN 60900; VDE 0682 - 201

for combined slot-head/crosshead screws in electrical equipment, e.g. terminal blocks

PZ FL 1	80	165	1	11 7751
PZ FL 2	100	195	1	11 7752
Satz PZ FL 1 und PZ FL 2 (CIMCO-item no. 11 7751 and 11 7752)			1	11 7750
PH FL 1	80	165	1	11 7757
PH FL 2	100	195	1	11 7758

VDE HEX KEY (ALLEN WRENCH)

according to DIN EN 60900; VDE 0682 - 201

SW 3	75	160	1	11 7823
SW 4	75	160	1	11 7824
SW 5	75	170	1	11 7825
SW 6	100	195	1	11 7826
SW 8	100	210	1	11 7828

VDE TORX® SCREWDRIVERS

according to DIN EN 60900; VDE 0682 - 201

T 8	60	145	1	11 7908
T 9	60	145	1	11 7909
T 10	60	155	1	11 7910
T 15	75	170	1	11 7915
T 20	100	195	1	11 7920
T 25	100	195	1	11 7925
T 30	100	210	1	11 7930

VDE NUT DRIVERS

according to DIN EN 60900; VDE 0682 - 201

SW 5,5	125	220	1	11 7805
SW 6	125	220	1	11 7806
SW 7	125	235	1	11 7807
SW 8	125	235	1	11 7808
SW 9	125	235	1	11 7809
SW 10	125	235	1	11 7810
SW 11	125	235	1	11 7811
SW 13	125	235	1	11 7813



Design	Size mm	PU	CIMCO-item no.
--------	---------	----	----------------

- 1
- 2
- 3
- 4
- 5
- 6
- 7
- 8
- 9
- 10
- 11
- 12
- 13
- 14
- 15
- 16
- 17
- 18
- 19
- 20
- 21
- 22
- 23
- 24
- 25
- 26

★ TOPSELLER ★



VDE ELECTRICIAN SCREWDRIVER SET, 7 PIECE

VDE screwdrivers for slot-head screws

2.5 x 0.4 x 75		11 7701
3.0 x 0.5 x 100		11 7702
4.0 x 0.8 x 100		11 7704
5.5 x 1.0 x 125		11 7705

VDE cross-head screwdriver

PH 1 x 80		11 7731
PH 2 x 100		11 7732

VDE voltage tester (250 V AC)

	1	11 7800
--	---	---------



VDE ELECTRICIAN SCREWDRIVER SET, 7 PIECE

VDE screwdrivers for slot-head screws

2.5 x 0.4 x 75		11 7701
3.0 x 0.5 x 100		11 7702
4.0 x 0.8 x 100		11 7704
5.5 x 1.0 x 125		11 7705

VDE cross-head screwdriver

PZ 1 x 80		11 7741
PZ 2 x 100		11 7742

VDE voltage tester (250 V AC)

	1	11 7802
--	---	---------



VDE SLOT-HEAD SCREWDRIVER SET, 5-PIECE

VDE screwdrivers for slot-head screws

2.5 x 0.4 x 75		11 7701
3.5 x 0.6 x 100		11 7703
4.0 x 0.8 x 100		11 7704
5.5 x 1.0 x 125		11 7705
6.5 x 1.2 x 150		11 7706

	1	11 7700
--	---	---------



VDE CROSS-HEAD SCREWDRIVER SET, 6-PIECE

VDE crosshead screwdriver

PH 1 x 80		11 7731
PH 2 x 100		11 7732
PH 3 x 150		11 7733
PZ 1 x 80		11 7741
PZ 2 x 100		11 7742
PZ 3 x 150		11 7743

	1	11 7745
--	---	---------



VDE HEX KEY (ALLEN WRENCH) SET, 5-PIECE

VDE hex key

SW 3 x 75		11 7823
SW 4 x 75		11 7824
SW 5 x 75		11 7825
SW 6 x 100		11 7826
SW 8 x 100		11 7828

	1	11 7820
--	---	---------



VDE TORX® SCREWDRIVER SET, 5-PIECE

VDE TORX® screwdriver

T 8 x 60		11 7908
T 10 x 60		11 7910
T 15 x 75		11 7915
T 20 x 100		11 7920
T 25 x 100		11 7925

	1	11 7900
--	---	---------

Design	Size mm	PU	CIMCO-item no.
--------	---------	----	----------------

VDE NUT DRIVER SET, 5-PIECE

VDE nut driver

SW 5.5 x 125			11 7805
SW 7 x 125			11 7807
SW 8 x 125			11 7808
SW 10 x 125			11 7810
SW 13 x 125			11 7813
		1	11 7801



VDE-SCREWDRIVER SET ELEKTRO-MEGA-DRIVE, 13-PIECE

VDE electrician screwdrivers for slot-head screws

2.5 x 0.4 x 75			11 7701
3.0 x 0.5 x 100			11 7702
4.0 x 0.8 x 100			11 7704
5.5 x 1.0 x 125			11 7705


VDE crosshead screwdriver

PH 1 x 80			11 7731
PH 2 x 100			11 7732
PZ 1 x 80			11 7741
PZ 2 x 100			11 7742



VDE TORX® screwdriver

T 10			11 7910
T 15			11 7915
T 20			11 7920
T 25			11 7925
VDE voltage tester (250 V AC)			11 1280



VOLTAGE TESTER

with clear transparent, impact-resistant plastic haft, VDE tested.

W mm	L mm	Test. range Volt	Size mm	PU	CIMCO-item no.
3.0	65	120 – 250 VC	140	1	11 1280
3.0	100	120 – 250 VC	190	1	11 1288



VOLTAGE TESTER

ergonomically shaped triangular handle in transparent, impact-resistant plastic, the curved vertical contour allows the best possible contact pressure, shaped holding clip, manufactured to meet the latest DIN standards, VDE/GS tested.

W mm	L mm	Test. range Volt	Size mm	PU	CIMCO-item no.
3.0	65	150 – 250 VC	155	1	11 1282




1000 V SLIM INSULATED SCREWDRIVER

Narrow blade insulation to improve accessibility of recessed screws. according to IEC 60900, classification VDE 0682, part 201. Individually tested in a water bath with a testing voltage of 10,000 V. GS tested. Ergonomic triangular handle shape, resistant against petrols, thinners, and other chemical solvents.

SLIM SLOT-HEAD SCREWDRIVERS

3.0 x 0.5	100	185	1	11 7760
3.5 x 0.6	100	185	1	11 7762
4.0 x 0.8	100	185	1	11 7764
5.5 x 1.0	125	220	1	11 7768
6.5 x 1.2	150	245	1	11 7770



NEW!

SLIM PHILLIPS CROSS-HEAD SCREWDRIVERS

PH 1	80	165	1	11 7777
PH 2	100	195	1	11 7779



NEW!

1
2
3
4
5
6
7
8
9
10
11
12
13
14
15
16
17
18
19
20
21
22
23
24
25
26

1
2
3
4
5
6
7
8
9
10
11
12
13
14
15
16
17
18
19
20
21
22
23
24
25
26

Design	Size mm	PU	CIMCO-item no.
--------	---------	----	----------------

NEW!

VDE SLIM POZIDRIV CROSS-HEAD SCREWDRIVERS

PZ 1	80	165	1	11 7776
PZ 2	100	195	1	11 7778

NEW!

VDE SLIM SPECIAL SCREWDRIVERS WITH COMBINATION PROFILE

PH FL 1	80	165	1	11 7773
PH FL 2	100	195	1	11 7775
PZ FL 1	80	165	1	11 7780
PZ FL 2	100	195	1	11 7782

NEW!

VDE TORX®-SLIM SCREWDRIVERS

T 10	60	155	1	11 7784
T 15	75	170	1	11 7786
T 20	100	195	1	11 7788
T 25	100	195	1	11 7790
T 30	100	210	1	11 7792

NEW!

VDE SLIM SQUARE CROSS-HEAD SCREWDRIVERS

SQ 1	100	205	1	11 7794
SQ 2	120	240	1	11 7796

VDE-SCREWDRIVER SET SLIM, 5-PIECE

VDE electrician screwdriver for slot-head screws

3.0 x 0.5 x 100 mm

4.0 x 0.8 x 100 mm

5.5 x 1.0 x 125 mm

VDE cross-head screwdriver

PZ 1 x 80 mm

PZ 2 x 100 mm

			1	11 7850
--	--	--	---	---------

VDE-CROSS-HEAD SCREWDRIVER SET SLIM, 6-PIECE

VDE electrician screwdriver for slot-head screws

3.0 x 0.5 x 100 mm

3.5 x 0.6 x 100 mm

VDE cross-head screwdriver

PZ 1 x 80 mm

PZ 2 x 100 mm

VDE special screwdriver with combination profile

PZ FL 1 x 80 mm

PZ FL 2 x 100 mm

			1	11 7852
--	--	--	---	---------

VDE-TORX®-SCREWDRIVER SET SLIM, 6-PIECE

VDE TORX® screwdriver

T 10 x 60 mm

T 15 x 75 mm

T 20 x 100 mm

T 25 x 100 mm

VDE special screwdriver with combination profile

PZ FL 1 x 80 mm

PZ FL 2 x 100 mm

			1	11 7854
--	--	--	---	---------



Design	Size mm	PU	CIMCO-item no.
--------	---------	----	----------------

 **PRECISION SAFETY SCREWDRIVER SET, 7-PIECE**

according to IEC 60900, blade, insulation and handle are inseparably connected to each other, individually tested in water bath with a testing voltage of 10,000 V.

for slot-head screws

1.5 x 0.3 x 40	140		11 2000
1.8 x 0.3 x 60	160		11 2002
2.0 x 0.4 x 60	160		11 2004
2.5 x 0.4 x 75	175		11 2006
3.0 x 0.5 x 75	175		11 2008

for Phillips cross-head screws

PH 00 x 40	140		11 2020
PH 0 x 60	160		11 2022

		1	11 2050
--	--	---	---------



 **PRECISION SAFETY SCREWDRIVER FOR SLOT-HEAD SCREWS**

according to IEC 60900, blade, insulation and handle are inseparably connected to each other, individually tested in water bath with a testing voltage of 10,000 V.

1.5 x 0.3 x 40	140	1	11 2000
1.8 x 0.3 x 60	160	1	11 2002
2.0 x 0.4 x 60	160	1	11 2004
2.5 x 0.4 x 75	175	1	11 2006
3.0 x 0.5 x 75	175	1	11 2008



 **PRECISION SAFETY SCREWDRIVER FOR PHILLIPS CROSS-HEAD SCREWS**

according to IEC 60900, blade, insulation and handle are inseparably connected to each other, individually tested in water bath with a testing voltage of 10,000 V.

PH 00 x 40	140	1	11 2020
PH 0 x 60	160	1	11 2022



- 1
- 2
- 3
- 4
- 5
- 6
- 7
- 8
- 9
- 10
- 11
- 12
- 13
- 14
- 15
- 16
- 17
- 18
- 19
- 20
- 21
- 22
- 23
- 24
- 25
- 26

- 1
- 2
- 3
- 4
- 5
- 6
- 7
- 8
- 9
- 10
- 11
- 12
- 13
- 14
- 15
- 16
- 17
- 18
- 19
- 20
- 21
- 22
- 23
- 24
- 25
- 26

Design	PU	CIMCO-item no.
--------	----	----------------



VDE TORQUE SCREWDRIVER SET, 9-PIECE

The torque is adjusted without additional tools and the locking mechanism prevents unintentional adjustment. Adjustment steps 0.02 Nm, the torque is read off through transparent scale window. When the torque is reached a clear clicking sound can be heard. The torque limiting mechanism takes effect when tightening as well as loosening the screw. The 2-component handle has a replacement blade holder with locking system, replacement blades generally insulated, with bronzed blade tip. Screwdriver handle and replacement blades are insulated up to 1,000 V AC according to IEC 60900 and GS (Equipment Safety Act) approved.

Scope of delivery per 1x:

- Replacement blade for slot-head screws
 - 3.0 x 0.4 x 100 mm
 - 4.0 x 0.8 x 100 mm
 - 5.5 x 1.0 x 100 mm
 - 6.5 x 1.2 x 100 mm
- Replacement blade for crosshead screws
 - PH 1 – PH 2 x 100 mm
 - PZ 1 – PZ 2 x 100 mm
- VDE screwdriver handle
- Nylon pouch

Tightening torque 1 – 5 Nm, adjustment step 0.02 Nm, 205 mm	1	11 4806
-------------------------------------------------------------	---	---------

Replacement blades for slot-head screws*

	3.0 x 100	1	11 4870
	4.0 x 100	1	11 4872
	5.5 x 100	1	11 4874
	6.5 x 100	1	11 4876

Replacement blades for Phillips crosshead screws*

	PH 1 x 100	1	11 4878
	PH 2 x 100	1	11 4880

Replacement blades for Pozidriv crosshead screws*

	PZ 1 x 100	1	11 4882
	PZ 2 x 100	1	11 4884

Replacement blades for combination profile*

	PZ FL 1 x 100	1	11 4883
	PZ FL 2 x 100	1	11 4885

Replacement blades for TORX®*

	T 10 x 100	1	11 4886
	T 25 x 100	1	11 4888

*Replacement blades insulated, other blades on request.

Design	PU	CIMCO-item no.
--------	----	----------------

VDE SCREWDRIVER REPLACEMENT BLADES, 8 PIECE SET

Screwdriver handle in 2-component design with replacement blade holder, replacement blades generally insulated with bronzed blade tip, with plug-on rotating cap for electronic work. Screwdriver handle and replacement blades are insulated up to 1,000 V AC according to IEC 60900 and GS (Equipment Safety Act) approved.

Scope of delivery per 1x:

- Replacement blade for slot-head screws
2.5 x 0.4 x 100 mm
- Replacement blade for crosshead screws
PH 1 – PH 2 x 100 mm
- Rotating cap for replacement blade
- VDE screwdriver handle
- Nylon pouch




1	11 7860
---	---------



VDE SCREWDRIVER REPLACEMENT BLADES, 18 PIECE SET

Screwdriver handle in 2-component design with replacement blade holder, replacement blades generally insulated with bronzed blade tip, with plug-on rotating cap for electronic work, voltage tester 110 – 250 V, in practical nylon pouch with hanging tab and belt loop. Screwdriver handle and replacement blades are insulated up to 1,000 V AC according to IEC 60900 and GS (Equipment Safety Act) approved.

Scope of delivery per 1x:

- Replacement blade for slot-head screws
2.5 x 0.4 x 100 mm
- Replacement blade for crosshead screws
PH 1 – PH 2 x 100 mm
- Replacement blade for TORX®- screws
T10 – T15 – T20 x 100 mm
- Replacement blade with triangular socket 8 x 100 mm 
- Rotating cap for replacement blade
- VDE screwdriver handle
- Replacement blade with square socket
6 – 8 x 100 mm 
- Replacement blade with two-way key bit 5 x 100 mm 
- Voltage tester 110 - 250 V
- Nylon pouch with hanging tab and belt loop

1	11 7862
---	---------



INSULATED REPLACEMENT BLADES FOR 11 7860 AND 11 7862

Other blades on request.

Replacement blades for slot-head screws

2.5 x 100	1	11 7864
3.5 x 100	1	11 7866
4.0 x 100	1	11 7868
5.5 x 100	1	11 7870

Replacement blades for Phillips crosshead screws

PH 1 x 100	1	11 7872
PH 2 x 100	1	11 7874

Replacement blades for Pozidriv crosshead screws

PZ 1 x 100	1	11 7873
PZ 2 x 100	1	11 7875

Replacement blades for TORX®

T 10 x 100	1	11 7876
T 15 x 100	1	11 7878
T 20 x 100	1	11 7880

Replacement blade for

square socket 6 x 100 mm	1	11 7882
square socket 8 x 100 mm	1	11 7884
triangular socket 8 x 100 mm	1	11 7886
two-way key bit 5 x 100 mm	1	11 7888



- 1
- 2
- 3
- 4
- 5
- 6
- 7
- 8
- 9
- 10
- 11
- 12
- 13
- 14
- 15
- 16
- 17
- 18
- 19
- 20
- 21
- 22
- 23
- 24
- 25
- 26

Design	Size mm	PU	CIMCO-item no.
--------	---------	----	----------------

INSULATED SCREWING TOOLS

tested according to DIN EN 60900/VDE 0680 part 2, two-colour double dip-coated



1000 V ANGLED SCREWDRIVER

according to DIN 7439, made of chrome vanadium steel, for hex socket screws (Allen)

Size 5		1	11 0804
Size 6		1	11 0806
Size 8		1	11 0808



1000 V T-HANDLE SCREWDRIVER

made of chrome vanadium steel, for hex socket screws (Allen)

Size 5	160	1	11 0812
Size 6	160	1	11 0814
Size 8	160	1	11 0816
Size 10	160	1	11 0817



1000 V T-HANDLE NUT DRIVER

according to DIN 7440, made of molybdenum vanadium steel, for hex nuts, shaft 200 mm, handle 160 mm

Size 13		1	11 0836
Size 17		1	11 0840
Size 19		1	11 0842



Shaft 300 mm, handle 160 mm

Size 13		1	11 0856
Size 17		1	11 0860
Size 19		1	11 0862

1000 V SOCKETS

according to DIN 7448



Size 8	28	1	11 2520
Size 10	28	1	11 2522
Size 11	28	1	11 2523
Size 13	28	1	11 2525
Size 14	28	1	11 2526
Size 15	28	1	11 2527
Size 16	28	1	11 2528
Size 17	28	1	11 2529
Size 18	28	1	11 2530
Size 19	28	1	11 2531
Size 22	28	1	11 2534



1000 V SCREWDRIVER BIT SOCKETS

for screws with hexagon socket (Allen)

Size 4	65	1	11 2560
Size 5	65	1	11 2561
Size 6	65	1	11 2562
Size 8	65	1	11 2563
Size 10	65	1	11 2564

Design	Size mm	PU	CIMCO-item no.
--------	---------	----	----------------

 **1000 V REVERSIBLE RATCHET**

according to DIN 7449

	190	1	11 2570
--	-----	---	---------



 **1000 V EXTENSION**

according to DIN 7434

	125	1	11 2575
	250	1	11 2576



 **1000 V T-HANDLE**


according to DIN 7436

	200	1	11 2580
--	-----	---	---------



INSULATED SCREWING TOOLS

with safety mechanism to prevent unintentional release of the attached tools

 **1000 V SOCKETS**

according to DIN 7448

Size 10	50	1	11 2600
Size 11	50	1	11 2602
Size 12	50	1	11 2604
Size 13	50	1	11 2606
Size 14	50	1	11 2608
Size 15	50	1	11 2609
Size 16	50	1	11 2611
Size 17	50	1	11 2610
Size 18	50	1	11 2613
Size 19	50	1	11 2612
Size 20	50	1	11 2615
Size 21	50	1	11 2617
Size 22	50	1	11 2614
Size 24	50	1	11 2616
Size 27	50	1	11 2618
Size 32	50	1	11 2622



 **1000 V SCREWDRIVER BIT SOCKETS**






for screws with hexagon socket (Allen)

Size 4	70	1	11 2670
Size 5	70	1	11 2671
Size 6	70	1	11 2672
Size 8	70	1	11 2673
Size 10	70	1	11 2674



- 1
- 2
- 3
- 4
- 5
- 6
- 7
- 8
- 9
- 10
- 11
- 12
- 13
- 14
- 15
- 16
- 17
- 18
- 19
- 20
- 21
- 22
- 23
- 24
- 25
- 26

1
2
3
4
5
6
7
8
9
10
11
12
13
14
15
16
17
18
19
20
21
22
23
24
25
26

Design	Size mm	PU	CIMCO-item no.																														
 <p>1000 V REVERSIBLE RATCHET according to DIN 7449</p>	250	1	11 2628																														
 <p>1000 V EXTENSIONS according to DIN 7434</p>	125 250	1 1	11 2640 11 2642																														
 <p>1000 V 20-PIECE TOOLSET In high-quality raaco,boosser assortment box with fitted hard foam inserts for secure, well-ordered storage of tools.</p> <ul style="list-style-type: none"> • Reversible ratchet 1/2", according to DIN 7449, 250 mm • Extension 1/2", according to DIN 7434, 125 mm • Sockets with 1/2" square socket, according to DIN 7448, SW10, 11, 12, 13, 14, 15, 17, 19 • T nut driver, according to DIN 7440, for hex nuts, shaft 300 mm, handle 160 mm, SW13 • Angled screwdriver, according to DIN 7439, for screws with hexagon socket, SW5, 6, 8 • VDE electrician's screwdriver 3.0 x 0.5 x 100 mm, 4.0 x 0.8 x 100 mm • VDE Phillips cross-head screwdriver PH 1 x 80 mm, PH 2 x 100 mm • VDE Pozidriv crosshead screwdriver PZ 1 x 80 mm, PZ 2 x 100 mm 		1	11 5288																														
 <p>1000 V T-HANDLE according to DIN 7436</p>	200	1	11 2650																														
 <p>1000 V TORQUE WRENCH fully insulated according to DIN EN 60900, VDE 0680/2, with integrated reversible ratchet, adjustable from 5 - 50 Nm</p> <p>with 3/8" square socket</p> <p>5 - 50 Nm</p> <p>with 1/2" square socket</p> <p>5 - 50 Nm</p>	370 370	1 1	11 2581 11 2582																														
 <p>1000 V HOUSE CONNECTION SET, 21 PIECES in a transport and storage case made of impact-resistant plastic, consisting of dip-insulated tools:</p> <p>and bit sockets for:</p> <table border="0"> <tr> <td>1 x Torque wrench 1/4"</td> <td>5 - 25 Nm</td> <td>1 x slot-head screws 4.0 x 0.5 mm</td> </tr> <tr> <td>1 x Extension 1/4"</td> <td>75 mm</td> <td>1 x slot-head screws 5.5 x 0.8 mm</td> </tr> <tr> <td>1 x Extension 1/4"</td> <td>100 mm</td> <td>1 x slot-head screws 6.5 x 1.2 mm</td> </tr> <tr> <td>1 x Extension 1/4"</td> <td>150 mm</td> <td>1 x Phillips crosshead screws PH 1</td> </tr> <tr> <td>1 x Socket wrench insert 1/4"</td> <td>6 mm</td> <td>1 x Phillips crosshead screws PH 2</td> </tr> <tr> <td>1 x Socket wrench insert 1/4"</td> <td>8 mm</td> <td>1 x Crosshead screws combi profile PZ/FL 1</td> </tr> <tr> <td>1 x Socket wrench insert 1/4"</td> <td>10 mm</td> <td>1 x Crosshead screws combi profile PZ/FL 2</td> </tr> <tr> <td>1 x Socket wrench insert 1/4"</td> <td>13 mm</td> <td>1 x Hex socket (Allen) 5 mm</td> </tr> <tr> <td>1 x Socket wrench insert 1/4"</td> <td>14 mm</td> <td>1 x Hex socket (Allen) 6 mm</td> </tr> <tr> <td>2 x Bit holder 1/4"</td> <td></td> <td>1 x Hex socket (Allen) 8 mm</td> </tr> </table>	1 x Torque wrench 1/4"	5 - 25 Nm	1 x slot-head screws 4.0 x 0.5 mm	1 x Extension 1/4"	75 mm	1 x slot-head screws 5.5 x 0.8 mm	1 x Extension 1/4"	100 mm	1 x slot-head screws 6.5 x 1.2 mm	1 x Extension 1/4"	150 mm	1 x Phillips crosshead screws PH 1	1 x Socket wrench insert 1/4"	6 mm	1 x Phillips crosshead screws PH 2	1 x Socket wrench insert 1/4"	8 mm	1 x Crosshead screws combi profile PZ/FL 1	1 x Socket wrench insert 1/4"	10 mm	1 x Crosshead screws combi profile PZ/FL 2	1 x Socket wrench insert 1/4"	13 mm	1 x Hex socket (Allen) 5 mm	1 x Socket wrench insert 1/4"	14 mm	1 x Hex socket (Allen) 6 mm	2 x Bit holder 1/4"		1 x Hex socket (Allen) 8 mm	255 x 210 x 45	1	17 0362
1 x Torque wrench 1/4"	5 - 25 Nm	1 x slot-head screws 4.0 x 0.5 mm																															
1 x Extension 1/4"	75 mm	1 x slot-head screws 5.5 x 0.8 mm																															
1 x Extension 1/4"	100 mm	1 x slot-head screws 6.5 x 1.2 mm																															
1 x Extension 1/4"	150 mm	1 x Phillips crosshead screws PH 1																															
1 x Socket wrench insert 1/4"	6 mm	1 x Phillips crosshead screws PH 2																															
1 x Socket wrench insert 1/4"	8 mm	1 x Crosshead screws combi profile PZ/FL 1																															
1 x Socket wrench insert 1/4"	10 mm	1 x Crosshead screws combi profile PZ/FL 2																															
1 x Socket wrench insert 1/4"	13 mm	1 x Hex socket (Allen) 5 mm																															
1 x Socket wrench insert 1/4"	14 mm	1 x Hex socket (Allen) 6 mm																															
2 x Bit holder 1/4"		1 x Hex socket (Allen) 8 mm																															

Design	Size mm	PU	CIMCO-item no.
--------	---------	----	----------------

1000 V OPEN-ENDED SPANNER

according to DIN 7446, made of chrome vanadium steel, 15° offset

Size 8	105	1	11 2704
Size 9	105	1	11 2706
Size 10	105	1	11 2708
Size 11	115	1	11 2710
Size 12	125	1	11 2712
Size 13	132	1	11 2714
Size 14	140	1	11 2716
Size 15	150	1	11 2718
Size 16	160	1	11 2719
Size 17	160	1	11 2720
Size 18	165	1	11 2721
Size 19	170	1	11 2722
Size 22	195	1	11 2724
Size 24	220	1	11 2726
Size 27	230	1	11 2728
Size 30	240	1	11 2730
Size 32	240	1	11 2732



1000 V RING SPANNER

according to DIN 7447, made of chrome vanadium steel, deep-offset

Size 8	155	1	11 2754
Size 10	165	1	11 2758
Size 11	175	1	11 2760
Size 12	185	1	11 2762
Size 13	190	1	11 2764
Size 14	200	1	11 2766
Size 15	210	1	11 2768
Size 16	210	1	11 2769
Size 17	210	1	11 2770
Size 18	220	1	11 2771
Size 19	230	1	11 2772
Size 22	250	1	11 2774
Size 24	270	1	11 2776
Size 27	300	1	11 2778
Size 30	300	1	11 2780



1000 V RATCHET RING SPANNERS

according to DIN 3110 / ISO 3318 (torque) made of chrome vanadium steel.

Ratchet mechanism with fine gearing (72 teeth) and a reset angle of 5° (shank angle).

Change from clockwise to counterclockwise rotation by simply turning over the spanner.

Wrench size across flats

10 mm	Weight 56 g	1	11 2740
13 mm	Weight 80 g	1	11 2742
14 mm	Weight 56 g	1	11 2744
17 mm	Weight 80 g	1	11 2746
19 mm	Weight 56 g	1	11 2748



Design	Weight	External dim. W/L/H	PU	CIMCO-item no.
--------	--------	---------------------	----	----------------


EQUIPPED VDE TOOL BAGS

TOOL ASSORTMENT VDE TOOL BAG



Double stitched, Electricians's protective gloves protected by reinforced dividing walls in the middle section, Aluminium edges for case strengthening, specially for safety tools and safety devices, all outer edges reinforced with aluminium corners. Side parts, front and back wall, bottom and cover with extra reinforcement, front and back wall can be unfolded to a 90° angle. Lockable key locks, lateral closures, heavy cleat carrying handle, numerous tool pockets, document compartment, lateral loops for shoulder strap, floor studs, foam inserts with recesses for spanner sockets. Particularly safe storage of electricians safety gloves and NH safety handle with two reinforced dividing walls.


VDE tool bag, signal red	1	17 0078
1000 V plastic flat nose pliers, 200 mm	1	10 0796
1000 V Telephone pliers with straight jaws 200 mm, DIN ISO 5745	1	10 8778
1000 V Telephone pliers with bent jaws 200 mm, DIN ISO 5745	1	10 8780
1000 V Combination pliers with flat jaws 185 mm, DIN ISO 5746	1	10 8782
1000 V high-leverage diagonal cutting pliers 200 mm, DIN ISO 5749, soft and hard wires	1	10 8784
1000 V Wire stripper with adjusting screw 160 mm, for conductors 0.75 - 6 mm ²	1	10 8790
1000 V Offset screwdriver size 5, DIN EN 60900/VDE 0680 Part 2	1	11 0804
1000 V Offset screwdriver size 6, DIN EN 60900/VDE 0680 Part 2	1	11 0806
Voltage tester up to 690 V, LED display	1	11 1432
1000 V socket wrench insert DIN 7448, size 10, 1/2 inch square socket	1	11 2600
1000 V socket wrench insert DIN 7448, size 11, 1/2 inch square socket	1	11 2602
1000 V socket wrench insert DIN 7448, size 13, 1/2 inch square socket	1	11 2606
1000 V socket wrench insert DIN 7448, size 14, 1/2 inch square socket	1	11 2608
1000 V socket wrench insert DIN 7448, size 17, 1/2 inch square socket	1	11 2610
1000 V socket wrench insert DIN 7448, size 19, 1/2 inch square socket	1	11 2612
1000 V Reversible ratchet, 1/2 inch	1	11 2628
1000 V T-handle, 1/2 inch	1	11 2650
1000 V Open-ended spanner size 10 105 mm, DIN 7446, 15° cranked	1	11 2708
1000 V Open-ended spanner size 13 132 mm, DIN 7446, 15° cranked	1	11 2714
1000 V Open-ended spanner size 17 160 mm, DIN 7446, 15° cranked	1	11 2720
1000 V Open-ended spanner size 19 170 mm, DIN 7446, 15° cranked	1	11 2722
1000 V Open-ended spanner size 22 195 mm, DIN 7446, 15° cranked	1	11 2724
1000 V slot-head screwdriver DIN EN 60900 2.5 x 0.4 mm 160 mm	1	11 7701
1000 V slot-head screwdriver DIN EN 60900 4.0 x 0.8 mm 185 mm	1	11 7704
1000 V slot-head screwdriver DIN EN 60900 6.5 x 1.2 mm 245 mm	1	11 7706
1000 V slot-head screwdriver DIN EN 60900 8.0 x 1.2 mm 285 mm	1	11 7708
1000 V cross-head Screwdriver 80 mm PH 1 DIN 7438	1	11 7731
1000 V cross-head Screwdriver 100 mm PH 2 DIN 7438	1	11 7732
1000 V nut driver 220 mm DIN 7445 5.5 x 125 mm	1	11 7805
1000 V nut driver 235 mm DIN 7445 7.0 x 125 mm	1	11 7807
1000 V nut driver 235 mm DIN 7445 8.0 x 125 mm	1	11 7808
1000 V nut driver 235 mm DIN 7445 10.0 x 125 mm	1	11 7810
1000 V One-hand cable shears 160 mm for cables up to 16 mm	1	12 0206
1000 V Safety cable stripping knife, straight strong blade, blade length 50 mm	1	12 1042
1000 V protection slip-on snout size 1 holder 10 mm max. diameter	5	14 0166
1000 V protection slip-on snout size 2 holder 10 mm max. diameter	5	14 0168
1000 V protection slip-on snout size 3 holder 10 mm max. diameter	5	14 0170
Plastic clip, 160 mm	2	14 0180
1000 V Electrical safety gloves, size 10, length 410 mm, material thickness 1.0 mm	1	14 0214
Insulating tape universal DIN EN 60454, colour red 25 mm x 25 m	1	16 0145
Equipped bag	13.500 g	480/220/380 mm
		1
		17 0378



TOOL ASSORTMENT AND DOCUMENT BAG “LIVE-LINE WORKING”

Tool bag for service technicians, perfect for smaller maintenance and installation work, 3 pockets for business cards, 2 elastic holders for mobile phone, measuring tape, small tools etc., 18 pockets of different size for tools of any kind, 4 ring binders for catalogues and other documents. Removable clipboard with the following features: clipboard up to max. DIN A4 papers, elastic pen-holder, 9 elastic holders of different size for writing utensils, screwdrivers, small tools etc., zipped bag for small utensils. DIN A4 document compartment on the front with hook & loop fastener on the front, 2 carrying handles.

Tool and document bag for service technician			1	17 5130
1000 V Telephone pliers with straight jaws 200 mm, DIN ISO 5745			1	10 8778
1000 V Combination pliers with flat jaws 185 mm			1	10 8782
1000 V high-leverage diagonal cutting pliers 200 mm, soft and hard wires			1	10 8784
1000 V Wire stripper adjusting screw 160 mm, for conductors 0.75 - 6 mm ²			1	10 8790
1000 V slot-head screwdriver 2.5 x 0.4 mm 160 mm			1	11 7701
1000 V slot-head screwdriver 4.0 x 0.8 mm 185 mm			1	11 7704
1000 V slot-head screwdriver 6.5 x 1.2 mm 245 mm			1	11 7706
1000 V slot-head screwdriver 8.0 x 1.2 mm 285 mm			1	11 7708
1000 V cross-head Screwdriver 80 mm PH 1			1	11 7731
1000 V cross-head Screwdriver 100 mm PH 2			1	11 7732
1000 V Safety cable stripping knife, straight strong blade, 50 mm			1	12 1042
Equipped bag	2.360 g	385/70/290 mm	1	17 0360



Design	Weight	External dim L/W/H	Intl. dim L/W/H1/H2/H#	PU	CIMCO-item no.
--------	--------	--------------------	------------------------	----	----------------

EQUIPPED VDE TOOL CASES

TOOL CASE DIAMANT 45 „ELECTRO 1000 V“


Contains a tool board with tool insertion slots and a tool board with tool insertion straps in the lid, carrying capacity of up to 45 kg. Case shells have an additional aluminium frame for absolute torsional stiffness.

Tool case DIAMANT 45, red				1	17 8176
1000 V plastic flat nose pliers, 200 mm				1	10 0796
1000 V telephone pliers with straight jaws, DIN ISO 5745, 200 mm				1	10 8778
1000 V telephone pliers with bent jaws, DIN ISO 5745, 200 mm				1	10 8780
1000 V combination pliers, DIN ISO 5746, 185 mm, with flat jaws				1	10 8782
1000 V high-leverage diagonal cutting pliers, DIN ISO 5749, 200 mm, soft and hard wires				1	10 8784
1000 V Wire stripper with adjusting screw 160 mm, for conductors 0.75 - 6 mm ²				1	10 8790
1000 V Offset screwdriver size 5, DIN EN 60900/VDE 0680 Part 2				1	11 0804
1000 V Offset screwdriver size 6, DIN EN 60900/VDE 0680 Part 2				1	11 0806
Voltage tester up to 690 V, LED display				1	11 1432
1000 V socket wrench insert size 10, DIN 7448, 1/2 inch square socket				1	11 2600
1000 V socket wrench insert size 11, DIN 7448, 1/2 inch square socket				1	11 2602
1000 V socket wrench insert size 13, DIN 7448, 1/2 inch square socket				1	11 2606
1000 V socket wrench insert size 14, DIN 7448, 1/2 inch square socket				1	11 2608
1000 V socket wrench insert size 17, DIN 7448, 1/2 inch square socket				1	11 2610
1000 V socket wrench insert size 19, DIN 7448, 1/2 inch square socket				1	11 2612
1000 V reversible ratchet, DIN 7449, 1/2 inch				1	11 2628
1000 V T-handle, 1/2 inch				1	11 2650
1000 V open-ended spanner size 10, 105 mm, DIN 7446, 15° cranked				1	11 2708
1000 V open-ended spanner size 13, 132 mm, DIN 7446, 15° cranked				1	11 2714
1000 V open-ended spanner size 17, 160 mm, DIN 7446, 15° cranked				1	11 2720
1000 V open-ended spanner size 19, 170 mm, DIN 7446, 15° cranked				1	11 2722
1000 V open-ended spanner size 22, 195 mm, DIN 7446, 15° cranked				1	11 2724
1000 V slot-head screwdriver 160 mm, DIN EN 60900, 2.5 x 0.4 mm				1	11 7701
1000 V slot-head screwdriver 185 mm, DIN EN 60900, 4.0 x 0.8 mm				1	11 7704
1000 V slot-head screwdriver 245 mm, DIN EN 60900, 6.5 x 1.2 mm				1	11 7706
1000 V slot-head screwdriver 285 mm, DIN EN 60900, 8.0 x 1.2 mm				1	11 7708
1000 V screwdriver PH 1, 7438 mm, 80 mm				1	11 7731
1000 V screwdriver PH 2, 7438 mm, 100 mm				1	11 7732
1000 V nut driver 220 mm, DIN 7445 5.5 x 125 mm				1	11 7805
1000 V nut driver 235 mm, DIN 7445 7.0 x 125 mm				1	11 7807
1000 V nut driver 235 mm, DIN 7445 8.0 x 125 mm				1	11 7808
1000 V nut driver 235 mm, DIN 7445 10.0 x 125 mm				1	11 7810
1000 V One-hand cable shears 160 mm for cables up to 16 mm				1	12 0206
1000 V safety cable stripping knife, straight strong blade, 50 mm				1	12 1042
1000 V protection slip-on snout, size 1, holder 10 mm max. diameter				5	14 0166
1000 V protection slip-on snout, size 2, holder 10 mm max. diameter				5	14 0168
1000 V protection slip-on snout, size 3, holder 10 mm max. diameter				5	14 0170
Plastic clip, 160 mm				2	14 0180
Electrical safety gloves 1000 V, size 10, length 410 mm, material thickness 1.0				1	14 0214
Insulating tape universal, DIN EN 60454, colour red, 25 mm x 25 m				1	16 0145
Case equipped	13.000 g	498/430/235 mm	420/340/50/100/150 mm	1	17 5370



- 1
- 2
- 3
- 4
- 5
- 6
- 7
- 8
- 9
- 10
- 11
- 12
- 13
- 14
- 15
- 16**
- 17
- 18
- 19
- 20
- 21
- 22
- 23
- 24
- 25
- 26

Design	Weight	External dim L/W/H	Intl. dim L/W/H1/H2/H#	PU	CIMCO-item no.
GIGANT-TOOL CASE-TROLLEY E-MOBILITY					
Gigant-Tool case-Trolley RED				1	17 0096
Torque wrench 1/4", 5 – 25 Nm				1	11 3482
Extension 1/4", 75 mm				1	11 3475
Extension 1/4", 100 mm				1	11 3476
Extension 1/4", 150 mm				1	11 3477
Set of socket wrenches 1/4", 6 mm				1	11 3420
Set of socket wrenches 1/4", 7 mm				1	11 3422
Set of socket wrenches 1/4", 8 mm				1	11 3424
Set of socket wrenches 1/4", 10 mm				1	11 3426
Set of socket wrenches 1/4", 11 mm				1	11 3428
VDE torque screwdriver set, 9-piece				1	11 4806
Magnetic pins				1	11 1624
Magnetic pick-up tool, insulated				1	11 1626
1000 V cover cloths, 1200 x 1200 x 1,6 mm				1	14 0158
1000 V plastic clip, 160 mm				1	14 0180
1000 V slip-on snouts Nr. 1				1	14 0166
1000 V slip-on snouts Nr. 2				1	14 0168
1000 V slip-on snouts Nr. 3				1	14 0170
1000 V slip-on snouts, ø 10 mm				1	14 0172
1000 V slip-on snouts, ø 20 mm				1	14 0174
Warning signs				1	14 2018
1000 V ELEKTRO-MEGA-DRIVE screwdriver set, 13-piece				1	11 7000
1000 V open-ended spanner, SW 8				1	11 2704
1000 V open-ended spanner, SW 10				1	11 2708
1000 V open-ended spanner, SW 13				1	11 2714
1000 V open-ended spanner, SW 17				1	11 2720
1000 V open-ended spanner, SW 19				1	11 2722
1000 V open-ended spanner, SW 22				1	11 2724
1000 V combination pliers, 185 mm with flat jaws				1	10 8782
1000 V plastic telephone pliers, 180 mm				1	10 0790
1000 V plastic grip pliers, 180 mm				1	10 0792
1000 V telephone pliers with bent jaws, 200 mm				1	10 8780
1000 V telephone pliers with straight jaws 200 mm				1	10 8778
1000 V diagonal pliers, 160 mm				1	10 8786
Insulating tape universal DIN EN 60454, colour red 25 mm x 25 m				1	16 0145
AC/DC voltage tester to 690 V				1	11 1429
1000 V electrical safety gloves, size 10				1	14 0214
Work glove „Trikot“, size 10				1	14 1278
Insulating overshoes, Gr. 43 – 46				1	14 0228
1000 V electrician protective face mask				1	14 0206
Case equipped	22.350 g	630/478/293 mm	538/405/180/60/240 mm	1	17 6836
Can be ordered as an option (not included in the case as standard):					
1000 V insulating mat, 1000 x 1000 x 3 mm				1	14 0224
Insulated telescopic rod (45 kV)				1	14 0296
Rescue hook with voltage indicator (127 V - 90 kV)				1	14 0298
1000 V cable cutter				1	12 0182
Electrician boots, Gr. 43				1	14 0220



THE SPECIALIST FOR VERY SPECIAL REQUIREMENTS

By the year 2030, the Federal government in Germany would like around 10 million electric cars to be registered, which inevitably means that the number of breakdowns in this area will also increase over the coming years. To fix these, you need specific equipment which is suitable for working on live parts.

The 40-part Gigant E-Mobility tool case trolley provides you with a solid basis of VDE tools which are especially designed for repairing electric cars, personal protective equipment, and accessories. It guarantees safe storage of your high quality tools, protected from water and dust. This means that nothing stands in the way of safe repair by an expert.

Robust tool case for punishing everyday use, According to IP67, protected from dust and water, airtight, shock-proof, acid and pressure resistant, acid-resistant bolts in the hinge area. The rubber seal in the case shell protect the content of the case from external influences.

- 2 clamp locks on the sides as well as two on the front with the new 2-stage mechanism for easier opening
- 3 extremely wide and sturdy handles ensure for optimal carrying comfort. The trolley handle can be locked in the top and bottom position to make it easier to roll along.
- Equipped with 2 tool boards, both in the case lid and in the bottom shell; lower tool board in the bottom shell rests on partitions, second tool board is secured with 50 mm spacing from the bottom one, resting on four metal brackets.



- 1
- 2
- 3
- 4
- 5
- 6
- 7
- 8
- 9
- 10
- 11
- 12
- 13
- 14
- 15
- 16
- 17
- 18
- 19
- 20
- 21
- 22
- 23
- 24
- 25
- 26

Design	Size mm	PU	CIMCO-item no.
--------	---------	----	----------------

1

2

3

4

5

6

7

8

9

10

11

12

13

14

15

16

17

18

19

20

21

22

23

24

25

26



WRENCH FOR SET SCREWS FOR FUSES AND FOR CONTACT SCREWS

combination, re-insert to use for set screws for fuses 2 - 63 A, haft made of insulation material

Diased	105	1	14 0102
--------	-----	---	---------

1000 V COVER CLOTHS

ozone and weather resistance, excellent flame resistance, resistant to grease and acid, temperature resistant from - 40 °C to +100 °C, no ageing inhibitor necessary, for covering current-carrying parts,




According to IEC 61112	L x W x H mm		
△ 1000 V	600 x 600 x 1.6	1	14 0154
△ 1000 V	1000 x 1000 x 1.6	1	14 0156
△ 1000 V	1200 x 1200 x 1.6	1	14 0158
△ 1000 V	Roll 10 m x 1 m x 1.6 mm	1	14 0157

VDE 0682-511:2010-03, DIN EN 61112:2009

△ 1000 V	600 x 600 x 1.6	1	14 0159
△ 1000 V	1000 x 1000 x 1.6	1	14 0160
△ 1000 V	1200 x 1200 x 1.6	1	14 0161
△ 1000 V	Roll 10 m x 1 m x 1.6 mm	1	14 0162

1000 V INSULATING MAT

Protective mats for electrical switch rooms, resistant against weathering, ozone, light, acids, oil and fire-resistant (UL 94 V-0). The 3 mm thick mat has a dielectric strength of the test voltage class 0 (1000 V), a raised, made from grey polymer, grippy surface (ribbed) for increased surefootedness, temperature stability from -30°C to +70°C.



According to IEC 61112	L x W x H mm		
△ 1000 V	1000 x 1000 x 3 mm	1	14 0224
△ 1000 V	10 m x 1 m x 3 mm	1	14 0225
△ 1000 V	5 m x 1 m x 3 mm	1	14 0295

VDE 0680-1:2010-04, DIN EN 61111:2009

△ 1000 V	1000 x 1000 x 3 mm	1	14 0217
△ 1000 V	10 m x 1 m x 3 mm	1	14 0218
△ 1000 V	5 m x 1 m x 3 mm	1	14 0287



1000 V PLASTIC CLIP

plastic clip for attaching cover sheets

	Length mm		
	80	1	14 0179
	160	1	14 0180

1000 V SLIP-ON SNOOTS

conical, to protect bare, current-carrying parts, numbered: No. 1 - 2 - 3



	Holder ø max.			
Nr. 1	10 mm	80	1	14 0166
Nr. 2	10 mm	80	1	14 0168
Nr. 3	10 mm	80	1	14 0170

1000 V SLIP-ON SNOOTS

self clamping, with sleeve, not numbered



	Holder ø			
	10 mm	75	1	14 0172
	20 mm	100	1	14 0174
	30 mm	120	1	14 0176

Design	Size mm	PU	CIMCO-item no.
--------	---------	----	----------------

1000 V INSULATING PROTECTIVE CAP

made of soft PVC, wing length 80 mm

	L x H mm		
with two wings	300 x 160	1	14 0185



SPREADING WEDGE

made of plastic

without groove	163 x 16 x 35	1	14 0198
----------------	---------------	---	---------



1000 V CLEANING BRUSH

fully plastic design	L 420 x W 25	1	14 0260
	L 420 x W 35	1	14 0261



1000 V ELECTRICIAN AND INDUSTRIAL HARDHATS

DIN EN 397 CE, DIN EN 50365, material HDPE (polyethylene), electrical protection up to 1000 V AC and 1500 V DC, 30 mm slot for attachment of hearing or face protection, hygienic forehead sweatband, for head sizes 54 - 61 cm, weight: 322 g

yellow		1	14 0200
blue		1	14 0201
white		1	14 0202
red		1	14 0203



4-POINT CHIN STRAP MADE OF ELASTIC MATERIAL

to attach to an electrician hardhat. Ensures a secure hold e.g. in high wind, when working at height. etc.

		1	14 0268
--	--	---	---------



CIMCO-1000 V FACE SHIELD CLASS 1

Electricians face protection of the latest generation, lightweight, ideal weight distribution on the helmet, service life up to 10 years. arc fault tested according to DGUV GS-ET-29, class 1 (APC 1), DIN EN 166, „personal eye protection“, natural color reproduction due to clear, non-colored visor >95%, universal holder fits standard electricians safety helmets

crystal clear		1	14 0252
---------------	--	---	---------



CIMCO-1000 V FACE SHIELD CLASS 2

Electricians face protection of the latest generation, lightweight, transparent chin guard, ideal weight distribution on the helmet, service life up to 10 years. arc fault tested according to DGUV GS-ET-29, class 2 (APC 2), DIN EN 166, „personal eye protection“, natural color reproduction due to clear, non-colored visor >95%, universal holder suitable for standard electrician's safety helmets, anti-fog spray included in delivery

crystal clear		1	14 0253
---------------	--	---	---------



1000 V ELECTRICIAN PROTECTIVE FACE HOOD

according to DIN EN 166, use as arc flash face protection with ear protection during short-term switching activities as well as other energised work (e.g., on distributor cabinets, home junction boxes, during meter changes, pulling and installing NH fuses, creating a T-socket, etc.), not to be used with energised work on non-insulated, overhead lines and on equipment with risk of contact to active parts, type and CE tested

		1	14 0206
--	--	---	---------



- 1
- 2
- 3
- 4
- 5
- 6
- 7
- 8
- 9
- 10
- 11
- 12
- 13
- 14
- 15
- 16
- 17
- 18
- 19
- 20
- 21
- 22
- 23
- 24
- 25
- 26

Design	PU	CIMCO-item no.
--------	----	----------------



1000 V ELECTRICIAN BOOTS

premium safety boots made of a PVC-nitrile mixture, tested according to EN 345-SB, EN 50321.1999 class 0

Shoe size 42	1 Pair	14 0219
Shoe size 43	1 Pair	14 0220
Shoe size 44 - 45	1 Pair	14 0221
Shoe size 46	1 Pair	14 0222

INSULATING OVERSHOES

for energised electrical work indoors on firm ground (e.g., energised meter changes, meter disconnection activities, work on interior cable distributors). The galoshes serve as a comparable replacement for position insulation to 1000 V AC/1500 V DC. Use in wet conditions, on ladders and outdoors, especially in cable trenches is not permitted, nor is work where earth contact with other body parts cannot be ruled out (e.g., while working on your knees). Comfortable and quick attachment to normal shoes via 2 hook & loop fasteners in the front area along with a snap-in strap for the heel, type tested on the basis of DIN EN 50 321.



For sole length	approx. shoe size	Interior length		
280 to 300 mm	40 to 43	300 mm	1 Pair	14 0227
300 to 320 mm	43 to 46	320 mm	1 Pair	14 0228

★ TOPSELLER ★



1000 V NH SAFETY HANDLE

according to VDE 0680/4, with anti-slip protection and protective guard of smooth, impregnated leather. For NH fuses sizes 00-3

	1	14 0210
--	---	---------

ELECTRICAL SAFETY GLOVES

according to DIN EN 60903, with test mark, made of natural latex, anatomical fit, best flexibility



Size	Working-voltage	Test-voltage	Length mm	Class	Material thickness mm		
9	500 V	2 500 V	360	00	0.5	1 Pair	14 0237
10	500 V	2 500 V	360	00	0.5	1 Pair	14 0238
11	500 V	2 500 V	360	00	0.5	1 Pair	14 0239
9	1 000 V	5 000 V	360	0	1.0	1 Pair	14 0215
10	1 000 V	5 000 V	360	0	1.0	1 Pair	14 0214
11	1 000 V	5 000 V	360	0	1.0	1 Pair	14 0240
9	7 500 V	10 000 V	360	1	1.5	1 Pair	14 0245
10	7 500 V	10 000 V	360	1	1.5	1 Pair	14 0244
11	7 500 V	10 000 V	360	1	1.5	1 Pair	14 0243
9	17 000 V	20 000 V	360	2	2.3	1 Pair	14 0247
10	17 000 V	20 000 V	360	2	2.3	1 Pair	14 0246
11	17 000 V	20 000 V	360	2	2.3	1 Pair	14 0242
11	26 500 V	30 000 V	360	3	2.9	1 Pair	14 0241

STORAGE BOX FOR ELECTRICAL SAFETY GLOVES

for transport or secure storage in vehicles or toolboxes, made of impact-resistant insulating material. Dimensions: 476 x 224 x 100 mm, weight 320 g



	1	14 0150
--	---	---------

Design	PU	CIMCO-item no.
--------	----	----------------

WORK GLOVE „TRIKOT“

Knitted glove with knitted cuff, nylon/cotton, without coating, wearable on both sides, according to DIN EN 388/EN407

Size	Colour	Hem colour	Gauge		
8/M	white	black	10	1 Pair	14 1276
9/L	white	red	10	1 Pair	14 1277
10/XL	white	white	10	1 Pair	14 1278
11/XXL	white	grey	10	1 Pair	14 1279



WORK GLOVE „STANDARD SKINNY FLEX“

Knitted glove with knitted cuff, partially coated on palm and fingertips, top quality with perfect wearing comfort and dexterity, **very slip resistant**, according to DIN EN 388

Size	Colour	Hem colour	Gauge		
8/M	black/grey	black	15	1 Pair	14 1225
9/L	black/grey	red	15	1 Pair	14 1266
10/XL	black/grey	white	15	1 Pair	14 1267
11/XXL	black/grey	grey	15	1 Pair	14 1268



WORK GLOVE „SKINNY SOFT“

Nylon glove with knitted cuff and PU coating, partially coated on palm and fingertips, **very close fitting**, according to DIN EN 388

Size	Colour	Hem colour	Gauge		
8/M	grey	black	13	1 Pair	14 1248
9/L	grey	red	13	1 Pair	14 1260
10/XL	grey	white	13	1 Pair	14 1261
11/XXL	grey	grey	13	1 Pair	14 1262



WORK GLOVE „SKINNY SOFT WHITE“

Nylon glove with knitted cuff and PU coating, partially coated on palm and fingertips, **very close fitting**, according to DIN EN 388

Size	Colour	Hem colour	Gauge		
8/M	white	black	13	1 Pair	14 1281
9/L	white	red	13	1 Pair	14 1263
10/XL	white	white	13	1 Pair	14 1264
11/XXL	white	grey	13	1 Pair	14 1265



WORK GLOVE „GRIP FLEX“

Knitted glove with knitted cuff and special coating, **nitrile nubs on palm and fingertips** for perfect dexterity and high grip, high wearing comfort and very slip-resistant, Standard 100 by OEKO-TEX®, according to DIN EN 388

Size	Colour	Hem colour	Gauge		
8/M	black/red	black	13	1 Pair	14 1229
9/L	black/red	red	13	1 Pair	14 1230
10/XL	black/red	white	13	1 Pair	14 1231
11/XXL	black/red	grey	13	1 Pair	14 1233



WORK GLOVE „SKINNY TOUCH“

Nylon glove with knitted cuff and PU coating, partially coated on palm and fingertips, very close fitting with high grip feeling, according to DIN EN 388, **suitable for touchscreens**

Size	Colour	Hem colour	Gauge		
8/M	black/red	black	18	1 Pair	14 1235
9/L	black/red	red	18	1 Pair	14 1237
10/XL	black/red	white	18	1 Pair	14 1238
11/XXL	black/red	grey	18	1 Pair	14 1239



1

Design

PU

CIMCO-item no.

2

**NEW!****WORK GLOVE „WORKER 2.0“**

Mechanic's glove with **velcro wrist closure**, premium quality, inner surface made of supple and durable **nappa leather**, high-quality textile back, unlined, breathable, very good sense of touch, perfect fit, according to DIN EN 388

Size	Colour	Hem colour	Gauge		
8/M	black/white	black	-	1 Pair	14 1244
9/L	black/white	red	-	1 Pair	14 1245
10/XL	black/white	white	-	1 Pair	14 1246
11/XXL	black/white	grey	-	1 Pair	14 1247

6

**NEW!****WORK GLOVE „WINTER SOFT“**

Winter glove made of nylon with knitted cuff, terry loop fabric inside, with double coating: lower coating of latex fully coated, upper coating of latex sanded, partially coated on palm and fingertips, extremely soft and supple, perfect flexibility, highest dexterity, according to DIN EN 388, **water-repellent**

Size	Colour	Hem colour	Gauge		
8/M	dark red/black	black	15	1 Pair	14 1240
9/L	dark red/black	red	15	1 Pair	14 1241
10/XL	dark red/black	white	15	1 Pair	14 1242
11/XXL	dark red/black	grey	15	1 Pair	14 1243

11

**NEW!****WORK GLOVE „NITRIL“**

Nitrile glove with knitted cuff, polyester with **3/4 nitrile coating**, according to DIN EN 388

Size	Colour	Hem colour	Gauge		
8/M	yellow/white	black	-	1 Pair	14 1272
9/L	yellow/white	red	-	1 Pair	14 1273
10/XL	yellow/white	white	-	1 Pair	14 1274
11/XXL	yellow/white	grey	-	1 Pair	14 1275

15

**SAFETY GLASSES EXPLORER**

according to EN 166 5-3.1 1F

Base model with clear protective lens, scratch-resistant

		1	14 0205
--	--	---	---------

17

**SAFETY GLASSES STANDARD FRAME**

black frame, clear lens, scratch-resistant, EN 166 1 F

		1	14 1284
--	--	---	---------

19

**PANORAMA SAFETY GOGGLES**

according to DIN EN 166, with a 140° field of view, weight only 115 g,

		1	14 0272
--	--	---	---------

22

23

**EAR MUFFS**

CE according to EN241-1

Flat ear muffs, seal cushion gentle to skin, head piece with comfortable foam cushion, comfortable for all head sizes due to sliding mechanism, pleasant contact pressure thanks to two-point attachment and optimised tension force. Highest comfort, even when worn for long periods of time.

medium noise protection (yellow)		1	14 0274
----------------------------------	--	---	---------

25

26



for attaching to electrician hardhat CIMCO Article No. 14 0200 et seq.

medium noise protection (yellow)		1	14 0275
----------------------------------	--	---	---------

Design	Size mm	PU	CIMCO-item no.
--------	---------	----	----------------

EAR PLUGS

5 pairs of washable foam rubber ear plugs for multiple use, level range: high 30 dB(A), medium 24 dB(A), low 22 dB(A), SNR value: 28 dB(A), 43.6 dB(A) at 4000 Hz, according to EN 352

		1	14 0279
--	--	---	---------



REUSABLE EAR PLUGS

with linear damping, contact to the surrounding environment is retained (good speech intelligibility) despite this, prevents harmful noise exposure, excellent fit, for low noise level area (insulation value SNR 20), removable strap

		1 Pair	14 0280
--	--	--------	---------



RESPIRATORS

The penetration of the particle filtering half mask must meet the following requirements:

Classification	Maximum penetration of test aerosols
FFP1	20 %
FFP2	6 %
FFP3	1 %

RESPIRATOR FFP1

According to DIN EN 149, protection classification FFP1 (particle filter class P1 DIN 58645), CE-certified, lightweight design, skin-friendly, adjustable elastic band, individually packed.

		1	14 0282
--	--	---	---------



RESPIRATOR FFP2

According to DIN EN 149:2001 + A1:2009, protection classification FFP2, CE-certified, skin-friendly, with elastic band, individually packed.

		1	14 0286
--	--	---	---------



RESPIRATOR FFP2 WITH VALVE

According to DIN EN 149:2001 + A1:2009, protection classification FFP2, CE-certified, skin-compatible, with elastic band and exhalation valve, individually packed.

		1	14 0284
--	--	---	---------



RESPIRATOR FFP3 WITH VALVE

According to DIN EN 149:2001 + A1:2009, protection classification FFP3, CE-certified, robust mask, skin-friendly, with rubber band and exhalation valve, individually packed.

		1	14 1280
--	--	---	---------



MOUTH-NOSE PROTECTION „OP-MASK“

Dust and bacteria protection, textile material with polypropylene content, skin-friendly, with elastic band.

		50	14 0288
--	--	----	---------



1
2
3
4
5
6
7
8
9
10
11
12
13
14
15
16
17
18
19
20
21
22
23
24
25
26

- 1
- 2
- 3
- 4
- 5
- 6
- 7
- 8
- 9
- 10
- 11
- 12
- 13
- 14
- 15
- 16
- 17
- 18
- 19
- 20
- 21
- 22
- 23
- 24
- 25
- 26

Design	PU	CIMCO-item no.
--------	----	----------------



OVERALL WHITE/ORANGE

Disposable overalls, comfortable and light to wear, protects against liquid vapour, minor liquid sprays and airborne solid particles, good visibility via clearly visible orange seams, with zipper, hood, arms and legs are closed off by a rubber band, meets Cat. III/Type Typ 4B+5B +6B, anti-static, viral protection test according to EU standard 14126

Size

L	1	14 5026
XL	1	14 5028
XXL	1	14 5030



OVERALL WHITE

Disposable overall with pleasant light wearing comfort, protects against liquid mist, minor liquid splashes and airborne solid particles, with zip, elastic inserts on hood, waist, wrists and ankles, CE-certified. Type 5B+6B, Cat III, EN 14126 anti-static and breathable, lint-free and abrasion-resistant

Size

L	1	14 5032
XL	1	14 5034
XXL	1	14 5036



YOUR PERSONAL SAFETY SET, 4 PIECE

In a practical and sturdy carrying bag	17 0110
Electrician's hardhat	14 0200
Electrician's face guard	14 0252
NH safety handle	14 0210
Electrician's gloves	14 0214
	1 14 0255



★ TOPSELLER ★

YOUR PERSONAL SAFETY SET, 5 PIECE

In a practical and sturdy carrying bag	17 0112
Electrician's hardhat	14 0200
Electrician's face guard	14 0252
NH safety handle	14 0210
Electrician's gloves	14 0214
Insulating mat	14 0224
	1 14 0250



YOUR PERSONAL SAFETY SET, 5 PIECE

In a practical and sturdy carrying bag	17 0110
Electrician's hardhat	14 0200
EXPLORER safety glasses	14 0205
Ear plugs	14 0279
Fine dust mask FFP2	14 0284
Work gloves SOFT	14 0292
	1 14 6817

Design	PU	CIMCO-item no.
--------	----	----------------

PPE BACKPACK, 15 PIECE

15-piece set for your personal safety, comes in a practical and sturdy backpack.
 Content: 1 x Ear plugs (5 Pair), 2 x Respirator FFP2, 1 x Safety glasses EXPLORER,
 10 x Work glove SKINNY SOFT Size 10, 1 x Work glove Standard SKINNY FLEX Size 10

	1	14 6842
--	---	---------

NEW!



SAFETY HARNESS TYPE A

For working in areas with risk of falling, e.g., towers, poles, building overhangs, safety harness with a back attachment ring (according to DIN EN 361) two side attachment rings, (according to DIN EN 358), weight only 1.4 kg.

Suitable for all body sizes	1	14 0455
-----------------------------	---	---------



SAFETY HARNESS TYPE B

Like type A but with a chest loop as front attachment point for better work and two side attachment rings as well as a comfortable 100 mm wide, padded back support, weight 1.5 kg.

Suitable for all body sizes	1	14 0456
-----------------------------	---	---------



SAFETY HARNESS TYPE ECONOMY

Safety harness with chest loop, simple and fast to put on, according to EN 361:200

Suitable for all body sizes	1	14 0460
-----------------------------	---	---------



SAFETY HARNESS TYPE C

Safety harness with elastic waist belt and click closure

Suitable for all body sizes	1	14 0462
-----------------------------	---	---------



SET SAFETY HARNESS ECONOMY

The versatile set comprises the safety harness with chest loop, which can be put on quickly and easily.

The practical rope bag contains:

Safety harness (EN 361:2002)

Fall arrester, mobile, up to 10 m (EN 353-2:2002)

Belt sling, 0.8 m

	1	14 0458
--	---	---------



- 1
- 2
- 3
- 4
- 5
- 6
- 7
- 8
- 9
- 10
- 11
- 12
- 13
- 14
- 15
- 16
- 17
- 18
- 19
- 20
- 21
- 22
- 23
- 24
- 25
- 26

- 1
- 2
- 3
- 4
- 5
- 6
- 7
- 8
- 9
- 10
- 11
- 12
- 13
- 14
- 15
- 16
- 17
- 18
- 19
- 20
- 21
- 22
- 23
- 24
- 25
- 26

Design	Size mm	PU	CIMCO-item no.
--------	---------	----	----------------



SAFETY SET STANDARD 1

Versatile set with a fall arrester, which keeps the fall distance as short as possible through the use of a spring-loaded retracting mechanism, safety harness with additional padding and a load-bearing capacity of up to 140 kg. The practical rope bag contains:
 Safety harness, up to 140 kg (EN 361/358)
 Fall arrester, 2.5 m, with front and rear attachment

		1	14 0470
--	--	---	---------



SAFETY SET STANDARD 2

This set is suitable for safe working on mobile elevated platforms. The combination of safety harness and fall arrester make it indispensable. The practical rope bag contains:
 Safety harness, up to 140 kg (EN 361/358)
 Fall arrester, 1.8 m

		1	14 0472
--	--	---	---------



ELECTRICIAN SAFETY SET STANDARD

This set is intended for use in repair and maintenance work, e.g. working on pitched roofs. The receiver rings in the front and at the sides correspond to the BG [Employer's Liability Insurance Association] guidelines for work in areas with a risk of falling. The stable case of steel sheet contains:
 Safety harness (EN 361/358)
 Belt sling 30 KN - 1 metre
 Running safety lanyard ERGOGRIP

		1	14 0495
--	--	---	---------



ROPE BAG ELECTRICIAN SAFETY SET

This set finds versatile application in construction and industry. The receiver rings correspond to the BG [Employer's Liability Insurance Association] guidelines for work in areas with a risk of falling. The practical rope bag contains:
 Safety harness (EN 361)
 Belt sling 22 KN - 2 metre
 Guided fall arrester MAGIC 15 m

		1	14 0496
--	--	---	---------

Design	Size mm	PU	CIMCO-item no.
--------	---------	----	----------------

GUIDED FALL ARRESTER MAGIC

according to EN 353-2

The small and light fall arrester runs free in both directions. Available in different rope lengths made of 12 mm kernmantle rope.

10 m	1	14 0475
15 m	1	14 0476



SAFETY LANYARD ERGOGRIP

according to EN 358

Safety lanyard for workstation positioning with ergonomically shaped operating element, length 1.5 m and one-hand karabiner, 12 mm kernmantle rope. The rope is fixed to the attachment rings on the harness.

	1	14 0490
--	---	---------



BELT SLING, 25 MM

strong polyamide sling (PA) for industrial use, the round sling is 25 mm wide and has a breaking load of 26 kN.

0.8 m	1	14 0464
1.5 m	1	14 0466



SHOCKYARD FALL DAMPING BELT

according to EN 355, 354

Fall damper and sling in one.

Extremely short falling distance: only 95 cm at a fall factor of 2 (4 m - 100 kg falling weight). Very comfortable as it is very light and flexible over its whole length, primarily for sternal applications. Temperature-resistant to 80 °C, abrasion proof protective shell. Continuous fall arresting due to elastic fibres. During a fall, no shock-creating noise from tearing.

	1	14 0500
--	---	---------



1

2

3

4

5

6

7

8

9

10

11

12

13

14

15

16

17

18

19

20

21

22

23

24

25

26

- 1
- 2
- 3
- 4
- 5
- 6
- 7
- 8
- 9
- 10
- 11
- 12
- 13
- 14
- 15
- 16
- 17
- 18
- 19
- 20
- 21
- 22
- 23
- 24
- 25
- 26

Design	Size mm	PU	CIMCO-item no.
--------	---------	----	----------------



WARNING VEST

as a breakdown vest for car drivers and for use by street crews, in luminous orange (RAL 2005), made of mixed cotton fabric (80% polyester, 20% cotton), with two horizontal 50 mm wide reflective strips all the way around the vest for best visibility, one size, universal size adjustment via hook & loop fastener, according to EN 471

		1	14 2012
--	--	---	---------



WARNING TRIANGLE EURO

officially tested and approved according to EC directive ECE-27R03 in all European countries, optimal warning effect even at night, 4 point stand, folds together, in a plastic tube (445 x 160 x 40 mm), total weight only 1700 g

unfolded 440 x 450 mm		1	14 2014
-----------------------	--	---	---------



CAR FIRST AID KIT

according to DIN 13 164, only for cars, not permitted for commercial operations, in a strong plastic case

	225 x 165 x 70 mm	1	14 2008
Refill pack for car first aid kit according to DIN 13 164		1	14 2009



SAFETY BOX

To protect plug connections on power lines against humidity and moisture, as well as against unintentional separation of the plug connection. Ideally suited for use when working with electrical devices outdoors (garden, camping, construction site, boat, etc.), for the holiday and Christmas lighting, also worth recommending for the protection of small children. Simple handling: open the housing parts of the SAFETY BOX, connect the plug and socket and insert them in the middle, fix the plug connection and then turn on the power. For lines with up to 9 mm diameter, IP 44 splash protected, weight 110 g.

red		1	14 2016
-----	--	---	---------



CUTOUT SWITCH LOCK

The secure locking element which can be used, for example, for fuses. Once the fuse has been deactivated, an insulated electrician's screwdriver (blade max. 4 mm) can be used to fix the Clip block, after this the locking element can be secured against reactivation using a padlock (CIMCO article no. 18 2612) or a multi-locking clamp (CIMCO article no. 18 2616) to prevent the cutout switch from being switched back on. Packaging unit 5 pieces

M3 circuit breaker		1	18 2600
--------------------	--	---	---------

Design	Size mm	PU	CIMCO-item no.
--------	---------	----	----------------

PADLOCK FOR LOCKING DEVICE

with 4 mm brass shackle, base body made of plastic with two-sided locking disc, with a "Do not switch on" prohibition sign (according to VBG 125) and label field.
Delivery includes two keys. Weight 192 g

50 x 6 mm		1	18 2610
50 x 4 mm		1	18 2612



MULTI-LOCKING CLAMP FOR LOCKING ELEMENT

for use with multiple locking elements, with "Do not switch on" prohibition sign (according to VBG 125) and labelling field. Scope of supply: housing with 2 m protection band.

		1	18 2616
--	--	---	---------



ESD SERVICE KIT

practical working mat for mobile application areas, made of sturdy dissipative vinyl material. Equipped with 2 pockets and seamed edges. Delivery including grounding cable 3 m with crocodile clip, wrist band. Bleeder resistance 108 Ohm.

	600 x 650	1	15 0370
--	-----------	---	---------



1

2

3

4

5

6

7

8

9

10

11

12

13

14

15

16

17

18

19

20

21

22

23

24

25

26

PLUMBING TOOLS



Water pump plier
CIMCO-item no. 10 1224

- 1
- 2
- 3
- 4
- 5
- 6
- 7
- 8
- 9
- 10
- 11
- 12
- 13
- 14
- 15
- 16
- 17
- 18
- 19
- 20
- 21
- 22
- 23
- 24
- 25
- 26

- 1
- 2
- 3
- 4
- 5
- 6
- 7
- 8
- 9
- 10
- 11
- 12
- 13
- 14
- 15
- 16
- 17
- 18
- 19
- 20
- 21
- 22
- 23
- 24
- 25
- 26

Design	Size mm	PU	CIMCO-item-no.
--------	---------	----	----------------



WATER PUMP PLIER

according to DIN ISO 8976, with box joint, self-clamping on the tool, with ridged opening (burner hole), manufactured from chrome-vanadium steel.



with handle sleeves	250 mm (10")	1	10 1224
---------------------	--------------	---	---------



FASTGRIP WATER PUMP PLIER

according to DIN ISO 8976 with quick adjustment on the workpiece via push button, easy running, super-fine adjustment via 12 tab locations, ergonomically shaped for the greatest force transmission, self-locking on the workpiece, power conserving, slip-proof design, with box slip joint and double fulcrum, inductively hardened ridged opening and safety lock protection, high-quality tempering, maximum span width 37 mm, weight 392 g.

	240	1	10 1230
--	-----	---	---------



POWERGRIP PLIER WRENCH

parallel gripping pliers with practical push-button adjustment, for working on parallel and flat workpieces such as nuts, bolts, screwed cable glands and thin metal sheets, high transmission ratio with noticeable support of hand power, ergonomic shape, extremely robust, free play joint with continuous, easy-running fine adjustment, chrome-plated with dip insulated handles

Design	Span width	Weight		
180 mm	36 mm	275 g	1	10 1241
250 mm	46 mm	490 g	1	10 1239
300 mm	60 mm	640 g	1	10 1243



EXPRESS SPANNER

fork spanner with M 10 hanger bolt spanner

SW 17 - 19		1	11 4011
------------	--	---	---------



PLUMBING FOUR-WAY SOCKET WRENCH

with offset surfaces, making it suitable for all brands for tap extensions 3/8" - 1/2" - 3/4" - 1", with thread for M 10 + M 12 hanger bolts

		1	11 4120
--	--	---	---------



RATCHET

with 1/2" square socket, for radiator spud wrench (CIMCO article no. 11 4000). meaning it can be used as an ordinary ratchet for a nut driver



		1	11 4001
--	--	---	---------



RADIATOR SPUD WRENCH

for cam, hex and double hex drive, to install valves and screw fittings 3/8" - 1", 1/2" square drive

		1	11 4000
--	--	---	---------

Design	Size mm	PU	CIMCO-item no.
--------	---------	----	----------------

PIPE CUTTERS FOR PLASTIC PIPES

With the handy pistol shape, already laid pipes can be quickly and easily shortened. Pumping movements release the ratchet mechanism and the robust, interchangeable blade is thus pushed through the material to be cut with the slightest manual effort. The blade symmetry provides precise right angle cuts without burrs or deformation.

Area of application: Hard and soft plastics, rubber hoses, Isoflex pipes, hard and soft plastic PVC pipes. For hard and soft PVC pipes and cable ducts; also for fibre-reinforced plastic and rubber hoses. The stability and the cutting geometry of the blade ensures a burr and deformation-free, right-angled cut on both round and angular material.

SUPER PIPE CUTTER

Working range 6 – 35 mm \varnothing	1	12 0410
Replacement blade	1	12 0412



MAXI PIPE CUTTER

with adjustment-lever for modification of cut-openin

Working range 6 – 42 mm \varnothing	1	12 0420
Replacement blade	1	12 0422



MINI PLASTIC PIPE SHEARS

made of die cast magnesium, for cutting plastic and composite pipes up to a diameter of 35 mm, optimum power transmission, with quick change system for changing blades simply and easily, automatic blade retraction, blade of PTFE-coated INOX steel with long service life (made in Solingen). Extremely light and compact, only 270 g

35 mm \varnothing / 1 3/8"	220	1	12 0416
Replacement blade		1	12 0417



PLASTIC PIPE CUTTER PROFI

made of die cast magnesium, for cutting plastic and composite tubes up to a diameter of 42 mm, optimum power transmission thanks to ratchet mechanism with progressive, ridged blade feed with 2-component handle, blade retraction via one-hand quick retraction mechanism, with quick change system for replacing blades quickly and easily, blade of PTFE-coated INOX steel with long service life (made in Solingen)

42 mm \varnothing / 1 5/8"	240	1	12 0418
Replacement blade		1	12 0419



UNIVERSAL PIPE CUTTER

with 2 interchangeable knives for insulation and hard PVC pipes and for soft plastic and rubber hoses

Pipe outer \varnothing max. 29 mm	200	1	12 0450
-------------------------------------	-----	---	---------

Bulk knives			
for hard PVC		1	12 0452
for soft pipes		1	12 0453



CORRUGATED PIPE CUTTER

for cutting and trimming corrugated plastic tubes (flex tubes) and plastic shield tubes up to 42 mm \varnothing in the electrical, plumbing and heating fields, simply rotate the tool to safely cut at the outer diameter without damaging the interior pipe, with two interchangeable cutting inserts, weight only 45 g

Working range to 42 mm \varnothing	110	1	12 0430
Replacement cutting inserts		1 Pair	12 0432



- 1
- 2
- 3
- 4
- 5
- 6
- 7
- 8
- 9
- 10
- 11
- 12
- 13
- 14
- 15
- 16
- 17
- 18
- 19
- 20
- 21
- 22
- 23
- 24
- 25
- 26

Design	Size mm	PU	CIMCO-item-no.
--------	---------	----	----------------



METAL SAW BOW

especially light, yet extremely sturdy metal saw for 300 mm saw blades, made of die cast aluminium in an ergonomic design, with soft rubber inserts on the handle and front grip, high cutting precision of the blade in straight and 40 degree position due to captive locking pins, blade can be tensioned up to 800 N by turn-lock fastener in the handle, delivery incl. a bi-metal cutting saw blade

Span width 300 mm	Weight 650 g	1	12 0602
-------------------	--------------	---	---------



METAL SAW BOW

according to DIN 6473 A, heavy duty design, material thickness 18 x 8 mm, bright chrome plated, with captive locking pins

Span width 300 mm		1	12 0600
-------------------	--	---	---------



METAL CUTTING SAW BLADE

according to DIN 6494, 24 teeth per inch
Version A, ridges on one side

Material	Dimensions mm		
HSS-CO	300 x 13 x 0.65	1	12 0608



BOLT CUTTERS

robust bolt cutters in a compact design, blade and pipehead manufactured from drop-forged special steel, reduced separating force thanks to ideal geometry and cutting performance up to 48 HRC, with ergonomic 2-component handles and precise, adjustable blades

Weight 2013 g	460	1	10 0450
---------------	-----	---	---------



PIPE MILLING CUTTER – INTERNAL AND EXTERNAL

for vibration-free chamfering of plastic, copper, aluminium and soft steel pipes from 4 – 42 mm in diameter

		1	12 0890
--	--	---	---------

★ TOPSELLER ★



RATCHET PIPE CUTTER

Innovative pipe cutter with a worldwide patent and ratchet mechanism which allows you to cut a pipe without having to completely rotate the pipe to be cut. Especially suitable for work in restricted working spaces (e.g., pipes installed in corners or on walls). One-hand operation, especially high performance thanks to special cutting wheel and double roller guides (speed, durability). Integrated deburrer for clean edges on the cut pipes. Easily interchangeable cutting wheel, one replacement cutting wheel is contained in the scope of delivery, weight 400 g for plastic, copper, aluminium, and similar pipes for outer pipe diameters ranging from 12 to 35 mm (1/4" to 1 1/8").

	175 x 38 x 68	1	12 0480
--	---------------	---	---------

Replacement cutting wheel		1	12 0481
---------------------------	--	---	---------



MINI PIPE CUTTER

With a cutting wheel which can be changed without requiring tools thanks to quick change system, double roller guide, for copper pipes.

3 – 16 mm ø	1/8" – 5/8"	60	1	12 0460
3 – 30 mm ø	1/8" – 1"	70	1	12 0461



PIPE CUTTER

With a cutting wheel which can be changed without requiring tools thanks to quick change system, double roller guide and deburrer.

3 – 35 mm ø	1/8" – 1 3/8" ø	160	1	12 0464
-------------	-----------------	-----	---	---------

Design	Size mm	PU	CIMCO-item no.
--------	---------	----	----------------

COMPAKT PROFESSIONAL PIPE CUTTER

for aluminium, copper and thin-walled steel pipes, made from die cast magnesium with steel bearing mounted spindle to make slide move more easily, with 4 guide rollers for optimum hold of the pipe when cutting, includes an extendable deburring blade and a replacement cutting wheel (in the turn knob), cutting wheel can be changed without tools thanks to quick change mechanism

3 - 35 mm ø	1/8" - 1 3/8" ø	155 mm	1	12 0468
Loose wheels				
for 12 0460, 12 0461, 12 0464, 12 0468				12 0462



PIPE CUTTER INOX

For cutting stainless steel pipes (INOX/V2A), aluminium, copper and thin-walled metal pipes. Robust body made of die-cast magnesium, with slide and rotary knob made of die-cast zinc. Cutting wheel with needle bearings, can be changed without tools. Spare cutting wheel undetachably integrated in rotary knob cap. Four INOX guide rollers with needle bearings for easier gliding during cutting. Deburrer blade included.

	180	1	12 0485
--	-----	---	---------



NEW!

IDEAL STRAIGHT CUTTING SHEARS

with lever transmission, double hardened fine-toothed blades, self-opening hex socket head screw, fully hardened, with fine thread for adjusting the cutting edge gap

	250	1	12 0280
--	-----	---	---------



WORKSHOP FILE SET, 5-PIECE

with wooden haft

1 piece each 200 mm Cut no. 2	□ △ □ ○ ○	1	20 6806
-------------------------------	-----------	---	---------



ROHRTEUFEL PIPE CLEANER

Universal use pipe cleaner for cleaning all pipes from 10 to 55 mm diameter, e.g. drain pipes, sinks, washbasins, shower drain pipes, baths and WCs, with crank for hand operation and hex receiver for electronically regulated drills, hot-dip galvanised piano wire spiral, 7.5 m long, 8 mm ø

		1	14 1250
--	--	---	---------



STEEL WIRE BRUSH

4-row	Length 290 mm	1	14 1314
-------	---------------	---	---------



MAGNETIC WELDING MIRROR

with strong, permanent magnet, ball joint and flexible brass hose, nickel-plated steel mirror, 1 mm thick.

	Length 500 mm	1	14 1330
--	---------------	---	---------

Loose welding mirrors			
	80 x 70 mm	1	14 1340



- 1
- 2
- 3
- 4
- 5
- 6
- 7
- 8
- 9
- 10
- 11
- 12
- 13
- 14
- 15
- 16
- 17
- 18
- 19
- 20
- 21
- 22
- 23
- 24
- 25
- 26

**SOLDERING
EQUIPMENT AND
ACCESSORIES /
CHEMICAL
PRODUCTS**

1
2
3
4
5
6
7
8
9
10
11
12
13
14
15
16
17
18
19
20
21
22
23
24
25
26



Cleaner and degreaser
CIMCO-item no. 15 1150

WET.PROTECT e. basic
CIMCO-item no. 15 1142

Allround-Spray
CIMCO-item no. 15 1120

1
2
3
4
5
6
7
8
9
10
11
12
13
14
15
16
17
18
19
20
21
22
23
24
25
26

Design	PU	CIMCO-item-no.
--------	----	----------------

RoHS2
2011/65/EU

LEAD-FREE ELECTRONIC SOLDER

according to DIN 29453, S-Sn 99.3 Cu 0.7, with active resin flux, not corrosive on non-ferrous metals, flux according to DIN EN 29454-1 1.1.2.B 2.5%, (weight % 2.5 ± 0.5), on disposable spools



Wire ø mm	Weight g		
1.0	100	1	15 0152
	250	1	15 0154
	500	1	15 0156
	1000	1	15 0158
1.5	100	1	15 0162
	250	1	15 0164
	500	1	15 0166
2.0	1000	1	15 0168
	250	1	15 0174
	500	1	15 0176
3.0	1000	1	15 0178
	250	1	15 0180
	500	1	15 0182

ELECTRONIC SOLDER

according to DIN EN 29453, with activated resin flux, not corrosive on non-ferrous metal, fast-flowing, flux according to DIN EN 29454-1 1.1.2.B 2.5 % (weight % 2.5 ± 0.5) S-Sn60Pb40, on disposable spools



Wire ø mm	Weight g		
1.0	100	1	15 0052
	250	1	15 0054
	500	1	15 0056
	1000	1	15 0058
1.5	100	1	15 0062
	250	1	15 0064
	500	1	15 0066
2.0	1000	1	15 0068
	250	1	15 0074
	500	1	15 0076
3.0	1000	1	15 0078
	250	1	15 0080
	500	1	15 0082

RADIO SOLDER

according to DIN EN 29453, with activated resin flux, not corrosive on non-ferrous metals, fast-flowing, flux according to DIN EN 29454-1 1.1.2.B 2.5 % (weight % 2.5 ± 0.5) S-Sn40Pb60, on disposable spools



Wire ø mm	Weight g		
2.0	250	1	15 0104

SOLDER IN TRIANGULAR RODS

according to DIN EN 29453, extruded, standard dimensions: 11 x 11 x 11 mm, approx. length 440 mm



SN %			
35		1 kg	15 0140
60		1 kg	15 0160

LEAD-FREE SOLDER IN TRIANGULAR RODS

according to DIN EN 29453, extruded, standard dimensions: 11 x 11 x 11 mm, approx. length 400 mm



RoHS2
2011/65/EU

SN %			
99,3		1 kg	15 0161

SOLDERING GREASE

according to DIN EN 29454-1 3.1.1.C, for the soft soldering of tinplate and leaded sheet metal, for the tinning of copper and brass, not suitable for use in the field of electrical engineering and electronics (contains zinc chloride, corrosive)



	50 g	1	15 0230
	100 g	1	15 0232

Design	Size mm	PU	CIMCO-item no.
--------	---------	----	----------------

CONTACT SOLDERING PASTE

according to DIN EN 29454-1 1.1.2.C, for soldering in the fields of electrical engineering, electronics and electrical installation

50 g tin	1	15 0240
----------	---	---------



DESOLDERING PUMP

ideally suitable for repair work on circuit boards and electronic components, in professional industrial quality with extremely high and constant suction power and large aluminium solder chamber, low weight (only 65 g), with narrow, anti-static Teflon desoldering tip.

195	1	15 0300
-----	---	---------



ELECTRONIC SOLDERING DEVICES

220 Volt, with plastic handle, 1.5 m power cable and "Schuko" safety plug, interchangeable copper soldering tips

Watt	Soldering tip temp.	App. heating time	Soldering tip ø mm			
15	370 °C	1.5 min	5-straight	1	15 0448	
Replacement soldering tip for				15 0448	1	15 0449
30	410 °C	1.5 min	5-straight	1	15 0600	
Replacement soldering tip for				15 0600	1	15 0601
60	460 °C	2.0 min	7-bent	1	15 0453	
Replacement soldering tip for				15 0453	1	15 0457
80	480 °C	2.5 min	7-bent	1	15 0602	
Replacement soldering tip for				15 0602	1	15 0603
100	500 °C	2.5 min	7-bent	1	15 0456	
Replacement soldering tip for				15 0456 + 15 0453	1	15 0457



TOOL HOLDER FOR ELECTRICAL AND GAS SOLDERING IRONS

with tray for cleaning sponge

80 x 110 mm	1	15 0301
-------------	---	---------



ELECTRICAL SOLDERING GUN

220 Volt, with soldering point light and Euro plug

Watt	Soldering tip temp.	App. heating time		
100	400 °C	0.2 min	1	15 0700
Spare soldering tip			1	15 0702



GAS SOLDERING SET, 10 PIECE

for lighter butane gas. For challenging soldering tasks without obstructive cables in all locations where power supply is not available, e.g. in installation, service and repair areas. Also suitable for heat-shrinking work, micro-welding and the cutting of plastic films and boards, thanks to diverse interchangeable attachments. With electronic ignition, infinitely variable output, temperatures with naked flame up to 1,300 °C, soldering up to 500 °C, heat-shrinking up to 500 °C, burning duration approx. 60 min. In handy storage and carrying case made from impact-resistant plastic with viewing window. Set consisting of 1 unit each of:

• Gas soldering iron with protective safety cap and locking device	15 0810		
• Pencil tip soldering tip	15 0820		
• 3 mm single-sided, diagonal soldering tip (elliptical shape)	15 0821		
• 3.5 mm dual-sided, diagonal soldering tip (chisel shape)	15 0822		
• Hot knife with 12.5 mm blade width for cutting and shaping of plastic and hard foams	15 0826		
• Heat reflector for heat-shrinking	15 0828		
• 3.5 mm ø flame nozzle for micro-welding	15 0824		
• 7 mm and 8 mm spanner for soldering tip assembly			
• Cleaning sponge in 40 x 40 mm sponge container			
• Comprehensive instruction manual			
10-piece gas soldering iron set	275 x 160 x 45 mm	1	15 0800
Gas soldering iron, individual device	235 x 27 mm	1	15 0810

★ TOPSELLER ★



1
2
3
4
5
6
7
8
9
10
11
12
13
14
15
16
17
18
19
20
21
22
23
24
25
26

Design		PU	CIMCO-item-no.
--------	--	----	----------------



DIGITAL SOLDERING STATION 60 W

Primary voltage 230V/60W, with soldering iron for working on sensitive, electronic components. Ultra-fast heating due to highly effective heating element (30s to 350°C). Display with comfortable, digital temperature display. Soldering iron holder for safe storage, including soldering sponge. Dimensions L160 x W123 x H114 mm, weight 1,9kg

Watt	Soldering tip temp.	App. heating time	Soldering tip ø mm		
60	50 - 480 °C	30 Sec.	4	1	15 0730

CLEANING SPRAYS

PLASTIC CLEANER

cleans and degreases plastics, ideal for the pre-treatment of surfaces when bonding sensitive plastics, rubber or painted surfaces, evaporates without leaving residue.



500 ml		1		15 1138
--------	--	---	--	---------

CLEANER AND DEGREASER

cleaner and degreaser for all metals, glass and ceramic as well as the majority of plastics. Cleans stubborn dirt such as oil, grease, tar, wax, silicone/adhesive residue from electrical contacts, boilers and burners, brakes, clutches, engines, transmissions, etc. without leaving any residue, degreasing effect.



500 ml		1		15 1150
--------	--	---	--	---------

TFT/LCD SCREEN CLEANER

Reliable removal of dirt, dust, grease and nicotine. Leaves behind an anti-static effect in order to provide long-term surface protection against contamination. Also suitable for use on sensitive plastics and glass surfaces. Application for flat and plasma screens, computers, notebooks.



200 ml		1		15 1151
--------	--	---	--	---------

MULTI-FOAM

The powerful universal cleaner, completely biodegradable. Cleans all metals, glass and plastic parts without leaving residue, removes insects, smears, films of dirt, freshens matt and weathered plastics, prevents rubber seals from bonding and freezing solid, etc.



400 ml		1		15 1152
--------	--	---	--	---------

TECHNICAL SPRAYS

AT 44 ALL-ROUND SPRAY WITH PTFE

Corrosion protection, cleaning, lubrication, water displacement and conservation in a single product. Displaces moisture on electrical lines, prevents creep currents, loosens seized screws, etc. eliminates squeaking and creaking noises, cleans surfaces. Leaves behind a wafer-thin film that does not stick and does not attract dust.



400 ml		1		15 1000
--------	--	---	--	---------

PTFE SPRAY

a dry, clean, grease-free, highly-adhesive and durable dry lubricant. Repels dirt, dust and water. Resistant to corrosive chemicals and oils. Temperature-resistant from -180 °C to +250 °C.

400 ml		1		15 1002
--------	--	---	--	---------

Design	PU	CIMCO-item no.
--------	----	----------------

SILICONE SPRAY

an ideal lubricating, protecting, maintenance and release agent. Facilitates the drawing in of cables, protects electrical contacts from moisture, protects rubber, plastic and metal parts. Only handle when in a de-energised state.

400 ml	1	15 1004
--------	---	---------



RUST REMOVER AND CONTACT SPRAY

Corrosion protection, cleaning, lubrication, water displacement and conservation in a single product. Removes rust, displaces water from ignition contacts and electrical lines, provides sustainable protection against corrosion and greases sliding surfaces, with good creeping properties. Prevents creep currents, sparks and short circuits.

400 ml	1	15 1040
--------	---	---------



★ TOPSELLER ★

FREEZE SPRAY

for thermal troubleshooting and the quickest functional testing of electrical components, thermostats, ignition- and control units, for the cooling of motor parts and heat-sensitive components (e.g. in order to prevent overheating during soldering) cools locally to -45°C, suitable for all materials (excluding plastics), highly flammable.

400 ml	1	15 1090
--------	---	---------



COMPRESSED AIR SPRAY

removes dust and loose contamination without residue, thus enabling a dry, contact-free cleaning, even in inaccessible corners and on sensitive surfaces when dealing with electronic devices, magnetic heads, cameras, clockwork mechanisms, model-making equipment, metrology, etc.

400 ml	1	15 1092
--------	---	---------



ALLROUND SPRAY

High-performance maintenance and service product for all applications in the fields of industry, trade, household and hobby, acts as corrosion protection on metal parts, as penetrating oil (rust remover, elimination of squeaking and creaking noises), as a water displacing agent, as a lubricant and as a cleaner (including oil, grease, tar and adhesive residue), leaves behind a long-lasting adhesive film that neither smears nor sticks. Ideal application in the field of electrical engineering and electronics as an anti-condensation agent on circuit boards, as a contact spray on generators and solenoid switches.

400 ml	1	15 1120
50 ml	1	15 1122



SMOKE DETECTOR TEST SPRAY

special testing gas for the quick and reliable functional testing of photoelectric (optoelectronic) smoke detectors without complex testing equipment. Tin content sufficient for approx. 150 smoke detector tests.

250 ml	1	15 1126
--------	---	---------



Product video
Smoke detector
test spray

- 1
- 2
- 3
- 4
- 5
- 6
- 7
- 8
- 9
- 10
- 11
- 12
- 13
- 14
- 15
- 16
- 17
- 18
- 19
- 20
- 21
- 22
- 23
- 24
- 25
- 26



ALLROUND SEALING SPRAY

Strong adhesive, sprayable plastic for sealing leaks, especially for sealing very fine cracks and seams indoors and outdoors. Allround sealing spray can be painted over, is waterproof and weather-resistant. Can be used in a wide variety of applications, such as on waste water and drainage pipes, roof gutters, roofs and windows. Adheres to many surfaces, such as metal, plastic, wood, enamel, etc. and contains no bitumen or silicone.

Design	Size	PU	CIMCO-item-no.
white	400 ml	1	15 1050
black	400 ml	1	15 1051
grey	400 ml	1	15 1052



INSULATION SPRAY

Transparent acrylic resin-based insulating and top coat, ideal as protective coating on electrical connections, switches, switchgear or electronic components. The insulation spray forms a flexible and resistant film and adheres to almost all materials, such as metal, glass, plastic or wood. Resistant to moisture and weathering as well as resistant to UV-radiation, acids, oils and alkaline solutions.

transparent	400 ml	1	15 1094
-------------	--------	---	---------

ADHESIVES



ASSEMBLY ADHESIVE

for the quick, universal bonding of metals, various plastics, concrete, marble, natural and artificial stone, ceramics, enamel, plaster as well as MDF board, wooden board, chipboard, fibreboard and plasterboard. Thanks to its firm consistency, it is possible to bond cable ducts in areas where drilling is not possible (e.g. on walls and ceilings) without any problems whatsoever. The assembly adhesive is silicone and solvent free and can be coated / painted over ("wet on wet").

white	310 ml	1	15 1154
grey	310 ml	1	15 1156



FLEX-ADHESIVE

Powerful adhesive and sealing compound, can be painted over "wet on wet", can be sanded, excellent resistance to ageing. Can be used ideally in many areas of the electrical industry, ventilation- and air-conditioning technology as well as in metal construction. Flex-Adhesive is UV-stable, resistant to fresh water and salt water and contains no silicone, isocyanate, halogen or solvents. Press pack, directly applicable and resealable.

white	200 ml	1	15 1250
black	200 ml	1	15 1251
grey	200 ml	1	15 1252
transparent	200 ml	1	15 1254



POXY MINUTE ADHESIVE

Transparent 2-component adhesive with extremely strong adhesion, elastic as well as impact/tension/shock resistant, for all materials.

	24 g	1	15 1210
--	------	---	---------



FAST METAL MINUTE ADHESIVE

Steel-filled 2-component epoxy minute adhesive, high impact and tensile strength, temperature resistant from -60°C to +145°C.

	24 g	1	15 1215
--	------	---	---------

Design	Size	PU	CIMCO-item no.
--------	------	----	----------------

PLASTIC BOND/STRUCTURAL ADHESIVE

Solvent-free structural adhesive with very good adhesion to plastics, aluminium, steel, etc. The adhesive is suitable for both static as well as dynamic loads and is distinguished by high resistance to impact and peeling. Maximum gap bridging of 5 mm. Thanks to the viscous consistency, is also ideal for processing on vertical surfaces.

	24 ml	1	15 1220
--	-------	---	---------



NEW!

CIMLOCK SCREW LOCK

Premium adhesive and sealant for the securing, fastening and sealing of screws, studs, joint and surface connections. Hardening takes place following metal contact with the air. Medium strength, for gap bridging 0.05 mm to max. 0.25 mm.

mittelfest	10 ml	1	15 1224
hochfest	10 ml	1	15 1222



NEW!

UNIVERSAL INSTANT ADHESIVE

solvent-free and cold-setting cyanoacrylate adhesive that hardens under pressure.

	20 g	1	15 1200
--	------	---	---------



SILICONE

1 component adhesive and sealant, bonds to the majority of substrates, such as aluminium, steel, glass, glass fabric, ceramic, plastic, wood and many other materials.

transparent	310 ml	1	15 1260
white	310 ml	1	15 1262
grey	310 ml	1	15 1264



METAL SPRAYS

ZINC SPRAY

Durable, quick-drying cathodic corrosion protection with long-term effect for all metal surfaces, resistant to salt, water and heat up to approx. 500 °C, suitable for the improvement of damaged zinc coatings.

white aluminium, cf. RAL9006	400 ml	1	15 1100
light	400 ml	1	15 1102



★ TOPSELLER ★

ALUMINIUM SPRAY

99.5% pure aluminium, long-term heat resistant protection up to +800 °C, bonds to almost all materials such as steel, nonferrous metal, wood, cardboard, plastic, ceramic, etc. resistant to the effects of weathering. Abrasion resistant.

matt aluminum	400 ml	1	15 1110
---------------	--------	---	---------



STAINLESS STEEL SPRAY

Corrosion-resistant and effective surface coating, bonds securely to all metals, glass, wood, stone, cardboard and the majority of plastics.

matt stainless steel	400 ml	1	15 1114
----------------------	--------	---	---------



- 1
- 2
- 3
- 4
- 5
- 6
- 7
- 8
- 9
- 10
- 11
- 12
- 13
- 14
- 15
- 16
- 17
- 18
- 19
- 20
- 21
- 22
- 23
- 24
- 25
- 26

1
2
3
4
5
6
7
8
9
10
11
12
13
14
15
16
17
18
19
20
21
22
23
24
25
26

Design	Size	PU	CIMCO-item-no.
--------	------	----	----------------



WET.PROTECT

Protects against wet and moisture-related short circuits, failure and corrosion, infiltrates the moisture and subsequently forms a durable protective film, maintains conductivity and increases the service life of the treated parts, can be used as a preventive measure or directly following the effects of moisture as a means of repair. Only handle when in a de-energised state.

For use in industry, trade and private household

e.basic	50 ml	1	15 1140
e.basic	200 ml	1	15 1142

Note: Due to the limited shelf-life, it is not possible to return the spray and cleaner cans!



CARTRIDGE GUN

For all standard cartridges (e.g. silicone), open skeleton structure, soft delivery stroke, extremely long service life, with pressure release and spray nozzle opener

		1	15 1270
--	--	---	---------



HOT GLUE GUN SET

Electronic temperature control, mechanical feed device for glue sticks, approx. melting temperature 120 °C, approx. heating time 7 min., output 25 W, for 11 mm ø glue sticks. Supplied in a practical plastic case complete with 6 glue sticks.

set		1	18 1400
25 glue sticks	Length 200 mm	1	18 1401

PLASTER AND ASSEMBLY CEMENT

Supply to wholesale trade in Germany only in full packaging units (= 1 pallet per article) and from a minimum total delivery amount of 5 t per shipment!

BUILDING AND ELECTRICIAN PLASTER

For the insertion of sockets, filling of holes, for improvement and installation work, dowelling, smoothing and fixing indoors. Specially designed for building and electrical work. Also ideally suitable for forming and model-making work. Approx. processing time of 15 to 20 minutes, approx. mixing ratio of 8 l water/10 kg, approx. storage time of 6 months.



		PU =	
		1 pallet	
in paper sack	25 kg	24 Sacks	14 0330
	5 kg	120 Sacks	14 0334
in plastic bucket	10 kg	44 buckets	14 0335

FIXING PLASTER

For fixing drywall, gypsum fibre and composite plasterboard boards on stable and absorbent substrates. Pre-treat smooth concrete surfaces with Betokontakt and highly absorbent substrates with primer or absorbent barrier. The processing guidelines provided by the building board manufacturer must be observed. Also suitable for the fixing indoor plaster profiles. Approx. processing time of 50 minutes, approx. material consumption of 5 kg/m², approx. storage time of 6 months.



		PU =	
		1 pallet	
in paper sack	25 kg	40 Sacks	14 0338

Design	Size	PU	CIMCO-item no.
--------	------	----	----------------

RED-WHITE BONDING PLASTER

Single-layer indoor plaster complete with adhesive additives and high yield for manual processing on all common plaster substrates as well as on rough or smooth concrete surfaces indoors including domestic kitchens and bathrooms. A pre-treatment with Betokontakt is essential when dealing with smooth substrates. Smoothened, felted or can be freely processed. Processing time approx. 100 minutes (depending on processing conditions), recommended plaster thickness 8 mm, material consumption approx. 5 m²/25 kg sack with 8 mm plaster thickness, approx. storage time of 6 months.

		PU =	
		1 pallet	
in paper sack	25 kg	40 Sacks	14 0342



ASSEMBLY CEMENT MZ 1

Quick-hardening cement for attachments, installations and repairs. For the dowelling and fixing of consoles, railings, wall hooks, doors, gates, frames, switch boxes and much more. For the sealing of water penetrations in concrete, masonry and pipes. For the improvement of stair steps, screeds, concrete and plaster.

Approx. processing time of 5 - 7 minutes, approx. mixing ratio of 0.15 - 0.2 l water/1 kg powder, approx. storage time of 12 months.

		PU =	
		1 pallet	
in plastic bucket	7 kg	80 buckets	14 0346
	15 kg	44 buckets	14 0348



1

2

3

4

5

6

7

8

9

10

11

12

13

14

15

16

17

18

19

20

21

22

23

24

25

26

**WORKSHOP AND
BUSINESS
EQUIPMENT,
CONSTRUCTION
SITE SPOTLIGHTS
AND LAMPS**

Cable drum
CIMCO-item no. 14 6900

LED construction site spotlight 30 W
CIMCO-item no. 11 1588



1

2

3

4

5

6

7

8

9

10

11

12

13

14

15

16

17

18

19

20

21

22

23

24

25

26

Design	Weight	PU	CIMCO-item no.
--------	--------	----	----------------

- 1
- 2
- 3
- 4
- 5
- 6
- 7
- 8
- 9
- 10
- 11
- 12
- 13
- 14
- 15
- 16
- 17
- 18
- 19
- 20
- 21
- 22
- 23
- 24
- 25
- 26

PLASTIC LADDERS

Conductors with tested and extremely ageing-resistant fibre glass bars with an insulating effect, designed especially for professional users who work in close proximity to cables, connections or other live systems. Light and handy thanks to the special design of the GRP bars (hollow / C-profile) as well as aluminium rungs / steps, rungs and steps durably crimped twofold with the bars, rung distance 280 mm, load-bearing capacity 150 kg, anti-slip stability thanks to rubber ladder feet, including comprehensive operating, assembly and safety instructions.

Conductors conform to European Standard EN 131 and electrical tests according to DIN 53 481, 53 482 and 53 483 performed by independent testing institute C.E.S.I., 5-year durability warranty.



3 PIECE RUNG STEP LADDER AND EXTENSION LADDER

Insulating conductor up to 1000 V AC/1500 V DC. Combined three-piece rung ladder that can be used as a step ladder as well as an extension ladder (leaning ladder). When used as a step ladder, the third upper section of the ladder serves only as a safety bridge. Optimal stability thanks to the floor beam, height of the extension ladder can be adjusted from rung to rung by hand, 2 wall rollers on the upper end of the ladder, aluminium locking and opening mechanism, high-strength tension straps against the unintentional opening of the step ladder, hollow GRP bars in H-shape (90 x 32 mm or 70 x 32 with 8 rungs), rung cross-section 27 x 27 mm, rung spacing 280 mm, tested according to EN 131 (except 3 x 14 rungs!).

Number of rungs	Step ladder height (m)	Extension ladder height (max.)	Weight kg		
3 x 8	2.30	5.77	21	1	14 6208
3 x 10	2.90	7.45	32	1	14 6210
3 x 12	3.50	8.85	38	1	14 6212
3 x 14	4.00	10.25	43	1	14 6214



STEP LADDER

Insulating conductor up to 1000 V AC/1500 V DC, aluminium steps grooved on both sides for safe and comfortable standing, especially when undertaking lengthy work, aluminium connecting joints, stable and collapsible metal struts on both sides preventing the unintentional opening of the step ladder, Load capacity max. 150 kg. Bar cross-section „C-profile“ 82 x 30 mm, bar spacing 250 mm, tested according to EN 131.

Number of steps	Height (m)	Weight kg		
2 x 6	1.52	10.2	1	14 6506
2 x 8	2.02	13.6	1	14 6508
2 x 10	2.50	17.2	1	14 6510
2 x 12	3.00	20.8	1	14 6512

Design	Weight	PU	CIMCO-item no.
--------	--------	----	----------------

ALUMINIUM CONDUCTORS

HEIGHT-ADJUSTABLE ALUMINIUM TELESCOPIC LADDER, CROSSBAR INCLUDED

Versatile 3-in-1 aluminium rung ladder that can be used as a leaning ladder, an extension ladder as well as a step ladder. Both sides of the ladder can be extended from rung to rung separately from one another, as a result, this ladder can also be used on inclined surfaces as well as on stairs. Light, handy, easy to use and is professionally equipped and finished, max. load 150 kg (6 - 8 rungs), 140 kg (10 rungs), 120 kg (12 rungs), optimum stability thanks to rubber feet, strong automatic aluminium joints, absolutely secure and convenient locking of the conductor thanks to 4 locking elements complete with spring bolts, snap-in hooks and covers manufactured from unbreakable plastic, with practical plastic tool holder measuring 310 x 260 mm, continuously grooved, crimped aluminium rungs, bar cross section, rung distance of 280 mm, including traverse, according to EN 131 (except 2 x 6!).

Number of steps	Height min. (m)	Step ladder height (m)	Height max. (m)	Weight kg		
2 x 6	0.97	1.46	3.00	9.2	1	14 6706
2 x 7	1.25	1.71	3.55	9.8	1	14 6707
2 x 8	1.25	1.96	4.10	11.0	1	14 6708
2 x 10	1.53	2.51	5.22	13.2	1	14 6710
2 x 12	1.81	3.10	6.35	15.0	1	14 6712



ALUMINIUM TELESCOPIC LADDER XC-380 PROFESSIONAL

Aluminium telescopic ladder, individually adjustable up to 3.80 m height. Maximum working height 4.80 m. Conforms to EN131-6, TRBS-compliant as traffic route. Traverse flush integrated, telescopically extendable and lockable. 13 rungs, self-locking, with coloured locking indicator (green/red) and retractable without jamming. Ladder made of abrasion-resistant aluminium, transport dimensions H 950 x W 545 x D 138 mm, maximum load 150 kg.

H 950 x W 545 x D 138 mm	1	14 6725
--------------------------	---	---------



FOLDING WORKING PLATFORM

Manufactured from lightweight metal. Can be folded in one movement, stable aluminium rectangular pipe beams, upper standing area (platform) manufactured from grooved aluminium plate, wide platform (300 x 400 mm) and 80 mm wide grooved steps for maximum step safety, anti-slip PVC ladder feet, doubly secured against unintentional folding by snap-in platform and safety struts, load-bearing capacity of 150 kg, step distance of 250 mm, ladder width when folded together only 150 mm, complies with European Standard EN 14183.

Number of steps	Height (m)	Width (m)	Weight kg		
3	0.90	0.56	4.5	1	14 6800



CONDUCTOR ACCESSORIES

SAFETY EQUIPMENT FOR MASTS

Device to protect against the unintentional slipping of leaning ladders on masts (lighting posts and power posts, flag poles, trees and similar objects), universal fastening onto all rung ladders, with 2 plastic sliding surfaces and strong safety chain. Max. diameter 280 mm

	1	14 6810
--	---	---------



Design	Size	PU	CIMCO-item no.
--------	------	----	----------------

- 1
- 2
- 3
- 4
- 5
- 6
- 7
- 8
- 9
- 10
- 11
- 12
- 13
- 14
- 15
- 16
- 17
- 18
- 19
- 20
- 21
- 22
- 23
- 24
- 25
- 26



CABLE DRUM

Safety cable drum made of robust, highly break-resistant special plastic for outdoor use (industrial/construction site). Shock-absorbing, stable, galvanised base frame, ergonomically shaped handle, Thermal protection switch and 3 protective contact sockets with safety hinged covers and hammer mark. With patented cable routing. Protection class IP44, heavy rubber cable, oil and UV resistant. H07RN-F 3G1.5. Complies with DGUV-I 203-006, BGI 600/K2.

25 m	L 235 x W 195 x H 310 mm	1	14 6900
40 m	L 290 x W 195 x H 380 mm	1	14 6902

NEW!



HAND CLEANER

With biodegradable abrasive agent (walnut shell flour), good cleaning power when dealing with medium soiling caused by oils, greases, carbon black, graphite, metal dusts, lubricants for example, good skin tolerance, solvent and soap-free, scented.

Tube	250 ml	1	15 1626
------	--------	---	---------



HAND CLEANER DISPENSER

For holding the 2-litre hand cleaner soft bottles, in proven quality and function, simple handling and filling, also suitable for use in shower rooms, impact-resistant plastic housing for wall mounting, with drip-proof dosage mechanism.

white	135 x 135 x 320 mm	1	15 1630
Soft bottle dispenser	2000 ml	1	15 1624



MOIST CLEANING WIPES

Ideal if areas need to be cleaned with only a small amount of liquid in order to prevent danger from occurring to sensitive technology, for hands, tools and machines, removes greases, lubricants, adhesives, oil, tar, asphalt, ink, carbon, graphite and similar soiling, moist viscous cloths with textile characteristic, soaked in a liquid detergent, quick-drying without residue, particularly skin-friendly, pleasant fresh fragrance, supplied in a handy, re-sealable dispenser bucket with 72 wipes.

	250 x 250 mm	1 bucket	14 5018
--	--------------	----------	---------



SKIN CARE CREAM

Fast-absorbing cream for the hands and face, especially for the care of skin stressed by work and the environment, suitable for all skin types, moderately greasy, silicone-free, unscented.

Tube	100 ml	1	15 1628
------	--------	---	---------

Design	Weight/Size	PU	CIMCO-item no.
--------	-------------	----	----------------

CIMDES FLOOR-STANDING HYGIENE PILLAR

including 4 rubber feet, dimensions (W x H): 250 x 1400 mm, dimensions of base (W x D): 380 x 380 mm

Floor pillar	10.500 g	1	15 1612
--------------	----------	---	---------

NEW!



CIMDES COUNTER HYGIENE PILLAR

including felt runners, dimensions (W x H): 240 x 600 mm, dimensions of base (W x D): 295 x 295 mm

Counter display	5.900 g	1	15 1614
-----------------	---------	---	---------

NEW!



HAND DISPENSER

for wall installation, dimensions (H x W x D): 290 x 125 x 130 mm, weight: 0.60 kg

Dispenser for wall mounting	Volume 1.000 ml	1	47 604
-----------------------------	-----------------	---	--------

NEW!



TOOL AND HAND DISINFECTANT

The tool and hand disinfectant acts virucidal, fungicidal and fights bacteria. Also suitable for cleaning tool handles, also available in the practical 75 ml pump-spray bottle for out and about
Alcohol content: 79 %.

Bottle	1.000 ml	1	15 1634
Pump-spray bottle	75 ml	1	15 1610

NEW!



CONTACT PROTECTION PARTITION WALL

Frame made from particularly light aluminium system profile (for fast and simple assembly/disassembly)

- Modules can be optionally extended without problems (also over corner)
- Filling made from 3 mm clear, acrylic screen
- Is supplied complete, only the feet have to be fitted
- Available in the widths 1000 mm or 1500 mm, custom formats on request

Height service hatch 200 mm	1000/346/800 mm	1	15 1616
Height service hatch 200 mm	1500/346/800 mm	1	15 1636

NEW!



1
2
3
4
5
6
7
8
9
10
11
12
13
14
15
16
17
18
19
20
21
22
23
24
25
26

1

Design

Size

PU

CIMCO-item no.

2

CROSS PICK

according to DIN 20 109, with oval eye, painted black, with wooden handle.



3 kg		1	13 1424
------	--	---	---------

4

5

SAND SHOVEL (FRANKFURT SHAPE)

according to DIN 20 121, round-pointed shape, oil-hardened, with handle sleeve, with beech handle



	300 x 270 mm	1	13 1428
--	--------------	---	---------

6

7

8

SAND SHOVEL (HOLSTEIN SHAPE)

according to DIN 20 120, square shape, oil-hardened, with handle sleeve, painted, with beech handle



	250 x 270 mm	1	13 1430
--	--------------	---	---------

9

10

11

CONSTRUCTION BUCKET

with litre scale, manufactured from premium polyethylene regenerate mixture, recyclable, reinforced bottom, galvanised 5 mm handle.



black	12 Liter	1	13 1435
-------	----------	---	---------

13

14

15

STREET BROOM

for coarse and stuck dirt - including moist dirt - on streets and factory surfaces, particularly durable plastic fibres (Elaston), flat wood with handle hole, supplied without handle.



red	400 mm	1	14 3024
including wooden handle	1.4 m	1	14 3028

16

17

18

19

HALL BROOM

for light and dusty dirt on dry floors, maximum quality made from real horsehair, saddle wood with handle hole, supplied without handle.



black	600 mm	1	14 3026
including wooden handle	1.4 m	1	14 3028

20

21

22

HAND BRUSH

best quality made from horsehair, with black bristles, made from wood



	300 mm	1	14 3030
--	--------	---	---------

23

24

25

26

DUSTPAN

robust design manufactured from painted metal.



		1	14 3032
--	--	---	---------

Design	Size mm	PU	CIMCO-item no.
--------	---------	----	----------------

ALL-PURPOSE WASTE BAG

Approx. content of 120 L, made from recyclable polyethylene regenerate film (PE-LD), problem-free incineration at landfill sites thanks to its groundwater-neutral behaviour and no release of harmful gases or substances, particularly stable and tear-proof, water-proof, 25 bags per roll

blue	700 x 1100 mm	1 roll	14 5001
------	---------------	--------	---------



CIMCO HEAVY-DUTY RUBBISH SACK

The extremely strong and resilient CIMCO heavy-duty rubbish sacks with a 40 litre capacity are ideal for transporting materials, such as building rubble, or disposing of all kinds of waste. Bulky and sharp-edged materials are securely and reliably packaged. Material: polyethylene, Thickness: 0.15 mm/150 µ.

Volume: 40 l	500 x 800 mm	10	14 5000
--------------	--------------	----	---------



COVER SHEETS

Clear-transparent, made from recyclable polyethylene regenerate film, dimensions 4 m x 5 m = 20 m²

made from PE-HD	Film thickness 10 µm	1	14 5004
made from PE-LD	Film thickness 15 µm	1	14 5006



WORKSHOP TROLLEY TOWEL ROLL

White, 2-layer, individually packed, with feeder and carrying handle, wet strength, absorbent, low linting tear off 500 each 19.5 cm

Dimensions 97.5 m x 21.7 cm		2	14 5020
-----------------------------	--	---	---------



WORKSHOP TOWEL ROLL

Blue, 3-layer, individually packed, high-volume and very absorptive, wet strength, absorbent, low linting tear off 500 each 36 cm

Dimensions 190 m x 36 cm		1	14 5022
--------------------------	--	---	---------



FLOOR STAND WITH WASTE BAG HOLDER

cleaning cloth roll holder for workshop towel rolls up to 42 cm roll width.

		1	14 5024
--	--	---	---------



NON-SLIP NON-WOVEN COVER

absorbent, non-woven material coated with non-slip PE membrane for the protection of sensitive surfaces and smooth marble, wood (parquet, boards), plastic, laminate, carpet and similar types of floors, prevents the seeping through of paints, dilutions, oil, adhesives, plaster, etc., easy to cut to size and lay, re-usable.

	1 m x 25 m	1 roll	14 5007
--	------------	--------	---------



- 1
- 2
- 3
- 4
- 5
- 6
- 7
- 8
- 9
- 10
- 11
- 12
- 13
- 14
- 15
- 16
- 17
- 18
- 19
- 20
- 21
- 22
- 23
- 24
- 25
- 26

- 1
- 2
- 3
- 4
- 5
- 6
- 7
- 8
- 9
- 10
- 11
- 12
- 13
- 14
- 15
- 16
- 17
- 18
- 19
- 20
- 21
- 22
- 23
- 24
- 25
- 26

Design	Size	PU	CIMCO-item no.
--------	------	----	----------------



STANDARD NON-WOVEN COVER

absorbent non-woven cotton 180 g/m², 1 m x 25 m, non-woven material coated with PE non-slip membrane for the protection of sensitive surfaces and smooth floors, easy to cut to size and lay, re-usable.

1 m x 25 m	1 roll	14 5010
------------	--------	---------

OVERSHOES

ideal for all areas of application, for the prevention of dirt and damage caused by fitters / work shoes, permeable to air and water vapour, anti-static, abrasion-resistant, lint-free, colour: white



flat	1	14 0235
flat with outsole	1	14 0236

unsterile, can be worn on both feet, rectangular shape, elasticated opening, hammered PE film (anti-slip effect), free from formaldehyde and chlorine, colour: blue

flat	100	14 0229
------	-----	---------



OVERALL WHITE/ORANGE

disposable overall with pleasant light wearing comfort, protects against liquid mist, minor liquid splashes and airborne solid particles, good visibility due to clearly contrasting orange seams, with zip, hood, arms and legs are closed with an elastic band, complies with Cat. III / Type 4B+5B +6B, antistatic, virus protection test according to EU Standard 14126

L	1	14 5026
XL	1	14 5028
XXL	1	14 5030



OVERALL WHITE

disposable overall with pleasant light wearing comfort, protects against liquid mist, minor liquid splashes and airborne solid particles, with zip, elastic inserts on hood, waist, wrists and ankles, CE-certified. Type 5B+6B, Cat. III, EN14126 antistatic and breathable, lint-free and abrasion proof.

L	1	14 5032
XL	1	14 5034
XXL	1	14 5036

HEADLAMP UK 3AAA LED VIZION

insert can be removed and used individually. Via a rotating filter, the light can be used in three different modes: focused, diffuse and red. The duration of the light, at 150 hours, is exceptionally long. The large switch can be perfectly operated even with thick gloves. The continuously adjustable headband is very soft and can be set for a precise fit. The angle of the lamp can be cleanly adjusted via a large button.

Additional technical data: 100 % dust and water tight, output: 1 Watt, weight 110 g, including batteries



black	74 x 37 x 46 mm	1	11 1525
-------	-----------------	---	---------

Design	Size mm	PU	CIMCO-item no.
--------	---------	----	----------------

LED WORK LAMP

ideal for use in the home, workshop, garage, construction site, camping, boat etc.
 This innovative LED work lamp replaces the common neon tube lights thanks to numerous advantages. With 60 (tube light) plus 9 (torch light) white LEDs, the lamp wins acclaim due to its high yield of bright, even and focused light, simple operation with just one push button switch, unlimited freedom of movement thanks to cordless operation with integrated rechargeable battery (7.2 V NiMH), can be charged with 230 Volt/50 Hz battery charger and 12-volt cigarette lighter (charging time approx. 1.5 hours), very low power consumption for a long light duration (approx. 5 to 8 hours, depending on mode), shock-resistant, oil, splash and dust-proof housing (IP 54) made of polycarbonate with a non-slip rubber handle, handy and light: length 410 mm, ø 41 mm, weight 470 g.

LED work lamp		1	11 1522
---------------	--	---	---------



LED PEN LAMP

Can be switched from surface illumination to point illumination (torch), wide area illumination in pocket format, housing made from ABS material, rechargeable Li-Ion battery, with attachment clip for shirt pocket and trouser pockets, 2 magnets ensure secure hold to metallic objects, including USB charging cable.

	180 x 20 x 35 mm	1	11 1524
--	------------------	---	---------



LED CONSTRUCTION SITE SPOTLIGHT 10 W

For every mobile application, also outdoors (protection class: IP 65) due to large lithium ion batteries (7.4 V/ 2,260 mAh). Battery operating time: 4 hours, battery charging time: 3 hours, luminous flux: 700 Lumen, luminous colour: 5,500 – 6,000 K, radiation angle: 120°. State-of-the-art LED technology enables precise illumination in a horizontal and vertical orientation, overcharge and discharge protection, solid die cast aluminium housing, toughened glass.

10 W	148 x 167 x 240 mm	1	11 1580
------	--------------------	---	---------



LED CONSTRUCTION SITE SPOTLIGHT 20 W

For every mobile application, also outdoors (protection class: IP 65) due to large lithium ion batteries (7.4 V/6,600 mAh). Battery operating time: 5 hours, battery charging time: 5 hours, luminous flux: 1,300 Lumen, luminous colour: 5,500 K – 6,000 K, radiation angle: 120°. State-of-the-art LED technology enables precise illumination in a horizontal and vertical orientation, overcharge and discharge protection, solid die cast aluminium housing, toughened glass.

20 W	215 x 185 x 268 mm	1	11 1586
------	--------------------	---	---------



LED CONSTRUCTION SITE SPOTLIGHT 30 W

For every mobile application, also outdoors (protection class: IP 65) due to large lithium-ion batteries (14.8 V/6,600 mAh). Battery operating time: 3 hours, battery charging time: 5 hours, luminous flux: 2,000 Lumen, luminous colour: 5,500 K – 6,000 K, radiation angle: 120°. State-of-the-art LED technology enables precise illumination in a horizontal and vertical orientation, overcharge and discharge protection, solid die cast aluminium housing, toughened glass.

30 W	225 x 184 x 305 mm	1	11 1588
------	--------------------	---	---------



LED CONSTRUCTION SITE SPOTLIGHT 50 W

For every mobile application, also outdoors (protection class: IP 65) due to large lithium-ion batteries (14.8 V/6,600 mAh). Battery operating time: 3 hours, battery charging time: 5 hours, luminous flux: 2,600 Lumen, luminous colour: 5,500 K – 6,000 K, radiation angle: 120°. State-of-the-art LED technology enables precise illumination in a horizontal and vertical orientation, overcharge and discharge protection, solid die cast aluminium housing, toughened glass.

50 W	288 x 188 x 325 mm	1	11 1590
------	--------------------	---	---------



- 1
- 2
- 3
- 4
- 5
- 6
- 7
- 8
- 9
- 10
- 11
- 12
- 13
- 14
- 15
- 16
- 17
- 18
- 19
- 20
- 21
- 22
- 23
- 24
- 25
- 26

CRIMPING TOOLS



Front crimping pliers FLEXI-CRIMP PRO
CIMCO-item no. 10 1945

- 1
- 2
- 3
- 4
- 5
- 6
- 7
- 8
- 9
- 10
- 11
- 12
- 13
- 14
- 15
- 16
- 17
- 18
- 19
- 20
- 21
- 22
- 23
- 24
- 25
- 26

1
2
3
4
5
6
7
8
9
10
11
12
13
14
15
16
17
18
19
20
21
22
23
24
25
26

Design	Size mm	PU	CIMCO-item no.
--------	---------	----	----------------



Product video
click 'n' crimp

★ TOPSELLER ★



These symbols help you to select the right tool for the corresponding connecting material.

IS insulated connectors (red/blue/yellow)	Q Crimp cable lugs	AL Aluminum-copper compression connector
FL non-insulated flat connectors	R Tubular cable lugs	VA Stainless steel (VA) tube cable lugs
AE ferrules	F Tubular cable lugs fine stranded conductors	RU Round press inserts for round of sector-shaped conductors
ZAE twin wire end ferrules	D crimp cable lugs according to DIN	

CLICK 'N' CRIMP

Crimping pliers with interchangeable crimping profile inserts, fixed by a catch holder in the tool body. Two further crimping profiles are held captive in the legs of the pliers. Tool body is made of strong, specially tempered, hardened sheet steel, with leverage transfer for reduced use of manual force, adjustable ratchet mechanism with automatic release for standard-compliant crimping pressure, ergonomic 2-component handle sleeves, Weight including 3 crimping profile inserts, only 690 g.

CLICK 'N' CRIMP SETS

click 'n' crimp is available in standard sets, consisting of the crimping pliers body and the three most frequently used crimping profile inserts for a particular application:

CLICK 'N' CRIMP ELECTRICAL ENGINEERING, with crimping profile inserts:

CIMCO-item no. 10 6010 (for insulated cable lugs from 0.5 mm² to 6 mm²),
CIMCO-item no. 10 6011 (for non-insulated cable lugs 0.5 mm² to 10 mm²) and
CIMCO-item no. 10 6012 (for wire end ferrules from 0.5 mm² to 10 mm²)

	1	10 6000
--	---	---------

CLICK 'N' CRIMP AUTOMOTIVE, with crimping profile inserts:


with crimping profile inserts CIMCO-item no. 10 6010 (for insulated cable lugs from 0.5 mm² to 6 mm²),
CIMCO-item no. 10 6011 (for non-insulated cable lugs 0.5 mm² to 10 mm²) and
CIMCO-item no. 10 6013 (for blade receptacles and blade terminals with open crimping ears from 0.5 mm² to 6 mm²)

	1	10 6002
--	---	---------

CLICK 'N' CRIMP DATA NETWORK TECHNOLOGY, with crimping profile inserts:

with crimping profile inserts CIMCO-item no. 10 6015 (for BNC/TNC coaxial plug connectors),
CIMCO-item no. 10 6017 (for unshielded 8-pole modular plugs) and CIMCO-item no. 10 6019
(for shielded 8-pole modular plugs, CIMCO design and similar)

	1	10 6009
--	---	---------



CLICK 'N' CRIMP SOLAR TECHNOLOGY, with crimping profile inserts:

with crimping profile inserts CIMCO-item no. 10 6010 (for insulated cable lugs from 0.5 mm² to 6 mm²),
CIMCO-item no. 10 6027 (for solar plug connectors type MC 3 from 2.5 mm² to 6 mm²) and
CIMCO-item no. 10 6028 (for solar plug connectors type MC 4 from 2.5 mm² to 6 mm²)

	1	10 6052
--	---	---------

CLICK 'N' CRIMP CRIMPING PROFILE INSERTS

click 'n' crimp can be assembled according to the user's individual requirements:

click 'n' crimp crimping pliers bodies without crimping profile inserts

	1	10 6005
--	---	---------

click 'n' crimp crimping profile inserts (in pairs, consisting of upper and lower profile jaw)

for insulated cable lugs red – blue – yellow from 0.5 mm² to 6 mm² resp. AWG 22 to AWG 10, oval crimp (W)

	IS	1 Pair	10 6010
--	-----------	--------	---------

for non-insulated cable lugs 1,5 mm², 2,5 mm², 6 mm², 10 mm² or AWG 22 to AWG 8, indent crimp (N)

	Q R	1 Pair	10 6011
--	------------	--------	---------

for insulated and non-insulated wire end ferrules from 0.5 mm² to 10 mm² respectively AWG 22 to AWG 8, trapezoid crimp (B)

	ZAE AE	1 Pair	10 6012
--	---------------	--------	---------

for insulated and non-insulated wire end ferrules from 16 mm² to 35 mm² respectively AWG 5 to AWG 2, trapezoid-indent crimp (D2), optimised crimp shape; particularly suitable for thinned-out, finely-stranded conductors according to IEC 228

	ZAE AE	1 Pair	10 6014
--	---------------	--------	---------

for insulated and non-insulated wire end ferrules 25 mm² and 50 mm², trapezoid-indent crimp (D1), optimised crimp shape; particularly suitable for thinned-out, finely-stranded conductors according to IEC 228

	ZAE AE	1 Pair	10 6071
--	---------------	--------	---------



Design	Size mm	PU	CIMCO-item no.
for non-insulated blade terminals and blade receptacles with open crimping ears from 0.5 mm ² to 6 mm ² resp. AWG 22 to AWG 10, roll crimp (C)			
	FL	1 Pair	10 6013
for BNC/TNC coaxial plug connectors RG 58, RG 59, RG 62 AU, RG 174, hexagonal crimping (A) (crimping dimensions: 1.73 mm / 0.068" – 4.75 mm / 0.187" – 5.41 mm / 0.213" – 6.48 mm / 0.255")			
		1 Pair	10 6015
for unshielded 6-pin modular plugs (Western plugs) RJ 11 (6P4C) and RJ 12 (6P6C), SS design, AMP (M4)			
		1 Pair	10 6016
for unshielded 8-pin modular plugs (Western plugs) RJ 45 (8P8C), SS design, AMP (M5)			
		1 Pair	10 6017
for shielded 8-pin modular plugs (Western plugs) RJ 45 (8P8C) CAT 5 etc., CIMCO design (M2)			
		1 Pair	10 6019
for shielded 8-pin modular plugs (Western plugs) RJ 45 (8P8C) CAT 5 etc., HIROSE TM 11/21 design (M1)			
		1 Pair	10 6018
for solar plug connectors type MC 3 from 2.5 mm ² to 6 mm ² (C3)			
		1 Pair	10 6027
for solar plug connectors type MC 4 from 2.5 mm ² to 6 mm ² (C4)			
		1 Pair	10 6028

ONE-HAND SYSTEM CRIMPING PLIERS

Compound leverage crimping pliers with ratchet mechanism and pressure point release, with a variety of interchangeable crimping profile inserts fixed by two fastening screws. The ergonomically shaped crimping pliers are easy and convenient to use. The lever action of the handle triggers the integrated automatic ratchet mechanism. Adjustable automatic release guarantees optimum crimping results. All inserts are made of carbon tool steel. The 17 different profiles are suitable for almost all kinds of cable connector crimping.

PROFI-CRIMP tool body		1	10 6112
-----------------------	--	---	---------

Crimping profile inserts for insulated cable lugs according to DIN: 0.5 to 1 (red), 1.5 to 2.5 (blue), 4 to 6 mm² (yellow), AWG: 18/20 - 14/16 - 10/12, with oval crimp

Crimping pliers complete with insert	230	1	10 6144
Crimping profile inserts loose asymmetric, standard crimping	IS	1 Pair	10 2008
Crimping pliers complete with insert		1	10 1916
Crimping profile inserts loose symmetric, oval crimp	IS	1 Pair	10 2004

Crimping profile inserts for non-insulated cable lugs according to DIN: 1.5 to 10 mm², AWG: 20 to 8

Crimping pliers complete with insert	230	1	10 6134
Crimping profile inserts loose, indent crimp	Q R	1 Pair	10 2003

Crimping profile inserts for non-insulated plug connectors with open crimping ears according to DIN: 0.5 to 1, 1.5 to 2.5, 4 to 6 mm², AWG: 18/20 - 14/16 - 10/12

Crimping pliers complete with insert	230	1	10 6136
Crimping profile inserts loose, roll crimp	FL	1 Pair	10 2002

Crimping profile inserts for insulated plug connectors with open crimping ears with lateral conductor connection: 0.5 to 1, 1.5 to 2.5, AWG: 18/22 - 14/16



Crimping pliers complete with insert	220	1	10 6128
Crimping profile inserts loose, roll crimp		1 Pair	10 2016

Crimping profile inserts for non-insulated plug connectors with open crimping ears with lateral conductor connection: 0.5 to 1, 1.5 to 2.5, AWG: 18/22 - 14/16

Crimping pliers complete with insert	220	1	10 6130
Crimping profile inserts loose, roll crimp		1 Pair	10 2017



- 1
- 2
- 3
- 4
- 5
- 6
- 7
- 8
- 9
- 10
- 11
- 12
- 13
- 14
- 15
- 16
- 17
- 18
- 19
- 20
- 21
- 22
- 23
- 24
- 25
- 26

Design	Size mm	PU	CIMCO-item no.	
insulated and non-insulated wire end ferrules according to DIN: 0.5 - 0.75 - 1.5 - 2.5 - 4 - 6 - 10 - 16 mm ² , AWG: 22 - 20 - 16 - 14 - 12 - 10 - 8 - 6				
	Crimping pliers complete with insert	230	1	10 6120
	Crimping profile inserts loose, trapezoid crimp	ZAE AE	1 Pair	10 2001
insulated and non-insulated wire end ferrules according to DIN: 16 - 25 - 35 mm ² optimised crimp shape; particularly suitable for thinned-out, finely-stranded conductors according to IEC 228				
	Crimping pliers complete with insert	230	1	10 6140
	Crimping profile inserts loose, trapezoid crimp	ZAE AE	1 Pair	10 2006
insulated and non-insulated wire end ferrules according to DIN: 25 and 50 mm ² optimised crimp shape; particularly suitable for thinned-out, finely-stranded conductors according to IEC 228				
	Crimping pliers complete with insert	230	1	10 6142
	Crimping profile inserts loose, trapezoid crimp	ZAE AE	1 Pair	10 2007
shielded modular plug, 8-pin, RJ 45 CAT.5 (8P8C), CIMCO design (F236Q)				
	Crimping pliers complete with insert	230	1	10 6201
	Crimping profile inserts loose		1 Pair	10 6217
shielded modular plug, 8-pin, RJ 45 CAT.5 (8P8C), HIROSE design (2Q1)				
	Crimping pliers complete with insert	230	1	10 6202
	Crimping profile inserts loose		1 Pair	10 6215
BNC/TNC coaxial plug connectors RG 55, RG 58, RG 59, RG 62, RG 174, RG 8279, FO (3A4)				
	Crimping pliers complete with insert	230	1	10 6138
	Crimping profile inserts loose, hexagonal crimping		1 Pair	10 6218
FO connector with round crimping, e.g. for SC-/AMP-SMA-/FC-/PC connectors (F1)				
	Crimping pliers complete with insert	230	1	10 6156
	Crimping profile inserts loose, round crimp		1 Pair	10 6213
FO connectors with hexagonal crimping, e.g. for 3M-ST, AT&T-ST, AMP-SMA connectors (3F2)				
	Crimping pliers complete with insert	230	1	10 6158
	Crimping profile inserts loose, hexagonal crimping		1 Pair	10 6214
Loose crimping profile inserts for unshielded modular plugs (Western plugs) (28P)				
	6-pin, RJ 11 (6P4C), RJ 12 (6P6C)		1 Pair	10 6211
	8-pin, RJ 45 (8P8C)		1 Pair	10 6212

Please note our crimping pliers sets on pages 285 + 288.

AUTOMATIC CRIMPING PLIERS FOR TURNED INDUSTRIAL PLUG-IN CONTACTS

Automatic crimping pliers for turned industrial plug-in contacts (e.g. Harting, ILME, Phoenix, Amphenol, Walther, HTS, Contact, Weidmüller)



2.5 mm ²	1	10 6122
0.35 - 1.5 mm ²	1	10 6124
0.14 - 0.5 mm ²	1	10 6126

INSERTION TOOLS FOR LSA-PLUS TERMINALS

Solder, screw and stripping-free connection and automatic trimming of conductors with 0.5 to 0.8 mm ø (AWG 24 to 20) to insulation displacement termination in connection boxes and patch panels, professional design with pressure sensor for optimum pressing force, 2 pull-out hooks



ECONOMY model	1	11 8017
KRONE model, pressure sensor and trimming function can be switched off	1	11 8018

Design	Size mm	PU	CIMCO-item no.
--------	---------	----	----------------

CRIMPING PLIERS FOR BNC/TNC COAXIAL PLUG CONNECTORS

Ratchet mechanism with compound leverage, with adjustable locking (pressure point release), for data plug connectors for RG 58/RG 59/RG 62/RG 174, crimp sizes: 1.72 mm (0.068") - 4.75 mm (0.187") - 5.41 mm (0.213") - 6.48 mm (0.255")

	220	1	10 6138
--	-----	---	---------



ECONOMY CRIMPING PLIERS FOR WESTERN PLUGS

for unshielded modular plugs, with trimming and stripping tools, interchangeable knives

for Western plugs 6-pin RJ 11 (6P4C) and RJ 12 (6P6C)	1		10 6117
for Western plugs 8-pin RJ 45 (8P8C)	1		10 6118



CRIMPING PLIERS FOR UNSHIELDED MODULAR PLUGS (WESTERN PLUGS) 4-, 6- AND 8-PIN

Ratchet mechanism with adjustable locking, trimming and stripping tools, 2-component handles, for RJ 10 (4P2C and 4P4C), RJ 11 (6P4C), RJ 12 (6P6C), RJ 45 (8P8C)

		1	10 6200
--	--	---	---------



CRIMPING PLIERS FOR SHIELDED MODULAR PLUGS, 8-PIN

Ratchet mechanism with adjustable locking, conductors and shielding are crimped in a single operation, for RJ 45 CAT.5 (8P8C)

for CIMCO design connectors	220	1	10 6201
for HIROSE design connectors	220	1	10 6202



CRIMPING PLIERS FOR FO (FIBRE-OPTIC) CONNECTORS

with automatic ratchet mechanism and adjustable locking

Round crimp, crimp sizes: 1.07 mm (0.042") - 1.72 mm (0.068") - 3.38 mm (0.133") - 4.11 mm (0.162") - 4.95 mm (0.195"), e.g. for SC-/AMP-SMA-/FC-/PC connectors

		1	10 6156
--	--	---	---------

Hexagonal crimping, crimp sizes: 1.07 mm (0.042") - 1.72 mm (0.068") - 3.84 mm (0.151") - 4.52 mm (0.178") - 5.41 mm (0.213"), e.g. for 3M-ST-/AT&T ST-/SMA connectors

		1	10 6158
--	--	---	---------



CRIMPING PLIERS SET DATA TECHNOLOGY/TELECOMMUNICATIONS

Crimping pliers with 7 interchangeable crimping profile inserts for almost all copper- and fibreglass-based cabling, neatly arranged in a handy, impact-resistant plastic case.

Contents: Crimping tool body with automatic ratchet mechanism and adjustable locking device

One crimping profile insert each for:

- unshielded modular plugs (Western plugs) 8-pin RJ 45 (8P8C), (CIMCO-item no. 10 6212)
- shielded modular plugs 8-pin RJ 45 CAT.5/6 (8P8C), HIROSE design (CIMCO-item no. 10 6215)
- shielded modular plugs 8-pin RJ 45 CAT.5 (8P8C), STEWART STAMPING design (CIMCO-item no. 10 6216)
- unshielded modular plugs (Western plugs) 6-pin RJ 11 (6P4C), RJ 12 (6P6C) (CIMCO-item no. 10 6211)
- BNC/TNC coaxial plug connectors RG 55, RG 58, RG 59, RG 62, RG 174, RG 8279, FO (CIMCO-item no. 10 6218)
- FO connector with round crimping, e.g. for SC-/AMP-SMA-/FC/PC connectors (CIMCO-item no. 10 6213)
- FO connectors with hexagonal crimping, e.g. for 3M-ST-/AT&T-ST-/Amphenol-SMA connectors (CIMCO-item no. 10 6214)
- Screwdriver with 1000 V protective insulation for Phillips crosshead screws, size PH 1 (CIMCO-item no. 11 7731)

		1	10 6210
--	--	---	---------



Design	for cross section mm ²	Size mm	PU	CIMCO-item no.
--------	-----------------------------------	---------	----	----------------

- 1
- 2
- 3
- 4
- 5
- 6
- 7
- 8
- 9
- 10
- 11
- 12
- 13
- 14
- 15
- 16
- 17
- 18
- 19
- 20
- 21
- 22
- 23
- 24
- 25
- 26



TOOL SET F-COMPRESSION CONNECTORS

for creating watertight and therefore weatherproof coax connections, in particular for cable and satellite TV equipment. For connections with high mechanical stress and excellent shielding. Set consisting of:

- Professional crimping tool for compression connectors (CIMCO-item no. 10 6152)
Specially for RG 59 and RG 6 coaxial cables. Thanks to the easily adjustable length stop, suitable for crimping compression connectors of various lengths and types (F, BNC and RCA connectors). Also suitable for angle connectors and keystones. Very little manual effort required for crimping. With ergonomic 2-component handle sleeves, length 195 mm
- Coaxial cable stripping tool (CIMCO-item no. 12 0098)
For quick and precise sheath stripping and insulation stripping of coaxial cables (RG 58, RG 59, RG 62, RG 6, RG 9 and others) in a single operation. With three interchangeable knives; depth of cut and distance between cuts are adjustable.
- 20x F-compression connectors (CIMCO-item no. 18 2980)
Double protected against moisture penetration through external sleeve and internal O-ring, outstanding shielding and mechanical strength of the cable connection. Gold-plated, for RG 6 coaxial cables

Tool set F-compression connectors		1		10 6154
-----------------------------------	--	---	--	---------



HAND CRIMPING PLIERS FOR INSULATED AND NON-INSULATED WIRE END FERRULES AND TWIN WIRE END FERRULES

Trapezoid crimp	0.25 - 2.5	AE	150	1	10 1911
Indent crimp	0.5 - 2.5	AE	150	1	10 1906
Indent crimp	1.5 - 6	AE	150	1	10 1907
Indent crimp	0.5 - 16	AE	230	1	10 1904
Indent crimp	10.0 - 35	AE	230	1	10 1905



CRIMPING PLIERS FOR WIRE END FERRULES, COMPOUND LEVERAGE, WITH RATCHET MECHANISM AND ADJUSTABLE LOCKING (PRESSURE POINT RELEASE)

CRIMPING PLIERS

Trapezoid crimp	0.5 - 16	ZAE AE	226	1	10 6120
-----------------	----------	--------	-----	---	---------



FLEXI-CRIMP FRONT CRIMPING PLIERS

With web or lamella die that self-adjusts to the conductor cross-section, square crimp with 16 mm crimp length, rounded inner edges so as not to cut into thin-walled wire end ferrules, front crimping, i.e. the connectors and conductors are inserted into the tool from the front, making it suitable for work in hard to access places and confined spaces, with innovative precision steel spring component for constant crimping quality even at extremely high or low temperatures, adjustable via cam, unlockable forced locking, ergonomically shaped 2-component handles with soft padding.

Square crimp	0.14 - 6	ZAE AE	210	1	10 1940
--------------	----------	--------	-----	---	---------



Product video
Front crimping pliers
FLEXI-CRIMP PRO



FRONT CRIMPING PLIERS FLEXI-CRIMP PRO

Crimping pliers for wire end ferrules up to 16 mm² with reliable technology as with FLEXI-CRIMP, CIMCO-item no. 10 1940, crimping ranges set with selector switch 0.5 to 6 mm² and 6 to 16 mm². Also for twin wire end ferrules from 2 x 0.5 to 2 x 6 mm². Suitable for all conductor types, even thinned-out, finely-stranded conductors according to IEC 228!

Square crimp	0.5 - 16	ZAE AE	220	1	10 1945
--------------	----------	--------	-----	---	---------

Design	for cross section mm ²	Size mm	PU	CIMCO-item no.
--------	-----------------------------------	---------	----	----------------

FLEXI-CRIMP 6 CRIMPING PLIERS

Cross section range from 0.08 to 16 mm² (for individual wires), as well as 2 x 0.5 to 2 x 10 mm² (for twin wire end ferrules), feed in ferrules from the side, hexagonal crimping for tight connection dimensions. self-adjusting adaptation to the required wire end ferrule size, consistently high crimp quality thanks to ratchet lock (can be unlocked)
Weight: 380 g, **PATENT APPLIED FOR**



Product video
FLEXI-CRIMP 6
crimping pliers

Hexagonal crimp	0.08 - 16 / 2 x 0.5 to 2 x 10mm ²	ZAE AE	180	1	10 1950
-----------------	----------------------------------------------	--------	-----	---	---------



CRIMPING PLIERS

optimised crimp shape, especially suitable for thinned-out, finely stranded conductors according to IEC 228

Trapezoid crimp	16 - 35	ZAE AE	226	1	10 6140
-----------------	---------	--------	-----	---	---------

optimised crimp shape, especially suitable for thinned-out, finely stranded conductors according to IEC 228

Trapezoid crimp	25 und 50	ZAE AE	226	1	10 6142
-----------------	-----------	--------	-----	---	---------



»JOKARI original QUADRO+ WIRE STRIPPER. THE MULTIFUNCTIONAL PLIERS – NOW WITH FORCED LOCKING!

QUADRO+ combines four functions in one pair of pliers – for fast and precise working:
Cutting – Insulation Stripping – Twisting – Crimping. Ensuring constant and high quality crimping, thanks to integrated forced locking.

- Cutting** – For wires and stranded wires up to 2.5 mm²
- Insulation stripping** – Precise stop, working range 0.5 – 2.5 mm²
- Twisting** – Prevents the stranded wires from splaying and therefore ensures a secure insertion of the conductor into the wire end ferrule
- Crimping** – Crimping of wire end ferrules in rolled goods from 0.5 to 2.5 mm² (AWG 20 – 14) according to VDE 0609 Part 1. Reloading in seconds with exchange magazine.

QUADRO+ case complete: incl. 3 magazines and 5 strips of wire end ferrules (0.5/0.75/1.0/1.5/2.5 mm²)

QUADRO+ case complete		AE	1		10 0728
QUADRO+ changer magazine			1		10 0727

For belt goods, see page 329 in chapter 21.



MULTI-FUNCTION TOOL DUO CRIMP

for cutting off and stripping insulation from conductors and stranded wires, as well as for crimping non-insulated and insulated wire end ferrules.

Working range of diagonal pliers: **flexible** up to 6 mm²
solid up to 4 mm²
Working range of insulation stripper: up to 6 mm²
Crimping ranges: 0.5 to 2.5 mm²
4 to 6 mm²

		AE	160	1	10 0720
--	--	----	-----	---	---------



CRIMPING TOOLS **Diamant**

for wire end ferrules, side insertion of ferrule

Square crimp	0.08 - 10/2x0.5 to 2x4 mm ²	ZAE AE	1		10 4194
--------------	----------------------------------------	--------	---	--	---------

for wire end ferrules, side insertion of ferrule

Square crimp	2.5 - 16/2x0.5 to 2x6 mm ²	ZAE AE	1		10 4196
--------------	---------------------------------------	--------	---	--	---------

for wire end ferrules, front insertion of ferrule

Trapezoid crimp	0.14 - 6/2x0.5 to 2x2.5 mm ²	ZAE AE	1		10 4190
-----------------	-----------------------------------------	--------	---	--	---------

for wire end ferrules, front insertion of ferrule

Trapezoid crimp	6 - 16/2x0.5 to 2x6 mm ²	ZAE AE	1		10 4192
-----------------	-------------------------------------	--------	---	--	---------

for wire end ferrules

WM Pressing	10 - 50 mm ² /2x4 to 2x16 mm ²	ZAE AE	1		10 4200
-------------	------------------------------------------------------	--------	---	--	---------

WM Pressing	50.0 - 95	AE	1		10 4202
-------------	-----------	----	---	--	---------



★ TOPSELLER ★



ECONOMY CRIMPING PLIERS

for insulated and non-insulated cable lugs, with wire and screw cutters up to M 5, as well as insulation stripping device 0.5 - 6 mm², crimping of stranded wires and cable insulation in 2 operations. Crimp shape insulation stripping range mm²

Crimp shape

Oval crimp	0.5 - 6	IS	220	1	10 1892
------------	---------	----	-----	---	---------

1
2
3
4
5
6
7
8
9
10
11
12
13
14
15
16
17
18
19
20
21
22
23
24
25
26

1
2
3
4
5
6
7
8
9
10
11
12
13
14
15
16
17
18
19
20
21
22
23
24
25
26

Design	for cross section mm ²	Size mm	PU	CIMCO-item no.
--------	-----------------------------------	---------	----	----------------



CRIMPING PLIERS FOR INSULATED CABLE LUGS, COMPOUND LEVERAGE, WITH RATCHET MECHANISM AND ADJUSTABLE LOCKING (PRESSURE POINT RELEASE), DOUBLE CRIMPING

Oval crimp, asymmetric, standard	0.5 - 6	IS	220	1	10 6144
Oval crimp, symmetric	0.5 - 6	IS	220	1	10 1916
Oval crimp	10.0 - 16	IS	215	1	10 1918



CRIMPING PLIERS *Diamant*

for insulated cable connectors

Oval crimp	0.5 - 6	IS	300	1	10 4206
------------	---------	----	-----	---	---------

for insulated cable connectors

Oval crimp	6.0 - 16	IS	300	1	10 4210
------------	----------	----	-----	---	---------



CRIMPING PLIERS FOR BLADE TERMINAL CONNECTIONS

Crimping pliers for non-insulated blade terminal connectors according to DIN 46244 etc., 2.8 - 4.8 - 6.3 mm tab width

compound leverage, with ratchet mechanism and adjustable locking (pressure point release), crimping of stranded wires and cable insulation in 1 operation

Roll crimp	0.5 - 6	FL	220	1	10 6136
------------	---------	----	-----	---	---------

for non-insulated blade terminal connectors, Diamant crimping pliers

Roll crimp	0.25 - 6	FL	300	1	10 4208
------------	----------	----	-----	---	---------



CRIMPING PLIERS FOR NON-INSULATED CABLE LUGS (CRIMP/PIN TERMINALS) AND STAINLESS STEEL (VA) TUBULAR CABLE LUGS

compound leverage, with ratchet mechanism and locking (pressure point release)

Indent crimp	1.5 - 10	Q	220	1	10 6134
Indent crimp	0.5 - 16	Q VA	325	1	10 1909
Indent crimp	10 - 35	Q	325	1	10 6146

for non-insulated cable connectors, Diamant crimping pliers

Notch crimp	0.1 - 16	Q	300	1	10 4204
-------------	----------	---	-----	---	---------

STANDARD CRIMPING PLIERS SET

Crimping pliers with 4 interchangeable crimping profile inserts for the most commonly used standard cable connectors, conveniently arranged in an impact-resistant plastic case

Contents:

Crimping tool body with automatic ratchet mechanism and adjustable locking device

One crimping profile insert each for:

insulated and non-insulated wire end ferrules from 0.5 to 16 mm², trapezoid crimp, (CIMCO-item no. 10 2001) **AE**
 insulated cable lugs from 0.5 to 6 mm² (red - blue - yellow) **IS**, symmetric oval crimp, (CIMCO-item no. 10 2004)
 non-insulated cable lugs from 1.5 to 10 mm², indent crimp, (CIMCO-item no. 10 2003) **Q** non-insulated
 plug connectors with open crimping ears from 0.5 to 6 mm², roll crimp, (CIMCO-item no. 10 2002) **FL**

Knurled screws for easy fastening of the inserts by hand, 2-component screwdriver with

1000 volt protective insulated blade, for PHILLIPS cross-head screws

size PH 1 (CIMCO-item no. 11 7731)



				1	10 2000
--	--	--	--	---	---------

Design	for cross section mm ²	Size mm	PU	CIMCO-item no.
--------	-----------------------------------	---------	----	----------------

CRIMPING PLIERS FOR TUBULAR CABLE LUGS AND CONNECTORS, "STANDARD DESIGN"

compound leverage, with locking device (pressure point release)

Indent crimp	0.75 - 16	R		325	1		10 1902
--------------	-----------	---	--	-----	---	--	---------

with integral, rotatable profile discs, compound leverage

Notch crimp	6 - 50	R	F	600	1		10 1870
Notch crimp	50 - 120	R	F	970	1		10 1872
Notch crimp	120 - 240	R	F	975	1		10 1874
Hex crimp	6 - 50	R		390	1		10 1882
Hex crimp	10 - 120	R		650	1		10 1880
Hex crimp	16 - 95	R		530	1		10 1884
Hex crimp	25 - 150	R		650	1		10 1885



CRIMPING PLIERS FOR COMPRESSION CABLE LUGS AND CONNECTORS ACCORDING TO DIN 46235/46267

with integral, rotatable profile discs, compound leverage

Hex crimp	6 - 50	D		390	1		10 1883
Hex crimp	16 - 95	D		650	1		10 1886
Hex crimp	25 - 150	D		650	1		10 1888



MECHANICAL HAND PRESS UP TO 60 KN (185 MM²)

suitable for crimping conductor material up to a maximum cross-section of 185 mm².

Features: for interchangeable inserts DIN 48083, Sheet 1, lightweight, compact design, variably adjustable telescopic handles (total length 580 - 830 mm), C-shaped head, can be rotated through 360°, without crimping inserts, Crimping force: 60 kN, Max. travel: 20 mm

Additional inserts can be supplied / scope of application

- Tubular cable lugs and connectors "standard design"
- Compression cable lugs and compression connectors DIN 46235 / DIN 46267, part 1
- Aluminium cable lugs and connectors
- Rounding inserts for Al and Cu sector-shaped conductors
- Crimping cable lugs DIN 46234 / pin-type cable lugs DIN 46230
- Wire end ferrules
- Twin wire end ferrules
- Cutting insert
- For crimping inserts see catalogue page 272 ff.
- Other inserts can be supplied on request

cross section range (mm²):

- 6 - 185
- 6 - 185
- 10 - 185
- 10sm - 240se / 185sm
- 10 - 70
- 10 - 95
- 2 x 4 - 2 x 16
- 18 mm ø

							1	10 1867
--	--	--	--	--	--	--	---	---------



MECHANICAL HAND PRESS UP TO 60 KN (300 MM²)

suitable for crimping connection material up to a maximum conductor cross-section of 300 mm².

Features: Lightweight, compact design, variably adjustable telescopic handles (total length 560 - 860 mm), foldable crimping head can be rotated through 360°, without crimping inserts, Crimping force: 60 kN, Max. travel: 19 mm

Additional inserts can be supplied / scope of application

- Tubular cable lugs and connectors "standard design"
- Compression cable lugs and compression connectors DIN 46235 / DIN 46267, part 1
- Aluminium cable lugs and connectors
- Rounding inserts for Al and Cu sector-shaped conductors
- Crimping cable lugs DIN 46234 / pin-type cable lugs DIN 46230
- Wire end ferrules
- Twin wire end ferrules
- For crimping inserts see catalogue page 273 ff.
- Other inserts can be supplied on request

cross section range (mm²):

- 6 - 300
- 6 - 300
- 10 - 300
- 10sm - 300se/240sm
- 10 - 70
- 10 - 240
- 2 x 4 - 2 x 16

							1	10 1868
--	--	--	--	--	--	--	---	---------



- 1
- 2
- 3
- 4
- 5
- 6
- 7
- 8
- 9
- 10
- 11
- 12
- 13
- 14
- 15
- 16
- 17
- 18
- 19
- 20
- 21
- 22
- 23
- 24
- 25
- 26

Design	L x W x H in mm	Weight	PU	CIMCO-item-no.
--------	-----------------	--------	----	----------------

- 1
- 2
- 3
- 4
- 5
- 6
- 7
- 8
- 9
- 10
- 11
- 12
- 13
- 14
- 15
- 16
- 17
- 18
- 19
- 20
- 21
- 22
- 23
- 24
- 25
- 26



WINNER OF THE PLUS X AWARDS 2020/2021

Our battery-powered hydraulic units were distinguished in the categories High Quality, Design, Ease of Use, Functionality and Ergonomics and may now proudly bear the symbol of the award.



BATTERY HYDRAULIC TOOLS

THE CIMCUT'N'PRESS-SERIES

Reproducible quality: a requirement that adds value to the work performed and makes a product more valuable for the customer. In electrical connection technology, the latest generation of battery-powered, hydraulic crimping and cutting tools provide precisely this security – with the latest technology, superior workmanship, reproducible operating times and a longer tool life. The optimised dimensions and centres of gravity make work more comfortable, even in places that are difficult to access.

- Ergonomic design
- Automatic sleep mode
- Robust 2-component housing
- Optimised centre of gravity allowing you to work without tiring
- Motor with quick stop
- High performance 18 V Li-Ion battery with fast charge
- Lockable, ergonomic activation switch
- Clear LED display for charging battery and maintenance control
- Pressure safety system for the avoidance of overpressure errors
- Energy-saving function with automatic switch-off after 10 min. (if not in use)
- Safety support ring for shoulder strap

100 % PURCHASE SECURITY WITH 30 DAYS MONEY BACK GUARANTEE

EVERY DEVICE INCLUDES 2 BATTERIES WHICH ARE COMPATIBLE WITH THE CHARGING SYSTEMS OF THE DEWALT XR SERIES

NO ANNUAL SERVICE REQUIRED

SERVICE CYCLE FIRST AFTER 20,000/15,000 ACTIVATIONS

OPTIMAL ILLUMINATION WITH LED FUNCTION LIGHT

USB INTERFACE FOR DATA ANALYSIS AND CONTROL, WITH READ-OUT SOFTWARE TO DOWNLOAD AT WWW.CIMCO.DE

ROD-SHAPED CUTTING TOOL

CIMCUT 25

Cutting head can be rotated through 180°, max. processing speed thanks to high powered motor, manual return after cut completed, also suitable for cutting steel rods up to ø 14 mm and stainless steel cables up to ø 10 mm

Cutting force:	55 kN
For cutting:	Steel cables up to ø 16 mm, Cu/Al cable up to ø 22 mm, Al solid up to ø 25 mm, Cu solid up to ø 22 mm, steel rods up to ø 14 mm, stainless steel cables up to ø 10 mm
Max. cutting diameter:	25 mm
Cutting time (dependent on cross-section):	8 – 12 s
Service cycle:	20,000 activations
Working range:	-10 °C to +60 °C
Battery voltage:	18 V
Battery capacity:	2.0 Ah Li-Ion
Battery charging time:	40 min.



NEW!

Guillotine-shaped cutting head	400 x 75 x 128	3.300 g	1	10 6660
--------------------------------	----------------	---------	---	---------

Design	L x W x H in mm	Weight	VE	CIMCO-item no.
--------	-----------------	--------	----	----------------

PISTOL-SHAPED CUTTING TOOLS

CIMCUT 35

Cutting head can be rotated through 360°, 2-stage hydraulics for high-speed feed, manual return after cut completed, also suitable for cutting steel bars up to \varnothing 20 mm

Cutting force:	43 kN
For cutting:	Cu cable up to \varnothing 40 mm, Al cable up to \varnothing 35 mm, ACSR cable up to \varnothing 31.5 mm, steel cables up to \varnothing 18 mm, Al solid up to \varnothing 40 mm, Cu solid up to \varnothing 32 mm, steel bars up to \varnothing 20 mm
Max. cutting diameter:	40 mm
Cutting time (dependent on cross-section):	8 – 12 s
Service cycle:	20,000 activations
Working range:	-10 °C to +60 °C
Battery voltage:	18 V
Battery capacity:	5.0 Ah Li-Ion
Battery charging time:	60 min.

Guillotine-shaped cutting head	445 x 310 x 75	7.600 g	1	10 6664
--------------------------------	----------------	---------	---	---------



NEW!

CIMCUT 55

Cutting head can be rotated through 270°, 2-stage hydraulics for high-speed feed, manual return after cut completed, also suitable for cutting steel bars up to \varnothing 20 mm

Cutting force:	43 kN
For cutting:	Fine-stranded Cu cable up to \varnothing 32 mm, ground cable Cu/Al up to \varnothing 51 mm, telecom cable up to \varnothing 55 mm, Cu solid up to \varnothing 18 mm, Al solid up to \varnothing 25 mm
Max. cutting diameter:	55 mm
Cutting time (dependent on cross-section):	7 – 15 s
Service cycle:	20,000 activations
Working range:	-10 °C to +60 °C
Battery voltage:	18 V
Battery capacity:	5.0 Ah Li-Ion
Battery charging time:	40 min.

Guillotine-shaped cutting head	500 x 335 x 75	6.600 g	1	10 6666
--------------------------------	----------------	---------	---	---------



NEW!

CIMCUT 85

Cutting head can be rotated through 360°, 2-stage hydraulics for high-speed feed, manual return after cut completed, also suitable for cutting steel bars up to \varnothing 20 mm

Cutting force:	55 kN
For cutting:	Cu/Al cable up to \varnothing 85 mm
Max. cutting diameter:	85 mm
Cutting time (dependent on cross-section):	8 – 20 s
Service cycle:	20,000 activations
Working range:	-10 °C to +60 °C
Battery voltage:	18 V
Battery capacity:	5.0 Ah Li-Ion
Battery charging time:	60 min.

Guillotine-shaped cutting head	580 x 340 x 86	8.800 g	1	10 6670
--------------------------------	----------------	---------	---	---------



NEW!

1

2

3

4

5

6

7

8

9

10

11

12

13

14

15

16

17

18

19

20

21

22

23

24

25

26

Design

L x W x H in mm

Weight

PU

CIMCO-item-no.

ROD-SHAPED CRIMPING TOOL

CIMPRESS 300

Crimping head can be rotated through 180°, interchangeable crimping inserts, max. processing speed thanks to high powered motor, automatic return after crimping completed

Crimping force:	62 kN
Stroke / width of opening:	13 mm
Crimping area:	6 – 300 mm ²
Crimping time (dependent on cross-section):	2 – 5 s
Service cycle:	20,000 activations
Working range:	-10 °C to +60 °C
Battery voltage:	18 V
Battery capacity:	2.0 Ah Li-Ion
Battery charging time:	40 min.



NEW!

Crimping head with quick release	395 x 75 x 128	3.250 g	1	10 6652
----------------------------------	----------------	---------	---	---------

PISTOL-SHAPED CRIMPING TOOLS

CIMPRESS 400 C

Crimping head can be rotated through 270°, interchangeable crimping inserts, 2-stage hydraulics for high-speed feed, manual return after crimping completed

Crimping force:	130 kN
Stroke / width of opening:	38 mm
Crimping area:	10 – 400 mm ²
Crimping time (dependent on cross-section):	8 – 9 s
Service cycle:	15,000 activations
Working range:	-10 °C to +60 °C
Battery voltage:	18 V
Battery capacity:	5.0 Ah Li-Ion
Battery charging time:	60 min.



NEW!

Open C-shaped crimping head	425 x 335 x 86	7.350 g	1	10 6665
-----------------------------	----------------	---------	---	---------

CIMPRESS 400 H

Crimping head can be rotated through 270°, interchangeable crimping inserts, 2-stage hydraulics for high-speed feed, manual return after crimping completed

Crimping force:	130 kN
Stroke / width of opening:	34 mm
Crimping area:	10 – 400 mm ²
Crimping time (dependent on cross-section):	8 – 9 s
Service cycle:	20,000 activations
Working range:	-10 °C to +60 °C
Battery voltage:	18 V
Battery capacity:	5.0 Ah Li-Ion
Battery charging time:	60 min.



NEW!

H-shaped open crimping head	410 x 335 x 86	6.400 g	1	10 6658
-----------------------------	----------------	---------	---	---------

Design

PU

CIMCO-item no.

ACCESSORIES

18V LI-ION BATTERY 2.0 Ah

Integrated LED battery capacity display, no memory effect, long lifetime and optimised charging cycles thanks to Lithium-ion technology, electronics-protected charging protects against overloading, overheating and deep discharging

1

10 6671

NEW!

18V LI-ION BATTERY 5.0 Ah

Integrated LED battery capacity display, no memory effect, long lifetime and optimised charging cycles thanks to Lithium-ion technology, electronics-protected charging protects against overloading, overheating and deep discharging

1

10 6672

NEW!

18 V LI-ION BATTERY CHARGER

Charges both 2.0 Ah as well as 5.0 Ah batteries, 2-stage charging for maximum performance and lifetime, status display (battery charging, battery fully charged and error detection)

1

10 6673

NEW!

ALL CIMCUT'N'PRESS TOOLS ARE SUPPLIED WITH THE FOLLOWING ACCESSORIES!

You receive your CimCut'n'Press device in a robust, high-quality carrying case. There is space for your crimping inserts in the plastic insert provided. This way the accessories are kept safe and tidy:

- 1 x Battery charger
- 2 x Rechargeable battery



1

2

3

4

5

6

7

8

9

10

11

12

13

14

15

16

17

18

19

20

21

22

23

24

25

26



Product video
Hydraulic system GENIUS 2.0



BATTERY-OPERATED HYDRAULIC BASIC TOOL GENIUS 2.0

One basic tool, revolutionary possibilities – now in improved design with modified return valve!
With the interchangeable head system, a wide variety of applications can be carried out with only one device and in professional quality. The basic tool is one of the smallest and lightest 60 kN battery-operated hydraulic units of its kind on the global market.

For the first time, it is possible to carry out the following applications with a single device:

- Crimping up to 300 mm² DIN compression cable lugs
- Cutting up to a \varnothing of 50 mm (corresponds to 4 x 120 mm²)
- Hole punching up to a size of \varnothing ISO 63 or square punching 92 x 92 mm

Battery-operated hydraulic basic tool for holding interchangeable heads for crimping, cutting and punching

- On/Off switch with automatic switch-off (no stand-by power consumption)
- Selectable light for illuminating the working area
- Evaluation function via visual interface, also for maintenance/charge status of the batteries
- Universal electronics with cycle counter, real-time clock, storage of all work processes with date, readable current wave form, storage of all processing parameters
- Automatic warranty start only after completion of the first 20 operations
- Guaranteed crimping force: 61 - 63.5 kN
- Ergonomically shaped housing with soft touch
- Automatic return for cutting and crimping
- Manual return if required and in emergency
- Motor brake, no dangerous piston overtravel
- Closure time for 240 mm² crimping: 4 seconds
- Cycle time 6-7 seconds
- At least 100 operations per battery charge
- Software for evaluation available as an option (please request)
- Service-cycle: 30,000 operations
- Heads can be rotated as desired without limit stop
- Optional attachment of a shoulder carrying strap possible

BATTERY-OPERATED HYDRAULIC BASIC TOOL GENIUS 2.0 – SETS



BATTERY-OPERATED HYDRAULIC BASIC TOOL GENIUS 2.0

consisting of: battery-operated hydraulic basic tool, carrying case, battery charger and two batteries
+ crimping head up to 300 mm²

	1	10 6321
--	---	---------



BATTERY-OPERATED HYDRAULIC CUTTING TOOL GENIUS 2.0

consisting of: battery-operated hydraulic basic tool, carrying case, battery charger and two batteries
+ cutting head up to \varnothing 50 mm

	1	10 6324
--	---	---------



BATTERY-OPERATED HYDRAULIC PUNCHING TOOL GENIUS 2.0

consisting of: battery-operated hydraulic basic tool, carrying case, battery charger and two batteries
+ hole punching head

	1	10 6326
--	---	---------



BATTERY-OPERATED HYDRAULIC CRIMPING AND CUTTING TOOL GENIUS 2.0

consisting of: battery-operated hydraulic basic tool, carrying case, battery charger and two batteries
+ crimping head up to 300 mm²
+ cutting head up to \varnothing 50 mm

	1	10 6330
--	---	---------

Design	Size	PU	CIMCO-item no.
--------	------	----	----------------

INTERCHANGEABLE HEADS GENIUS 2.0

CRIMPING HEAD

up to 300 mm²

Crimping inserts suitable for e.g. CIMCO-item no. 10 5701

Weight 1600 g	155	1	10 6301
---------------	-----	---	---------



FOUR-MANDREL CRIMPING HEAD

for crimping cable lugs and connectors up to 300 mm² without inserts

Weight 2600 g	225	1	10 6340
---------------	-----	---	---------



CUTTING HEAD

for copper and aluminium cables up to max. Ø 50 mm (e.g. 4 x 120 mm NYY)

Weight 2150 g	240	1	10 6332
Replacement blade for copper and aluminium cables		1	10 6334

for ACSR cables up to a maximum Ø of 20 mm

Weight 2150 g	240	1	10 6336
Replacement blade for ACSR cables		1	10 6338



HOLE PUNCHING HEAD

up to a size of Ø ISO 63 or square punching 92 x 92 mm

Tension bolts and receptacle thread correspond to the CIMCO screw puncher range

Weight 1600 g	165	1	10 6308
---------------	-----	---	---------



ACCESSORIES

BATTERY CHARGER GENIUS 2.0

		1	10 4312
--	--	---	---------



REPLACEMENT RECHARGEABLE BATTERY GENIUS 2.0

Rechargeable battery technology: 18 V Li-Ion, 2.0 Ah		1	10 4314
Rechargeable battery technology: 18 V Li-Ion, 3.0 Ah		1	10 4313



READING UNIT FOR DOCUMENTATION

		1	10 4315
--	--	---	---------



MAINS ADAPTER 230 VOLT

		1	10 4311
--	--	---	---------



- 1
- 2
- 3
- 4
- 5
- 6
- 7
- 8
- 9
- 10
- 11
- 12
- 13
- 14
- 15
- 16
- 17
- 18
- 19
- 20
- 21
- 22
- 23
- 24
- 25
- 26

Design	for cross section mm ²	PU	CIMCO-item no.
--------	-----------------------------------	----	----------------

CRIMPING INSERTS

FOR THE TOOLS: 10 1867 AND 10 6650

for tubular cable lugs and connectors "standard design"
hexagonal crimping, crimp width 5 mm



mm ²				
6		R	1 Pair	10 5300
10		R	1 Pair	10 5302
16		R	1 Pair	10 5304
25		R	1 Pair	10 5306
35		R	1 Pair	10 5308
50		R	1 Pair	10 5310
70		R	1 Pair	10 5312
95		R	1 Pair	10 5314
120		R	1 Pair	10 5316
150		R	1 Pair	10 5318
185		R	1 Pair	10 5320

for compression cable lugs and compression connectors DIN 46235/46267
hexagonal crimping, crimp width 5 mm




mm ²	Index according to DIN			
6	5	D	1 Pair	10 5330
10	6	D	1 Pair	10 5332
16	8	D	1 Pair	10 5334
25	10	D	1 Pair	10 5336
35	12	D	1 Pair	10 5338
50	14	D	1 Pair	10 5340
70	16	D	1 Pair	10 5342
95	18	D	1 Pair	10 5344
120	20	D	1 Pair	10 5346
150	22	D	1 Pair	10 5348
185	25	D	1 Pair	10 5350

for aluminium cable lugs and connectors DIN 46329 and similar
hexagonal crimping, crimp width 7 mm



mm ²	Index according to DIN			
10	10	AL	1 Pair	10 5360
16-25	12	AL	1 Pair	10 5362
35	14	AL	1 Pair	10 5364
50	16	AL	1 Pair	10 5366
70	18	AL	1 Pair	10 5368
95-120	22	AL	1 Pair	10 5370
150	25	AL	1 Pair	10 5372
185	28	AL	1 Pair	10 5374

for rounding of single-strand (se) and multi-strand (sm) Al and Cu sector-shaped conductors,
for 3 and 4 sector-shaped conductors (120° and 90°)
Rounding width 19.5 mm



mm ²	Index according to DIN			
sm	se			
10	-	RU	1 Pair	10 5392
16	-	RU	1 Pair	10 5394
25	35	RU	1 Pair	10 5396
35	50	RU	1 Pair	10 5398
50	70	RU	1 Pair	10 5400
70	95	RU	1 Pair	10 5402
95	120	RU	1 Pair	10 5404
120	150	RU	1 Pair	10 5406
150	185	RU	1 Pair	10 5408
185	240	RU	1 Pair	10 5410

Design	for cross section mm ²	PU	CIMCO-item no.
--------	-----------------------------------	----	----------------

for crimping cable lugs DIN 46234 and pin-type cable lugs DIN 46230

Indent crimp

mm²

10		F Q	1 Pair	10 5442
16		F Q	1 Pair	10 5444
25		F Q	1 Pair	10 5446
35		F Q	1 Pair	10 5448
50		F Q	1 Pair	10 5450
70		F Q	1 Pair	10 5452
95		F Q	1 Pair	10 5454




for wire end ferrules

trapezoid crimp, crimping width 20 mm

mm²

10		AE	1 Pair	10 5462
16		AE	1 Pair	10 5464
25		AE	1 Pair	10 5466
35		AE	1 Pair	10 5468
50		AE	1 Pair	10 5470
70		AE	1 Pair	10 5472
95		AE	1 Pair	10 5474



for twin wire end ferrules

trapezoid crimp, crimping width 20 mm

mm²

2 x 4		ZAE	1 Pair	10 5480
2 x 6		ZAE	1 Pair	10 5482
2 x 10		ZAE	1 Pair	10 5484
2 x 16		ZAE	1 Pair	10 5486



Cutting insert for Al and Cu cables

Cutting range up to 18 mm ø			1 Pair	10 5490
-----------------------------	--	--	--------	---------



FOR THE TOOLS: 10 1868, 10 6652 10 6321 AND 10 6330

for tubular cable lugs and connectors "standard design"

hexagonal crimping, crimp width 5 mm

mm²

6		R	1 Pair	10 5711
10		R	1 Pair	10 5712
16		R	1 Pair	10 5713
25		R	1 Pair	10 5714
35		R	1 Pair	10 5715
50		R	1 Pair	10 5716
70		R	1 Pair	10 5717
95		R	1 Pair	10 5718
120		R	1 Pair	10 5719
150		R	1 Pair	10 5720
185		R	1 Pair	10 5721
240		R	1 Pair	10 5722
300		R	1 Pair	10 5723



1
2
3
4
5
6
7
8
9
10
11
12
13
14
15
16
17
18
19
20
21
22
23
24
25
26

Design	for cross section mm ²	PU	CIMCO-item no.
--------	-----------------------------------	----	----------------

for tubular cable lugs and connectors "standard design"

WM-crimping, for compressed, multi-stranded or thinned-out, finely stranded conductors, crimp width 5 mm



mm ²				
6		R	1 Pair	10 5670
10		R	1 Pair	10 5672
16		R	1 Pair	10 5674
25		R	1 Pair	10 5676
35		R	1 Pair	10 5678
50		R	1 Pair	10 5680
70		R	1 Pair	10 5682
95		R	1 Pair	10 5684
120		R	1 Pair	10 5686
150		R	1 Pair	10 5688
185		R	1 Pair	10 5690
240		R	1 Pair	10 5692
300		R	1 Pair	10 5694

for compression cable lugs and compression connectors DIN 46235/46267

hexagonal crimping, crimp width 5 mm



mm ²	Index according to DIN			
6	5	D	1 Pair	10 5730
10	6	D	1 Pair	10 5731
16	8	D	1 Pair	10 5732
25	10	D	1 Pair	10 5733
35	12	D	1 Pair	10 5734
50	14	D	1 Pair	10 5735
70	16	D	1 Pair	10 5736
95	18	D	1 Pair	10 5737
120	20	D	1 Pair	10 5738
150	22	D	1 Pair	10 5739
185	25	D	1 Pair	10 5740
240	28	D	1 Pair	10 5741
300	32	D	1 Pair	10 5742

for aluminium cable lugs and connectors DIN 46329 and similar

hexagonal crimping, crimp width 7 mm



mm ²	Index according to DIN			
10	10	AL	1 Pair	10 5784
16-25	12	AL	1 Pair	10 5785
35	14	AL	1 Pair	10 5786
50	16	AL	1 Pair	10 5787
70	18	AL	1 Pair	10 5788
95-120	22	AL	1 Pair	10 5789
150	25	AL	1 Pair	10 5790
185	28	AL	1 Pair	10 5791
240	32	AL	1 Pair	10 5792
300	34	AL	1 Pair	10 5793

for rounding of single-strand (se) and multi-strand (sm) Al and Cu sector-shaped conductors,

for 3 and 4 sector-shaped conductors (120° and 90°)

Rounding width 19.5 mm



mm ²	Index according to DIN			
sm	se			
10	-	RU	1 Pair	10 5749
16	-	RU	1 Pair	10 5750
25	35	RU	1 Pair	10 5751
35	50	RU	1 Pair	10 5752
50	70	RU	1 Pair	10 5753
70	95	RU	1 Pair	10 5754
95	120	RU	1 Pair	10 5755
120	150	RU	1 Pair	10 5756
150	185	RU	1 Pair	10 5757
185	240	RU	1 Pair	10 5758
240	300	RU	1 Pair	10 5759

Design	for cross section mm ²	PU	CIMCO-item no.
--------	-----------------------------------	----	----------------

for crimping cable lugs DIN 46234 and pin-type cable lugs DIN 46230

Indent crimp

mm ²		F	Q		
10		F	Q	1 Pair	10 5760
16		F	Q	1 Pair	10 5761
25		F	Q	1 Pair	10 5762
35		F	Q	1 Pair	10 5763
50		F	Q	1 Pair	10 5764
70		F	Q	1 Pair	10 5765



for wire end ferrules

trapezoid crimp, crimping width 20 mm

mm ²		AE			
10		AE		1 Pair	10 5770
16		AE		1 Pair	10 5771
25		AE		1 Pair	10 5772
35		AE		1 Pair	10 5773
50		AE		1 Pair	10 5774
70		AE		1 Pair	10 5775
95		AE		1 Pair	10 5776
120		AE		1 Pair	10 5777
150		AE		1 Pair	10 5778
185		AE		1 Pair	10 5779
240		AE		1 Pair	10 5799



for twin wire end ferrules

trapezoid crimp, crimping width 20 mm

mm ²		ZAE			
2 x 4		ZAE		1 Pair	10 5780
2 x 6		ZAE		1 Pair	10 5781
2 x 10		ZAE		1 Pair	10 5782
2 x 16		ZAE		1 Pair	10 5783



FOR THE TOOLS: 10 6665 AND 10 6658

for tubular cable lugs and connectors "standard design"

hexagonal crimping, wide crimping (exception: 300 and 400 mm² / 7 mm)

mm ²		R			
10		R		1 Pair	10 5802
16		R		1 Pair	10 5804
25		R		1 Pair	10 5806
35		R		1 Pair	10 5808
50		R		1 Pair	10 5810
70		R		1 Pair	10 5812
95		R		1 Pair	10 5814
120		R		1 Pair	10 5816
150		R		1 Pair	10 5818
185		R		1 Pair	10 5820
240		R		1 Pair	10 5822
300		R		1 Pair	10 5824
400		R		1 Pair	10 5826



for compression cable lugs and compression connectors DIN 46235/46267

hexagonal crimping, wide crimping (exception: 240 and 300 mm² / 7 mm)

mm ²	Index according to DIN	D			
10	6	D		1 Pair	10 5830
16	8	D		1 Pair	10 5832
25	10	D		1 Pair	10 5834
35	12	D		1 Pair	10 5836
50	14	D		1 Pair	10 5838
70	16	D		1 Pair	10 5840
95	18	D		1 Pair	10 5842
120	20	D		1 Pair	10 5844
150	22	D		1 Pair	10 5846
185	25	D		1 Pair	10 5848
240	28	D		1 Pair	10 5850
300	32	D		1 Pair	10 5852
400	34	D		1 Pair	10 5854



1
2
3
4
5
6
7
8
9
10
11
12
13
14
15
16
17
18
19
20
21
22
23
24
25
26

Design	for cross section mm ²	PU	CIMCO-item no.
--------	-----------------------------------	----	----------------

for aluminium cable lugs and connectors DIN 46329 and similar,
Press width: 10 mm - 70mm = 12 mm, 95 mm - 185 mm = 14 mm, 240 mm - 300 mm = 5 mm



hexagonal crimping mm ²	Index according to DIN			
10	10	AL	1 Pair	10 5860
16-25	12	AL	1 Pair	10 5862
35	14	AL	1 Pair	10 5864
50	16	AL	1 Pair	10 5866
70	18	AL	1 Pair	10 5868
95-120	22	AL	1 Pair	10 5870
150	25	AL	1 Pair	10 5872
185	28	AL	1 Pair	10 5874
240	32	AL	1 Pair	10 5876
300	34	AL	1 Pair	10 5878

for rounding of single-strand (se) and multi-strand (sm) Al and Cu sector-shaped conductors, for 3 and 4 sector-shaped conductors (120° and 90°)



Rounding width 35 mm	Index according to DIN			
mm ²	se			
10	-	RU	1 Pair	10 5892
16	-	RU	1 Pair	10 5894
25	35	RU	1 Pair	10 5896
35	50	RU	1 Pair	10 5898
50	70	RU	1 Pair	10 5900
70	95	RU	1 Pair	10 5902
95	120	RU	1 Pair	10 5904
120	150	RU	1 Pair	10 5906
150	185	RU	1 Pair	10 5908
185	240	RU	1 Pair	10 5910
240	300	RU	1 Pair	10 5912
300	-	RU	1 Pair	10 5914

for crimping cable lugs DIN 46234 and pin-type cable lugs DIN 46230



Indent crimp				
mm ²				
16		F Q	1 Pair	10 5942
25		F Q	1 Pair	10 5944
35		F Q	1 Pair	10 5946
50		F Q	1 Pair	10 5948
70		F Q	1 Pair	10 5950
95		F Q	1 Pair	10 5952
120		F Q	1 Pair	10 5954
150		F Q	1 Pair	10 5956

for wire end ferrules
trapezoid crimp, crimping width 20 mm



mm ²				
10		AE	1 Pair	10 5962
16		AE	1 Pair	10 5964
25		AE	1 Pair	10 5966
35		AE	1 Pair	10 5968
50		AE	1 Pair	10 5970
70		AE	1 Pair	10 5972
95		AE	1 Pair	10 5974
120		AE	1 Pair	10 5976
150		AE	1 Pair	10 5978
185		AE	1 Pair	10 5980
240		AE	1 Pair	10 5982

Design	for cross section mm ²	PU	CIMCO-item no.
--------	-----------------------------------	----	----------------

CRIMPING INSERT SETS FOR TOOL 10 6652

Every crimping insert set comes in a high-quality transport box.

WM CRIMPING INSERT SET, 6-PIECE

for "standard design" tubular cable lugs and connectors, for compressed, multi-stranded or thinned-out fine stranded conductors, crimp width 5 mm

mm ²			
70		1 Pair	10 5682
95		1 Pair	10 5684
120		1 Pair	10 5686
150		1 Pair	10 5688
185		1 Pair	10 5690
240		1 Pair	10 5692
		R 1	10 6902



STANDARD CRIMPING INSERT SET, 6-PIECE

for "standard design" tubular cable lugs and connectors, crimp width 5 mm

mm ²	Index according to DIN		
70	16	1 Pair	10 5717
95	18	1 Pair	10 5718
120	20	1 Pair	10 5719
150	22	1 Pair	10 5720
185	25	1 Pair	10 5721
240	28	1 Pair	10 5722
		R 1	10 6896



DIN CRIMPING INSERT SET, 6-PIECE

for compression cable lugs and compression connectors DIN 46235/46267, crimp width 5 mm

mm ²	Index according to DIN		
70	16	1 Pair	10 5736
95	18	1 Pair	10 5737
120	20	1 Pair	10 5738
150	22	1 Pair	10 5739
185	25	1 Pair	10 5740
240	28	1 Pair	10 5741
		D 1	10 6898



ALU CRIMPING INSERT SET, 6-PIECE

for aluminium cable lugs and connectors DIN 46329 and similar, crimp width 7 mm

mm ²	Index according to DIN		
50	16	1 Pair	10 5787
70	18	1 Pair	10 5788
95-120	22	1 Pair	10 5789
150	25	1 Pair	10 5790
185	28	1 Pair	10 5791
240	32	1 Pair	10 5792
		AL 1	10 6900



EMPTY BOX

Including 2-component foam for the storage and transport of up to 20 crimping insert pairs. Suitable for crimping inserts for the tools 101868, 105701, 105705, 106321 and 106330

Dimensions: 338 x 261 x 57 mm		1	10 5518
-------------------------------	--	---	---------



- 1
- 2
- 3
- 4
- 5
- 6
- 7
- 8
- 9
- 10
- 11
- 12
- 13
- 14
- 15
- 16
- 17
- 18
- 19
- 20
- 21
- 22
- 23
- 24
- 25
- 26

**SOLDERLESS AND
INSULATED CABLE
CONNECTORS,
WIRE END
FERRULES**

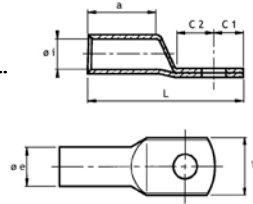


- 1
- 2
- 3
- 4
- 5
- 6
- 7
- 8
- 9
- 10
- 11
- 12
- 13
- 14
- 15
- 16
- 17
- 18
- 19
- 20
- 21
- 22
- 23
- 24
- 25
- 26

1
2
3
4
5
6
7
8
9
10
11
12
13
14
15
16
17
18
19
20
21
22
23
24
25
26

SOLDERLESS CABLE CONNECTORS

TUBULAR CABLE LUGS CU, STANDARD DESIGN



Technical data

- Material: ETP Cu according to DIN EN 13600
- Surface: galvanically tin-coated, other surfaces available upon request
- Also available with view hole
- Also suitable for finely stranded conductors according to IEC 228 tubular cable lugs, Cu, standard design
- Annealed to copper hardness F 20

Cross section (mm ²)	Bolt ø (mm)	W	øi	øe	C1	C2	a	L	Weight per 100 pcs. ~kg	Pressing		PU/pcs.	item no.
										7 mm	5 mm		
0.75	3	4.8	1.4	3.2	2.3	4.8	6.9	16	0.07	-	1	100	18 0650
	4	8	1.4	3.2	4.1	6.6	6.9	19.6	0.09	-	1	100	18 0652
	5	8	1.4	3.2	4.1	6.6	6.9	19.6	0.08	-	1	100	18 0654
1.5	4	6.5	1.9	3.3	3.5	5	6	17	0.13	-	1	100	18 0660
	5	7.5	1.9	3.3	3.5	5	6	18	0.08	-	1	100	18 0662
	6	9	1.9	3.3	4.5	5.5	6	18.5	0.09	-	1	100	18 0664
2.5	4	8	2.3	3.9	3.8	6.1	6.9	20.1	0.14	-	1	100	18 0670
	5	8	2.3	3.9	3.8	6.1	6.9	20.1	0.16	-	1	100	18 0672
	6	10.7	2.3	3.9	6.1	8.1	6.9	25.2	0.15	-	1	100	18 0674
4	8	12	2.3	3.9	6.1	8.1	6.9	25.2	0.15	-	1	100	18 0676
	4	9	2.7	5	6.2	7.4	9	26	0.30	-	1	100	18 0680
	5	9	2.7	5	6.2	7.4	9	26	0.29	-	1	100	18 0682
6	6	12	2.7	5	6.2	7.4	9	26	0.28	-	1	100	18 0684
	8	12	2.7	5	6.2	7.4	9	26	0.26	-	1	100	18 0686
	5	10	3.5	6.5	6.8	6.5	9	26.5	0.5	1	1	100	18 0692
10	6	10	3.5	6.5	6.8	6.5	9	26.5	0.48	1	1	100	18 0694
	8	12	3.5	6.5	6.8	6.5	9	26.5	0.57	1	1	100	18 0696
	10	15	3.5	6.5	9.8	9.5	9	32.5	0.66	1	1	100	18 0697
16	12	17	3.5	6.5	12	12	9	35	0.66	1	1	100	18 0698
	5	12	4.5	7	6.8	6.5	10	28	0.51	1	1	100	18 0700
	6	12	4.5	7	6.8	6.5	10	28	0.49	1	1	100	18 0702
25	8	15	4.5	7	9.8	9.5	10	34	0.59	1	1	100	18 0704
	10	17	4.5	7	11.8	11.5	10	38	0.64	1	1	100	18 0705
	12	19	4.5	7	13	12.5	10	41	0.65	1	1	100	18 0706
35	5	12	5.5	8.5	6.8	6.5	13	31.5	0.85	1	2	100	18 0709
	6	12	5.5	8.5	6.8	6.5	13	31.5	0.83	1	2	100	18 0710
	8	15	5.5	8.5	9.8	9.5	13	37.5	0.96	1	2	100	18 0712
50	10	17	5.5	8.5	11.8	11.5	13	41.5	1.03	1	2	100	18 0714
	12	19	5.5	8.5	13	12.5	13	44	1.07	1	2	100	18 0715
	5	14	7	10	7	7	15	35.5	1.18	1	2	50	18 0718
75	6	14	7	10	7	7	15	35.5	1.15	1	2	50	18 0720
	8	16	7	10	9.5	9.5	15	40.5	1.28	1	2	50	18 0722
	10	18	7	10	11.5	11.5	15	44.5	1.37	1	2	50	18 0724
100	12	19	7	10	13	13.5	15	48	1.40	1	2	50	18 0725
	14	21	7	10	14.5	14.5	15	52.5	1.42	1	2	50	18 0726
	6	17	8.5	12	7	7	17	39	1.80	1	2	1	18 0730
150	8	17	8.5	12	9.5	9.5	17	44	1.98	1	2	1	18 0732
	10	19	8.5	12	11.5	11.5	17	48	2.09	1	2	1	18 0734
	12	21	8.5	12	13	13.5	17	51.5	2.13	1	2	1	18 0735
200	14	21	8.5	12	14	14.5	17	53.5	2.14	1	2	1	18 0736
	16	26	8.5	12	16	16	17	58	2.28	1	2	1	18 0737
	6	20	10	14	9.5	9.5	19	47	2.92	1	2	1	18 0739
250	8	20	10	14	9.5	9.5	19	47	2.84	1	2	1	18 0740
	10	20	10	14	11.5	11.5	19	51	3.01	1	2	1	18 0742
	12	23	10	14	13	13.5	19	54.5	3.16	1	2	1	18 0744
300	14	23	10	14	14	14.5	19	56.5	3.18	1	2	1	18 0745
	16	28	10	14	16	16	19	62	3.29	1	2	1	18 0746
	20	30	10	14	19	19	19	67	3.60	1	2	1	18 0747

TUBULAR CABLE LUGS, CU, STANDARD DESIGN

See previous page for description



Cross section (mm ²)	Bolt ø (mm)	W	øi	øe	C1	C2	a	L	Weight per 100 pcs. ~kg	Pressing		PU/pcs.	item no.
										7 mm	5 mm		
70	6	23	12	16.5	10	10	21	53	4.57	1	2	1	18 0749
	8	23	12	16.5	11.5	11.5	21	54	4.48	1	2	1	18 0750
	10	23	12	16.5	11.5	11.5	21	54	4.36	1	2	1	18 0752
	12	23	12	16.5	13	13.5	21	57.5	4.49	1	2	1	18 0754
	14	23	12	16.5	14	14.5	21	59.5	4.52	1	2	1	18 0755
	16	28	12	16.5	15.5	16	21	62.5	4.67	1	2	1	18 0756
95	20	30	12	16.5	19	19	21	72	5.05	1	2	1	18 0758
	8	26	13.5	18	11.5	11.5	25	59	5.48	1	2	1	18 0759
	10	26	13.5	18	11.5	11.5	25	59.5	5.36	1	2	1	18 0760
	12	26	13.5	18	13	13.5	25	63	5.53	1	2	1	18 0762
	14	26	13.5	18	14	14.5	25	65	5.58	1	2	1	18 0763
	16	28	13.5	18	15.5	16	25	68	5.68	1	2	1	18 0764
120	20	36	13.5	18	22	22	25	82	6.26	1	2	1	18 0766
	8	28	15	19.5	13	13.5	26	65.5	6.58	1	2	1	18 0768
	10	28	15	19.5	13	13.5	26	65.5	6.50	1	2	1	18 0770
	12	28	15	19.5	13	13.5	26	65.5	6.32	1	2	1	18 0772
	14	28	15	19.5	14	14.5	26	67.5	6.39	1	2	1	18 0773
	16	30	15	19.5	15.5	16	26	70.5	6.52	1	2	1	18 0774
150	20	36	15	19.5	22	22	26	85	7.13	1	2	1	18 0776
	8	31	16.5	21	14.5	14.5	30	73	8.12	2	4	1	18 0778
	10	31	16.5	21	14.5	14.5	30	73	8.01	2	4	1	18 0780
	12	31	16.5	21	14.5	14.5	30	73	7.83	2	4	1	18 0782
	14	31	16.5	21	14.5	14.5	30	73	7.68	2	4	1	18 0783
	16	31	16.5	21	15.5	16	30	75.5	7.79	2	4	1	18 0784
185	20	36	16.5	21	22	22	30	88	8.34	2	4	1	18 0786
	10	35	19	24	17	18	30	81	11.33	2	4	1	18 0788
	12	35	19	24	17	18	30	81	11.13	2	4	1	18 0790
	14	35	19	24	17	18	30	81	10.96	2	4	1	18 0791
	16	35	19	24	17	18	30	81	10.75	2	4	1	18 0792
	20	39	19	24	21	22	30	89	11.53	2	4	1	18 0794
240	10	39	21	26	17	18	35	88	13.58	2	4	1	18 0798
	12	39	21	26	17	18	35	88	13.38	2	4	1	18 0800
	14	39	21	26	17	18	35	88	13.22	2	4	1	18 0801
	16	39	21	26	17	18	35	88	13.00	2	4	1	18 0802
	20	39	21	26	21	22	35	96	13.72	2	4	1	18 0804
	300	12	43	23.5	29.5	17	18	44	99	20.49	2	4	1
14		43	23.5	29.5	17	18	44	99	20.29	2	4	1	18 0819
16		43	23.5	29.5	17	18	44	99	20.03	2	4	1	18 0820
400	20	43	23.5	29.5	21	22	44	107	21.10	2	4	1	18 0822
	12	49	27	34	23	23	44	112	31.31	2	4	1	18 0826
	14	49	27	34	23	23	44	112	31.08	2	4	1	18 0828
	16	49	27	34	23	23	44	112	30.77	2	4	1	18 0830
20	49	27	34	23	23	44	112	29.94	2	4	1	18 0832	

ANGLED TUBULAR CABLE LUGS CU, STANDARD DESIGN WITH 90° AND 45° ANGLE

Technical data

- Material: ETP Cu according to DIN EN 13600
- Surface: galvanically tin-coated, other surfaces available upon request
- Also suitable for finely stranded conductors according to IEC 228
- Annealed to copper hardness F 20



90° angle

Cross section (mm ²)	Bolt ø (mm)	Weight per 100 pcs. ~kg	Pressing		PU/pcs.	item no.
			7 mm	5 mm		
6	5	0.6	1	1	100	18 3160
	6	0.59	1	1	100	18 3161
	8	0.67	1	1	100	18 3162
	10	0.8	1	1	100	18 3163
10	12	0.8	1	1	100	18 3164
	5	0.6	1	1	100	18 3165
	6	0.59	1	1	100	18 3166
	8	0.67	1	1	100	18 3167
16	10	0.72	1	1	100	18 3168
	12	0.76	1	1	100	18 3169
	5	1.01	1	2	100	18 3170
	6	1	1	2	100	18 3171
25	8	1.2	1	2	100	18 3172
	10	1.2	1	2	100	18 3173
	12	1.23	1	2	100	18 3174
	5	1.34	1	2	100	18 3175
35	6	1.31	1	2	100	18 3134
	8	1.47	1	2	100	18 3135
	10	1.56	1	2	100	18 3176
	12	1.6	1	2	100	18 3177
50	6	2.04	1	2	1	18 3156
	8	2.28	1	2	1	18 3130
	10	2.39	1	2	1	18 3136
	12	2.54	1	2	1	18 3157
70	6	3.14	1	2	1	18 3158
	8	3.38	1	2	1	18 3131
	10	3.52	1	2	1	18 3137
	12	3.8	1	2	1	18 3159
95	8	5.09	1	2	1	18 3132
	10	5.34	1	2	1	18 3133
	12	5.44	1	2	1	18 3140
	16	5.85	1	2	1	18 3141
120	8	6.4	1	2	1	18 3138
	10	6.27	1	2	1	18 3139
	12	6.48	1	2	1	18 3142
	16	7.12	1	2	1	18 3143
150	8	6.69	1	2	1	18 3144
	10	7.1	1	2	1	18 3145
	12	7.23	1	2	1	18 3146
	16	7.81	1	2	1	18 3147
185	10	8.2	1	2	1	18 3148
	12	8.3	1	2	1	18 3149
240	12	11.9	2	4	1	18 3150
	20	11.53	2	4	1	18 3152
	10	14.63	2	4	1	18 3153
240	12	14.42	2	4	1	18 3154
	20	14.76	2	4	1	18 3155

45° angle

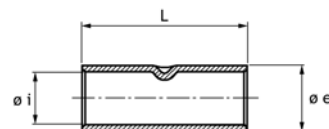
Cross section (mm ²)	Bolt ø (mm)	Weight per 100 pcs. ~kg	Pressing		PU/pcs.	item no.
			7 mm	5 mm		
6	5	0.6	1	1	100	18 3060
	6	0.59	1	1	100	18 3061
	8	0.67	1	1	100	18 3062
	10	0.8	1	1	100	18 3063
10	12	0.8	1	1	100	18 3064
	5	0.6	1	1	100	18 3065
	6	0.6	1	1	100	18 3066
	8	0.67	1	1	100	18 3067
16	10	0.8	1	1	100	18 3068
	12	0.76	1	1	100	18 3069
	5	1.1	1	2	100	18 3070
	6	0.97	1	2	100	18 3071
25	8	1.1	1	2	100	18 3072
	10	1.17	1	2	100	18 3073
	12	1.23	1	2	100	18 3074
	5	1.34	1	2	100	18 3075
35	6	1.31	1	2	100	18 3034
	8	1.47	1	2	100	18 3035
	10	1.56	1	2	100	18 3052
	12	1.6	1	2	100	18 3053
50	6	2.04	1	2	1	18 3056
	8	2.28	1	2	1	18 3030
	10	2.39	1	2	1	18 3036
	12	2.54	1	2	1	18 3057
70	6	3.14	1	2	1	18 3058
	8	3.45	1	2	1	18 3031
	10	3.58	1	2	1	18 3037
	12	3.76	1	2	1	18 3059
95	8	5.24	1	2	1	18 3032
	10	6.6	1	2	1	18 3033
	12	5.69	1	2	1	18 3040
	16	5.94	1	2	1	18 3041
120	8	6.3	1	2	1	18 3038
	10	6.46	1	2	1	18 3039
	12	6.68	1	2	1	18 3042
	16	7.06	1	2	1	18 3043
150	8	6.87	1	2	1	18 3044
	10	7.29	1	2	1	18 3045
	12	7.71	1	2	1	18 3046
	16	8.03	1	2	1	18 3047
185	10	8.6	1	2	1	18 3048
	12	13.2	2	4	1	18 3050
185	16	13	2	4	1	18 3051

1
2
3
4
5
6
7
8
9
10
11
12
13
14
15
16
17
18
19
20
21
22
23
24
25
26

BUTT CONNECTORS, CU, STANDARD DESIGN

Technical data

- Material: ETP Cu according to DIN EN 13600
- Surface: galvanically tin-coated, other surfaces available upon request
- Also suitable for finely stranded conductors according to IEC 228
- Annealed to copper hardness F 20



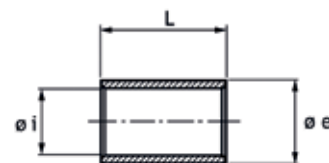
Cross section (mm ²)	øi	øe	L	Weight per 100 pcs. ~kg	Pressing		PU/pcs.	item no.
					7 mm	5 mm		
0.75	1.4	3.2	15.7	0.08	-	-	100	18 0900
1.5	1.8	3.3	14.5	0.08	-	-	100	18 0902
2.5	2.4	4	14.5	0.11	-	-	100	18 0904
4	2.7	5	19	0.25	-	-	100	18 0906
6	3.5	6.5	24	0.50	1-1	1-1	100	18 0908
10	4.5	7	28	0.56	1-1	1-1	100	18 0910
16	5.5	8.5	34	1.00	1-1	1-1	100	18 0912
25	7	10	38	1.36	1-1	2-2	100	18 0914
35	8.5	12	42	2.11	1-1	2-2	1	18 0916
50	10	14	48	3.22	1-1	2-2	1	18 0918
70	12	16.5	52	4.66	1-1	3-3	1	18 0920
95	13.5	18	59	5.85	1-1	3-3	1	18 0922
120	15	19.5	62	7.4	1-1	3-3	1	18 0924
150	16.5	21	72	9	2-2	4-4	1	18 0926
185	19	24	72	12.2	2-2	4-4	1	18 0928
240	21	26	82	15.2	2-2	5-5	1	18 0930
300	23.5	29.5	102	22.23	2-2	-	1	18 0932
400	27	34	102	29.85	2-2	-	1	18 0934



PARALLEL CONNECTORS, CU, STANDARD DESIGN

Technical data

- Material: ETP Cu according to DIN EN 13600
- Surface: galvanically tin-coated, other surfaces available upon request
- Also suitable for finely stranded conductors according to IEC 228
- Annealed to copper hardness F 20



Cross section (mm ²)	øi	øe	L	Weight per 100 pcs. ~kg	PU/pcs.	item no.
2.5	2.3	3.9	7	0.05	100	18 3182
4-6	3.6	5.6	7	0.09	100	18 3184
10	4.5	6.7	9	0.18	100	18 3186
16	5.8	8.2	10	0.22	100	18 3188
25	7.5	10.5	11	0.41	50	18 3190
35	9	12.2	12	0.74	1	18 3192
50	11	15	16	1.20	1	18 3194
70	13.1	17	19	1.60	1	18 3196
95	14.5	19	20	2.11	1	18 3198
120	16.2	21	20	2.50	1	18 3200
150	18	23	20	2.87	1	18 3202
185	20.6	26	28	4.93	1	18 3204
240	23	28	31	5.53	1	18 3206

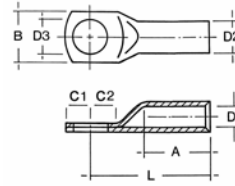


- 1
- 2
- 3
- 4
- 5
- 6
- 7
- 8
- 9
- 10
- 11
- 12
- 13
- 14
- 15
- 16
- 17
- 18
- 19
- 20
- 21
- 22
- 23
- 24
- 25
- 26

1

2

TUBULAR CABLE LUGS FOR SWITCHGEAR CONNECTIONS, SG SERIES



- Design with narrow flange, without view hole
- Material: Cu-ETP according to DIN EN 13 600, soft, F20, which means it can still be manually crimped without any problem ever with large cross sections
- Surface: galvanically tin-coated

5

6

7

8

9

10

11

12

13

14

15

16

17

18

19

20

21

22

23

24

25

26

Cross section (mm ²)	Bolt ø (mm)	øD1	A	B	øD3	øD2	C1	C2	L	Pressing 7 mm	Pressing 5 mm	PU/pcs.	item no.
25	6	7.0	15	10	6.5	10	7	7	29,5	1	2	1	18 3798
35	6	8.5	17	15	6.5	12	8	8	33	1	2	1	18 3800
35	8	8.5	17	15	8.5	12	10	10	35	1	2	1	18 3801
50	6	10	19	15	6.5	14	8	9	37	1	2	1	18 3802
50	8	10	19	17	8.5	14	10	11	39	1	2	1	18 3804
50	10	10	19	19	10.5	14	12	13	41	1	2	1	18 3806
70	6	12	21	17	6.5	16.5	8	9.5	41	1	2	1	18 3808
70	8	12	21	17	8.5	16.5	10	11.5	43	1	2	1	18 3810
70	10	12	21	19	10.5	16.5	12	13.5	45	1	2	1	18 3812
70	12	12	21	19	13	16.5	12	14.5	46	1	2	1	18 3814
95	6	13.5	23	19	6.5	18	8	9.5	43	1	2	1	18 3815
95	8	13.5	23	19	8.5	18	10	11.5	48	1	2	1	18 3816
95	10	13.5	23	19	10.5	18	12	13.5	48	1	2	1	18 3818
95	12	13.5	23	19	13	18	12	14.5	49	1	2	1	18 3820
120	6	15	26	20	6.5	19.5	8	9	49	1	2	1	18 3821
120	8	15	26	20	8.5	19.5	10	11	51	1	2	1	18 3822
120	10	15	26	20	10.5	19.5	12	13	53	1	2	1	18 3824
120	12	15	26	20	13	19.5	12	14	54	1	2	1	18 3826
150	6	16.5	29	20	6.5	21	8	9	52	2	4	1	18 3827
150	8	16.5	29	20	8.5	21	10	11	54	2	4	1	18 3828
150	10	16.5	29	20	10.5	21	12	13	56	2	4	1	18 3830
150	12	16.5	29	20	13	21	12	14	57	2	4	1	18 3832
185	8	19	30	26	8.5	24	10	12	58	2	4	1	18 3833
185	10	19	30	26	10.5	24	12	14	60	2	4	1	18 3834
185	12	19	30	26	13	24	12	14	60	2	4	1	18 3836
185	16	19	30	26	17	24	16	18	64	2	4	1	18 3838
240	8	21	35	30	8.5	26	10	12	63	2	4	1	18 3839
240	10	21	35	30	10.5	26	12	14	65	2	4	1	18 3840
240	12	21	35	30	13	26	12	14	65	2	4	1	18 3842
240	16	21	35	30	17	26	16	18	69	2	4	1	18 3844
300	10	24	42	30	10.5	30	12	13	76	2	-	1	18 3846
300	12	24	42	30	13	30	12	16	79	2	-	1	18 3848
300	16	24	42	30	17	30	16	18	81	2	-	1	18 3850

SLEEVES FOR COMPRESSED OR TAPERED CONDUCTORS, CU, STANDARD DESIGN

Technical data

- Material: ETP Cu according to DIN EN 13600
- Surface: galvanically tin-coated
- Suitable for compressed, multi-stranded or tapered, finely stranded conductors for diameter equalisation (only narrow hexagonal crimping!)



Cross section (mm ²)	Length mm	PU/pcs.	item no.
16	11	100	18 3400
25	14	100	18 3401
35	15	1	18 3402
50	18	1	18 3403
70	19	1	18 3404
95	21	1	18 3405
120	22	1	18 3406
150	26	1	18 3407
185	26	1	18 3408
240	30	1	18 3409
300	38	1	18 3410
400	38	1	18 3411

SET OF SLEEVES FOR COMPRESSED CONDUCTORS

in premium-quality raaco set box

Contents:

285 pieces, sorted

50 pieces each	50 mm ²	18 3403
50 pieces each	70 mm ²	18 3404
50 pieces each	95 mm ²	18 3405
50 pieces each	120 mm ²	18 3406
25 pieces each	150 mm ²	18 3407
25 pieces each	185 mm ²	18 3408
25 pieces each	240 mm ²	18 3409
10 pieces each	300 mm ²	18 3410
Set box of sleeves for compressed conductors		18 3415



Product video

Ferrules for compressed conductors



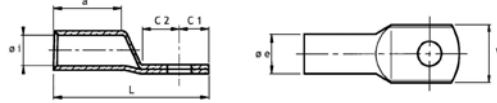
- 1
- 2
- 3
- 4
- 5
- 6
- 7
- 8
- 9
- 10
- 11
- 12
- 13
- 14
- 15
- 16
- 17
- 18
- 19
- 20
- 21
- 22
- 23
- 24
- 25
- 26

TUBULAR CABLE LUGS, CU, DESIGNED FOR FINELY STRANDED CONDUCTORS ACCORDING TO DIN 0295 AND IEC 228



Technical data

- Material: ETP Cu according to DIN EN 13600
- "Easy Entry" flared cable entry
- Surface: galvanically tin-coated, other surfaces available upon request
- Annealed to copper hardness F 20



Cross section (mm ²)	Bolt ø (mm)	W	øi	øe	C1	C2	a	L	Weight per 100 pcs. ~kg	PU/pcs.	item no.
10	5	12	5.6	8	6	7	12.6	32	0.68	100	18 3255
	6	12	5.6	8	6	7	12.6	32	0.65	100	18 3256
	8	15	5.6	8	8	10	12.6	36	0.71	100	18 3258
	10	15	5.6	8	8	10	12.6	36	0.67	100	18 3260
	12	15	5.6	8	8	10	12.6	36	0.72	100	18 3262
16	5	13	6.6	9.5	7	9	14.6	37.6	1.18	50	18 3265
	6	13	6.6	9.5	7	9	14.6	37.6	1.15	50	18 3266
	8	16	6.6	9.5	9	11	14.6	41.6	1.24	50	18 3268
	10	16	6.6	9.5	9	11	14.6	41.6	1.18	50	18 3270
	12	17.5	6.6	9.5	9	11	14.6	41.6	1.11	50	18 3272
25	5	15	7.9	11	9	11	16.5	43.5	1.73	50	18 3275
	6	15	7.9	11	9	11	16.5	43.5	1.7	50	18 3276
	8	17	7.9	11	9	11	16.5	43.5	1.65	50	18 3278
	10	17	7.9	11	9	11	16.5	43.5	1.58	50	18 3280
	12	18.5	7.9	11	9	11	16.5	43.5	1.49	50	18 3282
35	6	18	9.2	12.5	7	10	18.5	43.5	2.08	1	18 3286
	8	18	9.2	12.5	10	14	18.5	51	2.40	1	18 3288
	10	18	9.2	12.5	10	14	18.5	51	2.32	1	18 3290
	12	19	9.2	12.5	10	14	18.5	51	2.20	1	18 3292
	14	20.8	9.2	12.5	10	14.5	18.5	51	2.12	1	18 3294
50	6	21	11	15	10	14	21.5	55.5	3.90	1	18 3296
	8	21	11	15	10	14	21.5	55.5	3.82	1	18 3298
	10	21	11	15	10	14	21.5	55.5	3.72	1	18 3300
	12	21	11	15	10	14	21.5	55.5	3.56	1	18 3302
	14	21	11	15	10	14	21.5	55.5	3.44	1	18 3304

TUBULAR CABLE LUGS, CU, DESIGNED FOR FINELY STRANDED CONDUCTORS ACCORDING TO DIN 0295 AND IEC 228


F

See previous page for description

Cross section (mm ²)	Bolt ø (mm)	W	øi	øe	C1	C2	a	L	Weight per 100 pcs. ~kg	PU/pcs.	item no.
70	6	24	13.1	17	13.5	15.5	27.5	67.5	5.39	1	18 3306
	8	24	13.1	17	13.5	15.5	27.5	67.5	5.31	1	18 3308
	10	24	13.1	17	13.5	15.5	27.5	67.5	5.21	1	18 3310
	12	24	13.1	17	13.5	15.5	27.5	67.5	5.06	1	18 3312
	14	24	13.1	17	13.5	15.5	27.5	67.5	4.93	1	18 3314
95	16	24	13.1	17	13.5	15.5	27.5	67.5	4.77	1	18 3316
	8	28	14.5	19	13	17	32.5	75.5	7.66	1	18 3318
	10	28	14.5	19	13	17	32.5	75.5	7.55	1	18 3320
	12	28	14.5	19	13	17	32.5	75.5	7.38	1	18 3322
	14	28	14.5	19	13	17	32.5	75.5	7.24	1	18 3324
120	16	28	14.5	19	13	17	32.5	75.5	7.06	1	18 3326
	8	30	16.2	21	17	17	31.5	80	8.95	1	18 3328
	10	30	16.2	21	17	17	31.5	80	8.83	1	18 3330
	12	30	16.2	21	17	17	31.5	80	8.64	1	18 3332
	14	30	16.2	21	17	17	31.5	80	8.98	1	18 3334
150	16	30	16.2	21	17	17	31.5	80	8.78	1	18 3336
	8	33	18	23	17	18	35.5	89	11.26	1	18 3338
	10	33	18	23	17	18	31.5	89	11.13	1	18 3340
	12	33	18	23	17	18	31.5	89	10.55	1	18 3342
	14	33	18	23	17	18	31.5	89	11.34	1	18 3344
185	16	33	18	23	17	18	31.5	89	11.13	1	18 3346
	20	33	18	23	13.5	21.5	31.5	89	10.55	1	18 3348
	10	37	20.6	26	19	20	39.6	96	15.04	1	18 3350
	12	37	20.6	26	19	20	39.6	96	14.82	1	18 3352
	14	37	20.6	26	19	20	39.6	96	15.35	1	18 3354
240	16	37	20.6	26	19	20	39.6	96	15.12	1	18 3356
	20	37	20.6	26	19	20	39.6	96	14.85	1	18 3360
	12	41	23	28	19	21	41	101	16.04	1	18 3362
	14	41	23	28	19	21	41	101	15.88	1	18 3364
	16	41	23	28	19	21	41	101	15.66	1	18 3366
300	20	41	23	28	19	21	41	101	15.44	1	18 3370
	12	47	26	32	20	25	43	111	25.39	1	18 3372
	14	47	26	32	20	25	43	111	25.20	1	18 3374
	16	47	26	32	20	25	43	111	24.95	1	18 3376
	20	47	26	32	20	25	43	111	24.26	1	18 3380

1

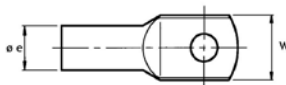
2

COMPRESSION CABLE LUGS, CU, DIN 46235

3

Technical data

- Material: ETP Cu according to DIN EN 13600
- Surface: galvanically tin-coated, other surfaces available upon request
- Especially suitable for finely stranded conductors according to IEC 228
- Annealed to copper hardness F 20



partly UL

5

Cross section (mm ²)	Bolt ø (mm)	Ident. no.	W	øi	øe	C1	C2	a	L	Weight per 100 pcs. ~kg	Pressing according to DIN		PU/pcs.	item no.	
											7 mm	5 mm			
6	5	5	8.5	3.8	5.5	9	6	11	32	0.34	-	1	×	100	18 3500
	6	5	8.5	3.8	5.5	10.5	8	11	33.5	0.32	-	1	×	100	18 3501
	8	5	13	3.8	5.5	11	9	11	36	0.32	-	1	-	100	18 3570
10	5	6	9	4.5	6	7.5	10	12	35	0.39	-	1	×	100	18 3502
	6	6	9	4.5	6	8.5	10	12	36.5	0.38	-	1	×	100	18 3503
	8	6	13	4.5	6	11	10	12	39	0.38	-	1	-	100	18 3504
16	6	8	13	5.5	8.5	8.5	10	20.5	45.5	1.32	1	2	×	100	18 3505
	8	8	13	5.5	8.5	11	10	20.5	48	1.27	1	2	×	100	18 3506
	10	8	17	5.5	8.5	13	12	20.5	50	1.31	1	2	×	100	18 3507
25	12	8	19	5.5	8.5	14	13	20.5	51	1.35	1	2	-	100	18 3508
	6	10	14	7	10	8.5	10	20.5	47.5	1.67	1	2	×	50	18 3509
	8	10	16	7	10	11	10	20.5	50	1.64	1	2	×	50	18 3510
35	10	10	17	7	10	13	12	20.5	52	1.72	1	2	×	50	18 3511
	12	10	19	7	10	14	13.5	20.5	53	1.65	1	2	×	25	18 3512
	6	12	17	8.2	12.5	8.5	14.5	20.5	51.5	2.5	1	2	-	1	18 3572
50	8	12	17	8.2	12.5	11	14.5	20.5	54	3.44	1	2	×	1	18 3513
	10	12	19	8.2	12.5	13	14.5	20.5	56	3.34	1	2	×	1	18 3514
	12	12	21	8.2	12.5	14	14.5	20.5	57	3.21	1	2	×	1	18 3515
70	14	12	23	8.2	12.5	14	14.5	20.5	58.5	2.90	2	3	-	1	18 3516
	8	14	20	10	14.5	11	16.5	30	64	5.04	2	3	×	1	18 3517
	10	14	22	10	14.5	14	16.5	30	66	4.93	2	3	×	1	18 3518
95	12	14	24	10	14.5	14	16.5	30	67	5.06	2	3	×	1	18 3519
	14	14	26	10	14.5	14	16.5	30	68.5	4.96	2	3	-	1	18 3520
	16	14	28	10	14.5	17	16.5	30	70	4.77	2	3	×	1	18 3521
120	8	16	24	11.5	16.5	11	16.5	31	67	6.76	2	3	×	1	18 3522
	10	16	24	11.5	16.5	14	16.5	31	69	6.64	2	3	×	1	18 3523
	12	16	24	11.5	16.5	14	16.5	31	70	6.8	2	3	×	1	18 3524
150	14	16	24	11.5	16.5	14	16.5	31	71.5	6.12	2	3	-	1	18 3525
	16	16	30	11.5	16.5	17	16.5	31	73	6.43	2	3	×	1	18 3526
	8	18	28	13.5	19	14	16.5	37	77	9.00	2	4	-	1	18 3574
185	10	18	28	13.5	19	14	16.5	37	79	10.22	2	4	×	1	18 3527
	12	18	28	13.5	19	14	16.5	37	80	10	2	4	×	1	18 3528
	14	18	30	13.5	19	17	16.5	37	81.5	10	2	4	-	1	18 3529
240	16	18	32	13.5	19	17	16.5	37	83	9.58	2	4	×	1	18 3530
	10	20	32	15.5	21	14	21	38	84	11.36	2	4	×	1	18 3531
	12	20	32	15.5	21	14	21	38	85	11.28	2	4	×	1	18 3532
300	14	20	32	15.5	21	17	21	38	86.5	11.7	2	4	-	1	18 3533
	16	20	32	15.5	21	17	21	38	88	11.63	2	4	×	1	18 3534
	20	20	38	15.5	21	20	21	38	91	12.18	2	4	×	1	18 3535
400	10	22	34	17	23.5	14	21	41	92	16.11	2	4	×	1	18 3536
	12	22	34	17	23.5	14	21	41	93	16.00	2	4	×	1	18 3537
	14	22	34	17	23.5	17	21	41	94.5	16.14	2	4	-	1	18 3538
480	16	22	34	17	23.5	17	21	41	96	16.07	2	4	×	1	18 3539
	20	22	40	17	23.5	20	21	41	99	17.65	2	4	×	1	18 3540
	10	25	37	19	25.5	14	24	42	96	18.96	2	5	×	1	18 3541
625	12	25	37	19	25.5	14	24	42	97	18.89	2	5	×	1	18 3542
	14	25	37	19	25.5	17	24	42	98.5	19.21	2	5	-	1	18 3543
	16	25	37	19	25.5	17	24	42	100	19.92	2	5	×	1	18 3544
800	20	25	40	19	25.5	20	24	42	103	20.09	2	5	×	1	18 3545
	12	28	42	21.5	29	14	24	51	107	26.58	2	5	×	1	18 3546
	14	28	42	21.5	29	17	24	51	108.5	29.90	2	5	-	1	18 3547
1000	16	28	42	21.5	29	17	24	51	110	28.44	2	5	×	1	18 3548
	20	28	45	21.5	29	20	24	51	113	28.44	2	5	×	1	18 3549
	14	32	48	24.5	32	17	24	55	116.5	38.60	2	5	-	1	18 3550
1200	16	32	48	24.5	32	19	24	55	118	32.46	2	5	×	1	18 3551
	20	32	48	24.5	32	22	24	55	121	32.72	2	5	×	1	18 3552
	14	38	55	27.5	38.5	20	24	72	139	68.5	3	-	-	1	18 3553
1500	16	38	55	27.5	38.5	20	24	72	139	68.2	3	-	×	1	18 3554
	20	38	55	27.5	38.5	20	24	72	139	67.5	3	-	×	1	18 3555
	16	42	60	31	42	25	26	75	149	81	3	-	-	1	18 3556
2000	20	42	60	31	42	25	26	75	149	81	3	-	×	1	18 3557
	16	44	63	34.5	44	25	26	83	159	84	3	-	-	1	18 3558
	20	44	63	34.5	44	25	26	83	159	84	3	-	×	1	18 3559

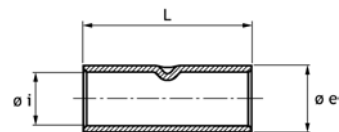
312

COMPRESSION CONNECTORS, CU, DIN 46267, PART 1



Technical data

- Material: ETP Cu according to DIN EN 13600
- Surface: galvanically tin-coated, other surfaces available upon request
- For connections with strain relief
- Especially suitable for finely stranded conductors according to IEC 228
- Annealed to copper hardness F 20



Cross section (mm ²)	Ident. no.	øi	øe	L	Weight per 100 pcs. ~kg	Pressing 7 mm	Pressing 5 mm	PU/pcs.	item no.
6	5	3.8	5.5	31	0.34	1-1	2-2	100	18 3700
10	6	4.5	6	31	0.33	1-1	2-2	100	18 3701
16	8	5.5	8.5	51	1.49	1-1	2-2	100	18 3702
25	10	7	10	51	1.80	1-1	2-2	50	18 3703
35	12	8.2	12.5	51	3.15	1-1	2-2	1	18 3704
50	14	10	14.5	57	4.37	1-1	3-3	1	18 3705
70	16	11.5	16.5	57	5.54	1-1	3-3	1	18 3706
95	18	13.5	19	71	8.84	2-2	4-4	1	18 3707
120	20	15.5	21	71	9.92	2-2	4-4	1	18 3708
150	22	17	23.5	81	14.86	2-2	4-4	1	18 3709
185	25	19	25.5	86	17.35	2-2	5-5	1	18 3710
240	28	21.5	29	91	24.03	2-2	5-5	1	18 3711
300	32	24.5	32	101	29.86	2-2	-	1	18 3712
400	38	27.5	38.5	151	71.00	3-3	-	1	18 3713
500	42	31	42	161	92.00	3-3	-	1	18 3714
625	44	34.5	44	161	80.00	3-3	-	1	18 3715



STAINLESS STEEL (VA) TUBULAR CABLE LUGS



- Material: V2A
- Temperature resistant up to 400 °C
- Resistant to acid and rust
- Ring shaped

Especially suitable for earthing and lightning prediction of aluminium support and frame elements in the photovoltaic field. The stainless steel cable lug can be used to connect copper conductors to aluminium elements, since VA steel does not react corrosively or electrochemically with either of these materials.

When commercially available tubular copper cable lugs are used, the less precious metal (in this case aluminium) can be successively stripped away under the influence of moisture and voltage and thus destroy the frame profiles!

Nom. Cross section mm ²	Fixing bolts ø	Weight / 100 pieces in kg	item no.
4 - 6	M 8	0.28 100	18 8686
10	M 8	0.78 100	18 8704
10	M 10	0.77 100	18 8705
16	M 8	0.6 50	18 8712
16	M 10	0.6 50	18 8714



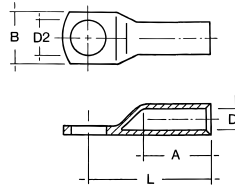
- 1
- 2
- 3
- 4
- 5
- 6
- 7
- 8
- 9
- 10
- 11
- 12
- 13
- 14
- 15
- 16
- 17
- 18
- 19
- 20
- 21
- 22
- 23
- 24
- 25
- 26

1

2

AL COMPRESSION CABLE LUGS, DIN 46329

made of E-Al, bare, barrier seal design with oil stop



3

4

5

6

7

8

9

10

11

12

13

14

15

16

17

18

19

20

21

22

23

24

25

26

Cross section mm ²	Cross section se (mm ²)	Bolt ø	Ident. No.	D1 mm	D2 mm	A mm	B mm	L mm	Weight per 100 pcs. ~kg	Pressing 7 mm	Pressing 5 mm	according to DIN	PU/pcs.	item no.
50	70	M 8	16	9.8	8.4	42	25	62	2.75	3	5	x	50	18 3617
50	70	M10	16	9.8	10.5	42	25	62	2.7	3	5	x	50	18 3618
50	70	M12	16	9.8	13	42	25	62	2.65	3	5	x	50	18 3619
70	95	M 8	18	11.2	8.4	52	25	72	3.45	3	6	x	25	18 3622
70	95	M10	18	11.2	10.5	52	25	72	3.8	3	6	x	25	18 3623
70	95	M12	18	11.2	13	52	25	72	3.35	3	6	x	25	18 3624
95	120	M10	22	13.2	10.5	56	25	75	6.9	3	6	x	25	18 3627
95	120	M12	22	13.2	13	56	25	75	4.92	3	6	x	25	18 3628
95	120	M16	22	13.2	17	56	25	75	6	3	6	-	25	18 3630
120	150	M10	22	14.7	10.5	56	30	80	5.95	3	6	x	25	18 3631
120	150	M12	22	14.7	13	56	30	80	5.84	3	6	x	25	18 3632
120	150	M16	22	14.7	17	56	30	80	6.6	3	6	x	25	18 3634
150	185	M10	25	16.3	10.5	60	30	90	8.5	3	6	x	10	18 3636
150	185	M12	25	16.3	13	60	30	90	7.73	3	6	x	10	18 3637
150	185	M16	25	16.3	17	60	30	90	7.6	3	6	x	10	18 3639
150	185	M20	25	16.3	21	60	30	90	8.2	3	6	-	10	18 3640
185	240	M10	28	18.3	10.5	60	30	91	11	3	6	x	10	18 3641
185	240	M12	28	18.3	13	60	30	91	9.88	3	6	x	10	18 3642
185	240	M16	28	18.3	17	60	30	91	10.1	3	6	x	10	18 3644
185	240	M20	28	18.3	21	60	30	91	10	3	6	x	10	18 3645
240	300	M10	32	21	10.5	70	38	103	15.5	3	8	-	5	18 3646
240	300	M12	32	21	13	70	38	103	13.8	3	8	-	5	18 3647
240	300	M16	32	21	17	70	38	103	13.48	3	8	x	5	18 3648
240	300	M20	32	21	21	70	38	103	15	3	8	x	5	18 3649
300		M12	34	23.3	13	70	38	103	17.6	3	8	x	5	18 3650
300		M16	34	23.3	17	70	38	103	17.28	3	8	x	5	18 3651
300		M20	34	23.3	21	70	38	103	17.4	3	8	x	5	18 3652
400		M12	38	26	13	73	38	116	38	3	-	x	5	18 3653
400		M16	38	26	17	73	38	116	37.4	3	-	x	5	18 3654
400		M20	38	26	21	73	38	116	40.2	3	-	x	5	18 3655
500		M12	44	29	13	79	44	122	43.7	4	-	x	5	18 3656
500		M16	44	29	17	79	44	122	43.3	4	-	x	5	18 3657
500		M20	44	29	21	79	44	122	43	4	-	x	5	18 3658

AL COMPRESSION CONNECTORS, DIN 46267, PART 2



made of E-Al, bare, for pre-rounded sm/se sector-shaped conductors

Cross section rm/sm (mm ²)	Cross section se (mm ²)	Ident. No.	Inner ø mm	Length mm	Weight kg/100	Pressing		PU/pcs.	item no.
						7 mm	5 mm		
35	50	14	8	85	2.6	2-2	5-5	10	18 3860
50	70	16	9.8	85	3.2	2-2	5-5	10	18 3861
70	95	18	11.2	105	5.3	3-3	6-6	10	18 3862
95	120	22	13.2	105	7.6	3-3	6-6	10	18 3863
120	150	22	14.7	105	7.8	3-3	6-6	10	18 3864
150	185	25	16.3	125	10.7	3-3	7-7	10	18 3865
185	240	28	18.3	125	14.3	3-3	7-7	5	18 3866
240	300	32	21	145	20.3	3-3	8-8	5	18 3867
300	---	34	23.3	145	22.2	3-3	-	1	18 3868
400	---	38	26	210	40.8	4-4	-	1	18 3869



COMPRESSION CABLE LUGS, AL-CU



made of E-Al and E-Cu according to EN 13600, bare, barrier seal with solid Cu screw mounting link.

Pipe dimensions according to DIN 46329, with compression markings. For screwing Al connections to Cu rails.

For strain-relieved connections of AL cables according to DIN 48201, Part 1 and AL conductors according to DIN EN 50182. For pre-rounded sector-shaped conductors.

Cross section rm/sm (mm ²)	Cross section se (mm ²)	Bolt ø	Ident. No.	D1 mm	D2 mm	B mm	L mm	Weight tot. kg/100	Pressing		PU/pcs.	item no.
									7 mm	5 mm		
25	35	M8	12	6.8	8.5	25	61	3.2	2	4	10	18 3910
25	35	M10	12	6.8	10.5	25	61	3.1	2	4	10	18 3911
25	35	M12	12	6.8	13	25	61	3	2	4	10	18 3912
35	50	M10	14	8	10.5	25	71	3.8	3	5	10	18 3914
35	50	M12	14	8	13	25	71	3.6	3	5	10	18 3915
50	70	M10	16	9.8	10.5	25	72	4.3	3	5	10	18 3918
50	70	M12	16	9.8	13	25	72	4.1	3	5	10	18 3919
70	95	M10	18	11.2	10.5	25	82	5.3	3	6	10	18 3923
70	95	M12	18	11.2	13	25	82	5.1	3	6	10	18 3924
95	120	M12	22	13.2	13	30	85	9.9	3	6	10	18 3928
95	120	M16	22	13.2	17	30	85	10.5	3	6	10	18 3930
120	150	M12	22	14.7	13	30	87	10.6	3	7	10	18 3932
120	150	M16	22	14.7	17	30	87	10	3	7	10	18 3934
150	185	M12	25	16.3	13	30	104	16.2	3	7	5	18 3937
150	185	M16	25	16.3	17	30	104	15.7	3	7	5	18 3939
185	240	M12	28	18.3	13	30	105	21.8	3	7	5	18 3942
185	240	M16	28	18.3	17	30	105	21.4	3	7	5	18 3944
240	300	M12	32	21	13	35	120	29.8	3	8	5	18 3946
240	300	M16	32	21	17	35	120	29	3	8	5	18 3948
300		M16	34	24.5	17	40	120	40.7	3	8	1	18 3951
300		M20	34	24.5	21	40	120	39.5	3	8	1	18 3952



AL-CU COMPRESSION CONNECTORS

made of E-Al and E-Cu according to EN 13600, bare. For connections of

CU cables according to DIN 48201, ALU cables according to DIN 48201, Part 1 and ALU conductors DIN EN 50182.

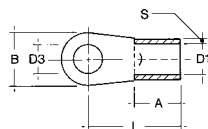


Cross sect. AL mm/sm (mm ²)	Cross sect. AL se (mm ²)	Cross sect. (mm ²)	Ident. No. AL	Ident. No. CU	AL mm	CU mm	Length mm	Weight CU kg/100	Weight tot. kg/100	Pressing 7 mm 5 mm	PU/pcs.	item no.	
70	95	16	18	8	11.2	5.5	79	0.71	4.1	3	6	4	18 3420
70	95	25	18	10	11.2	7	79	0.89	3.95	3	6	4	18 3421
70	95	35	18	12	11.2	8.2	79	1.62	4.9	3	6	4	18 3422
70	95	50	18	14	11.2	10	85	2.36	5.7	3	6	4	18 3423
70	95	70	18	16	11.2	11.5	96	2.92	7.25	3	6	4	18 3424
70	95	95	18	18	11.2	13.5	95	4.96	9.36	3	6	4	18 3425
70	95	120	18	20	11.2	15.5	99	5.64	10.54	3	6	4	18 3426
95	120	16	22	8	13.2	5.5	79	0.71	6.15	3	6	4	18 3430
95	120	25	22	10	13.2	7	79	0.89	6.3	3	6	4	18 3431
95	120	35	22	12	13.2	8.2	79	1.52	6.8	3	6	4	18 3432
95	120	50	22	14	13.2	10	85	2.36	8.05	3	6	4	18 3433
95	120	70	22	16	13.2	11.5	87	3.11	8.2	3	6	4	18 3434
95	120	95	22	18	13.2	13.5	95	4.96	10.35	3	6	4	18 3435
95	120	120	22	20	13.2	15.5	95	5.64	11.55	3	6	4	18 3436
120	150	35	22	12	14.7	8.2	81	1.52	7.6	3	6	4	18 3440
120	150	50	22	14	14.7	10	87	2.36	7.9	3	6	4	18 3441
120	150	70	22	16	14.7	11.5	89	3.11	8.5	3	6	4	18 3442
120	150	95	22	18	14.7	13.5	97	4.86	11	3	6	4	18 3443
120	150	120	22	20	14.7	15.5	97	5.64	10.28	3	6	4	18 3444
150	185	16	25	8	16.3	5.4	92	0.71	7.8	3	6	4	18 3450
150	185	25	25	10	16.3	6.8	92	0.89	8	3	6	4	18 3451
150	185	35	25	12	16.3	8.2	92	1.62	8.4	3	6	4	18 3452
150	185	50	25	14	16.3	10	99	2.36	10.2	3	6	4	18 3453
150	185	70	25	16	16.3	11.5	100	3.11	10.35	3	6	4	18 3454
150	185	95	25	18	16.3	13.5	108	4.96	12.65	3	6	4	18 3455
150	185	120	25	20	16.3	15.5	108	5.64	13.9	3	6	4	18 3456
150	185	150	25	22	16.3	17	124	8.23	16.7	3	6	4	18 3457
185	240	50	28	14	18.3	10	99	2.36	12.1	3	6	1	18 3460
185	240	70	28	16	18.3	11.5	100	3.11	13	3	6	1	18 3461
185	240	95	28	18	18.3	13.5	108	4.96	14.45	3	6	1	18 3462
185	240	120	28	20	18.3	15.5	108	5.64	13.72	3	6	1	18 3463
185	240	150	28	22	18.3	17	113	8.23	19.55	3	6	1	18 3464
185	240	185	28	25	18.3	19	116	9.62	21	3	6	1	18 3465
240	300	50	32	14	21	10	110	2.36	16.5	3	8	1	18 3470
240	300	70	32	16	21	11.5	111	3.11	18	3	8	1	18 3471
240	300	95	32	18	21	13.5	119	4.96	19	3	8	1	18 3472
240	300	120	32	20	21	15.5	119	5.64	20.5	3	8	1	18 3473
240	300	150	32	22	21	17	124	8.23	23.3	3	8	1	18 3474
240	300	185	32	25	21	19	127	9.62	25.5	3	8	1	18 3475
240	300	240	32	28	21	21.5	128	12.71	30.1	3	8	1	18 3476
300	300	120	34	20	23.5	15.5	119	5.64	27.8	3	8	1	18 3480
300	300	150	34	22	23.5	17	124	8.23	31.1	3	8	1	18 3481
300	300	185	34	25	23.5	19	127	9.62	32.7	3	8	1	18 3482
300	300	240	34	28	23.5	21.5	128	12.71	37.5	3	8	1	18 3483
300	300	300	34	32	23.5	24.5	134	16.1	41.7	3	8	1	18 3484

CRIMPING CABLE LUGS, RING-SHAPED, CU, DIN 46234

Technical data

- Material: ETP Cu according to DIN EN 13600
- Surface: galvanically tin-coated, other surfaces available upon request
- Especially suitable for finely stranded conductors according to IEC 228



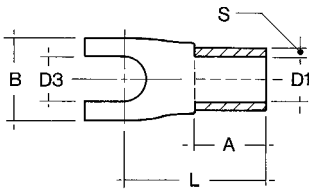
Cross section (mm ²)	Bolt ø (mm)	Nom. size acc. to DIN	D1	D3	A	B	L	S	Weight per 100 pcs. ~kg	PU/pcs.	item no.
0,5 - 1	3	3 - 1	1.6	3.2	5	6	11	0.8	0.07	100	18 0400
	4	4 - 1	1.6	4.3	5	8	12	0.8	0.07	100	18 0402
	5	5 - 1	1.6	5.3	5	10	13	0.8	0.07	100	18 0403
1,5 - 2,5	3	3 - 2,5	2.3	3.2	5	6	11	0.8	0.07	100	18 0407
	4	4 - 2,5	2.3	4.3	5	8	12	0.8	0.08	100	18 0408
	5	5 - 2,5	2.3	5.3	5	10	14	0.8	0.09	100	18 0410
	6	6 - 2,5	2.3	6.5	5	11	16	0.8	0.11	100	18 0412
4 - 6	8	8 - 2,5	2.3	8.4	5	14	17	0.8	0.13	100	18 0413
	4	4 - 6	3.6	4.3	6	8	14	1	0.14	100	18 0416
	5	5 - 6	3.6	5.3	6	10	15	1	0.16	100	18 0418
	6	6 - 6	3.6	6.5	6	11	16	1	0.16	100	18 0420
10	8	8 - 6	3.6	8.4	6	14	19	1	0.22	100	18 0422
	10	10 - 6	3.6	10.5	6	18	21	1	0.28	100	18 0423
	5	5 - 10	4.5	5.3	8	10	16	1.1	0.23	100	18 0426
	6	6 - 10	4.5	6.5	8	11	17	1.1	0.25	100	18 0428
16	8	8 - 10	4.5	8.4	8	14	20	1.1	0.3	100	18 0430
	10	10 - 10	4.5	10.5	8	18	21	1.1	0.35	100	18 0432
	12	12 - 10	4.5	13	8	22	23	1.1	0.43	100	18 0434
	5	5 - 16	5.8	5.3	10	11	20	1.2	0.39	100	18 0436
25	6	6 - 16	5.8	6.5	10	11	20	1.2	0.38	100	18 0438
	8	8 - 16	5.8	8.4	10	14	22	1.2	0.43	100	18 0440
	10	10 - 16	5.8	10.5	10	18	24	1.2	0.5	100	18 0442
	12	12 - 16	5.8	13	10	22	26	1.2	0.5	50	18 0444
35	5	5 - 25	7.5	5.3	11	12	25	1.5	0.7	100	18 0446
	6	6 - 25	7.5	6.5	11	12	25	1.5	0.69	100	18 0448
	8	8 - 25	7.5	8.4	11	16	25	1.5	0.75	100	18 0450
	10	10 - 25	7.5	10.5	11	18	26	1.5	0.8	100	18 0452
50	12	12 - 25	7.5	13	11	22	31	1.5	0.92	100	18 0454
	16	16 - 25	7.5	17	11	28	35	1.5	0.92	100	18 0456
	6	6 - 35	9	6.5	12	15	26	1.6	1.01	1	18 0458
	8	8 - 35	9	8.4	12	16	26	1.6	0.98	1	18 0460
70	10	10 - 35	9	10.5	12	18	27	1.6	1	1	18 0462
	12	12 - 35	9	13	12	22	31	1.6	1.26	1	18 0464
	16	16 - 35	9	17	12	28	36	1.6	1.47	1	18 0466
	6	6 - 50	11	6.5	16	18	34	1.8	1.75	1	18 0468
95	8	8 - 50	11	8.4	16	18	34	1.8	1.68	1	18 0470
	10	10 - 50	11	10.5	16	18	34	1.8	1.6	1	18 0472
	12	12 - 50	11	13	16	22	36	1.8	1.8	1	18 0474
	16	16 - 50	11	17	16	28	40	1.8	2.1	1	18 0476
120	6	6 - 70	13	6.5	18	22	38	2	2.7	1	18 0478
	8	8 - 70	13	8.4	18	22	38	2	2.6	1	18 0480
	10	10 - 70	13	10.5	18	22	38	2	2.5	1	18 0482
	12	12 - 70	13	13	18	22	38	2	2.4	1	18 0484
150	16	16 - 70	13	17	18	28	42	2	2.7	1	18 0486
	8	8 - 95	15	8.4	20	24	42	2.5	4.02	1	18 0488
	10	10 - 95	15	10.5	20	24	42	2.5	3.92	1	18 0490
	12	12 - 95	15	13	20	24	42	2.5	3.9	1	18 0492
185	16	16 - 95	15	17	20	28	44	2.5	3.7	1	18 0494
	8	8 - 120	17	8.4	22	24	44	3	5.8	1	18 0496
	10	10 - 120	17	10.5	22	24	44	3	5.6	1	18 0498
	12	12 - 120	17	13	22	24	44	3	5.4	1	18 0500
240	16	16 - 120	17	17	22	28	48	3	5.8	1	18 0502
	10	10 - 150	19	10.5	24	30	50	3.2	7.7	1	18 0504
	12	12 - 150	19	13	24	30	50	3.2	7.6	1	18 0506
185	16	16 - 150	19	17	24	30	50	3.2	7.5	1	18 0508
	12	12 - 185	21	13	28	36	50	3.5	10.8	1	18 0510
	16	16 - 185	21	17	28	36	50	3.5	10.2	1	18 0512
240	12	12 - 240	23.5	13	32	38	56	4	14.70	1	18 0514
	16	16 - 240	23.5	17	32	38	56	4	14.30	1	18 0516

1
2
3
4
5
6
7
8
9
10
11
12
13
14
15
16
17
18
19
20
21
22
23
24
25
26

CRIMPING CABLE LUGS, FORK-SHAPED, CU



- Technical data
- Material: ETP Cu according to DIN EN 13600
 - Surface: galvanically tin-coated
 - Hard soldered ferrule seam
 - For connections with strain relief

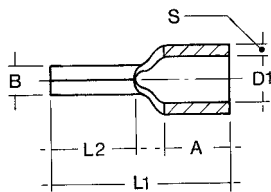


Cross section (mm ²)	Bolt ø (mm)	D1	D3	A	B	L	S	Weight per 100 pcs. ~kg	PU/pcs.	item no.
0,5 - 1	3	1,6	3,2	5	6,0	11	0,8	0,06	100	18 0520
	4	1,6	4,3	5	6,8	12	0,8	0,07	100	18 0522
	5	1,6	5,3	5	10,0	13	0,8	0,07	100	18 0524
1,5 - 2,5	3	2,3	3,2	5	5,5	13	0,8	0,06	100	18 0530
	4	2,3	4,3	5	6,8	12	0,8	0,08	100	18 0532
	5	2,3	5,3	5	10,0	14	0,8	0,09	100	18 0534
4 - 6	6	2,3	6,5	5	11,0	16	0,8	0,12	100	18 0536
	4	3,6	4,3	6	8,0	14	1	0,14	100	18 0540
	5	3,6	5,3	6	10,0	15	1	0,16	100	18 0542
10	6	3,6	6,5	6	11,0	16	1	0,17	100	18 0544
	8	3,6	8,4	6	14,0	19	1	0,2	100	18 0546
	5	4,5	5,3	8	10,0	17	1,1	0,22	100	18 0550
16	6	4,5	6,5	8	11,0	17	1,1	0,25	100	18 0552
	5	5,8	5,3	10	11,0	20	1,2	0,358	100	18 0560
	6	5,8	6,5	10	11,0	20	1,2	0,358	100	18 0562

CRIMPING CABLE LUGS, PIN-SHAPED, CU, 0.5 - 6 MM2 ACC. TO DIN 46230



- Technical data
- Material: ETP Cu according to DIN EN 13600
 - Surface: galvanically tin-coated
 - Hard soldered ferrule seam
 - For connections with strain relief



Cross section (mm ²)	Pin ø (mm)	L1	L2	D1	A	B	S	Weight per 100 pcs. ~kg	PU/pcs.	item no.
0.5 - 1	1.8	17	10	1.8	5	1.9	0.8	0.06	100	18 0590*
1.5-2.5	2.3	17	10	2.3	5	1.9	0.8	0.07	100	18 0592*
4 - 6	3.4	20	11	3.6	6	2.7	0.8	0.15	100	18 0594*
10	4.5	24.5	11	4.3	10	4.3	1	0.27	100	18 0600*
16	6	29.5	15	5.4	11.5	5.8	1	0.42	100	18 0602*
25	7	33.5	15	6.7	13.5	6.8	1.2	0.66	100	18 0604
35	8	40.5	20	8.2	16	8	1.5	1.2	1	18 0606*
50	9.5	45	20	9.5	19	9.5	1.8	1.91	1	18 0608*
70	11	55	23	11.2	24	11	2	3	1	18 0610
95	12.5	55	23	13.5	24	12.5	2.5	4.3	1	18 0612

SCREW CONNECTORS



Type	Conductor cross-section in mm ²				
brass	1.5 - 16	only Cu		1	18 0960
tin-coated	6 - 25	Cu and Al		1	18 0962

BRANCH AND CONNECTOR TERMINALS



Type	Conductor cross-section in mm ²				
brass	1.5 - 10	Cu and Al		1	18 0964
brass	2.5 - 16	Cu and Al		1	18 0966
brass	6 - 25	Cu and Al		1	18 0968

TUBULAR CABLE LUG SETS

in a premium  set box with crimping pliers

Content:

255 assorted pieces:	PU	item no.
• 25 tubular cable lugs 6 mm ² , M6		18 0694
• 25 tubular cable lugs 6 mm ² , M8		18 0696
• 25 tubular cable lugs 10 mm ² , M6		18 0702
• 25 tubular cable lugs 10 mm ² , M8		18 0704
• 25 tubular cable lugs 16 mm ² , M8		18 0712
• 25 tubular cable lugs 25 mm ² , M8		18 0722
• 25 tubular cable lugs 25 mm ² , M10		18 0724
• 20 tubular cable lugs 35 mm ² , M8		18 0732
• 20 tubular cable lugs 35 mm ² , M10		18 0734
• 20 tubular cable lugs 50 mm ² , M10		18 0742
• 20 tubular cable lugs 50 mm ² , M12		18 0744
• Crimping tool, 6 – 50 mm ² , hexagonal crimping		10 1882
Set box with tubular cable lugs	1	18 1545



COMPRESSION CABLE LUG SETS

in a premium  set box with crimping pliers

Content:

370 pieces, sorted:	PU	item no.
• 50 compression cable lugs 6 mm ² , M5		18 3500
• 50 compression cable lugs 6 mm ² , M6		18 3501
• 50 compression cable lugs 10 mm ² , M5		18 3502
• 50 compression cable lugs 10 mm ² , M6		18 3503
• 25 compression cable lugs 16 mm ² , M8		18 3506
• 25 compression cable lugs 16 mm ² , M10		18 3507
• 25 compression cable lugs 25 mm ² , M8		18 3510
• 25 compression cable lugs 25 mm ² , M10		18 3511
• 20 compression cable lugs 35 mm ² , M8		18 3513
• 20 compression cable lugs 35 mm ² , M10		18 3514
• 15 compression cable lugs 50 mm ² , M10		18 3518
• 15 compression cable lugs 50 mm ² , M12		18 3519
• Crimping tool, 6 – 50 mm ² , hexagonal crimping		10 1883
Set box with compression cable lugs	1	18 1546

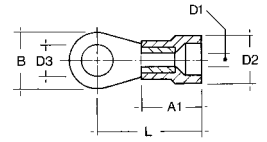
INSULATED CABLE CONNECTORS

CRIMPING CABLE LUGS, RING-SHAPED, CU, INSULATED, DIN 46237, FROM 0.5 - 6 MM²



Technical data

- Material: ETP Cu according to DIN EN 13600
- Surface: galvanically tin-coated
- For connections with strain relief
- Insulated PA (polyamide, nylon), halogen-free
- Temperature resistance -60°C to +105°C
- 600 V max.
- Easy Entry allows the conductor to be inserted quickly and easily

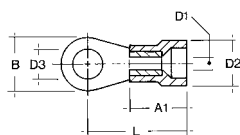


Cross section (mm ²)	Bolt ø (mm)	Nom. size acc. to DIN	Insulation colour	D1	D2	D3	A1	B	L	Weight per 100 pcs. ~kg	according to DIN EN	UL listed	PU/pcs.	item no.
0.1 - 0.4	2		yellow	1	3.2	2.3	10.5	5	14	0.02	-	-	100	18 0008
	3		yellow	1	3.2	3.2	10.5	5	16	0.03	-	-	100	18 0010
	4		yellow	1	3.2	4.3	10.5	6	17	0.04	-	-	100	18 0014
	5		yellow	1	3.2	5.3	10.5	8	18	0.05	-	-	100	18 0016
0.5 - 1	3	3 - 1	red	1.6	4.1	3.2	11.5	6	16	0.07	x	x	100	18 0020
	4	4 - 1	red	1.6	4.1	4.3	11.5	8	17	0.08	x	x	100	18 0024
	5	5 - 1	red	1.6	4.1	5.3	11.5	10	18	0.1	x	x	100	18 0026
	6		red	1.6	4.1	6.5	11.5	11	20	0.11	-	x	100	18 0028
	8		red	1.6	4.1	8.4	11.5	14	22	0.14	-	x	100	18 0027
1.5 - 2.5	10		red	1.6	4.1	10.5	11.5	18	24	0.19	-	x	100	18 0029
	3	3 - 2.5	blue	2.3	4.5	3.2	11.5	6	17	0.08	x	x	100	18 0030
	4	4 - 2.5	blue	2.3	4.5	4.3	11.5	8	18	0.09	x	x	100	18 0034
	5	5 - 2.5	blue	2.3	4.5	5.3	11.5	10	20	0.11	x	x	100	18 0036
	6	6 - 2.5	blue	2.3	4.5	6.5	11.5	11	22	0.12	x	x	100	18 0038
4 - 6	8	8 - 2.5	blue	2.3	4.5	8.4	11.5	14	23	0.15	x	x	100	18 0040
	10		blue	2.3	4.5	10.5	11.5	18	25	0.21	-	x	100	18 0042
	4	4 - 6	yellow	3.6	6.8	4.3	13	8	20	0.16	x	x	100	18 0050
	5	5 - 6	yellow	3.6	6.8	5.3	13	10	21	0.19	x	x	100	18 0052
	6	6 - 6	yellow	3.6	6.8	6.5	13	11	22	0.2	x	x	100	18 0054
10	8	8 - 6	yellow	3.6	6.8	8.4	13	14	25	0.24	x	x	100	18 0056
	10	10 - 6	yellow	3.6	6.8	10.5	13	18	27	0.3	x	x	100	18 0058
	5		red	4.5	8.6	5.3	16.5	10	24	0.29	-	x	100	18 0070
	6		red	4.5	8.6	6.5	16.5	11	25	0.3	-	x	100	18 0072
	8		red	4.5	8.6	8.4	16.5	14	28	0.34	-	x	50	18 0074
16	10		red	4.5	8.6	10.5	16.5	18	29	0.41	-	x	50	18 0076
	12		red	4.5	8.6	13	16.5	22	31	0.49	-	x	50	18 0078
	5		blue	5.8	9.6	5.3	21.5	11	30	0.494	-	x	50	18 0080
	6		blue	5.8	9.6	6.5	21.5	11	30	0.494	-	x	50	18 0082
	8		blue	5.8	9.6	8.4	21.5	14	32	0.592	-	x	50	18 0084
20	10		blue	5.8	9.6	10.5	21.5	18	34	0.572	-	x	50	18 0086
	12		blue	5.8	9.6	13	21.5	22	36	0.768	-	x	50	18 0088

CRIMPING CABLE LUGS, FORK-SHAPED, CU, INSULATED, DIN 46237 FROM 0.5 - 6 MM²



partly UL



Technical data

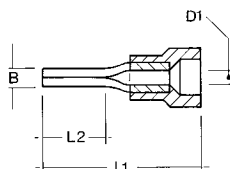
- Material: ETP Cu according to DIN EN 13600
- Surface: galvanically tin-coated
- For connections with strain relief
- Insulated PA (polyamide, nylon), halogen-free
- Temperature resistance -60°C to +105°C
- 600 V max.
- Easy Entry allows the conductor to be inserted quickly and easily

Cross section (mm ²)	Bolt ø (mm)	Nom. size acc. to DIN	Insulation colour	D1	D2	D3	A1	B	L	Weight per 100 pcs. ~kg	according to DIN	UL listed	PU/pcs.	item no.
0.1 - 0.4	3		yellow	1	3.2	3.3	10.5	5	16	0.04	-	-	100	18 0118
0.5 - 1	3	3 - 1	red	1.6	4.1	3.2	11.5	5.8	16	0.07	x	x	100	18 0120
	4	4 - 1	red	1.6	4.1	4.3	11.5	7	17	0.08	x	x	100	18 0124
1.5 - 2.5	5	5 - 1	red	1.6	4.1	5.3	11.5	9.6	18	0.09	x	x	100	18 0126
	6		red	1.6	4.1	6.5	11.5	11	20	0.1	-	x	100	18 0128
	3	3 - 2.5	blue	2.3	4.5	3.2	11.5	5.9	17	0.08	x	x	100	18 0140
4 - 6	4	4 - 2.5	blue	2.3	4.5	4.3	11.5	7	19	0.09	x	x	100	18 0144
	5	5 - 2.5	blue	2.3	4.5	5.3	11.5	10	20	0.11	x	x	100	18 0146
	6	6 - 2.5	blue	2.3	4.5	6.5	11.5	12	23	0.12	x	x	100	18 0148
10	4	4 - 6	yellow	3.6	6.8	4.3	13	9	20	0.17	x	x	100	18 0160
	5	5 - 6	yellow	3.6	6.8	5.3	13	9	21	0.19	x	x	100	18 0162
	6	6 - 6	yellow	3.6	6.8	6.5	13	12.5	22	0.2	x	x	100	18 0164
	8	8 - 6	yellow	3.6	6.8	8.4	13	15	25	0.24	x	x	100	18 0166
16	10	10 - 6	yellow	3.6	6.8	10.5	13	19.2	27	0.3	x	x	100	18 0168
	5		red	4.5	8.6	5.3	16.5	10.5	17	0.16	-	-	100	18 0170
16	6		red	4.5	8.6	6.4	16.5	10.5	17	0.16	-	-	100	18 0172
	6		blue	5.8	9.6	6.4	21.5	11	20	0.44	-	-	50	18 0174

CRIMPING CABLE LUGS, PIN-SHAPED, CU, INSULATED, DIN 46231 FROM 0.5 - 6 MM²



partly UL



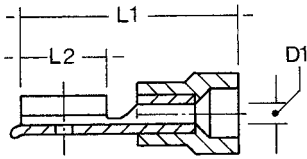
Technical data

- Material: ETP Cu according to DIN EN 13600
- Surface: galvanically tin-coated, other surfaces available upon request
- For connections with strain relief
- Insulated PA (polyamide, nylon), halogen-free
- Temperature resistance -60°C to +105°C
- 600 V max.
- Easy Entry allows the conductor to be inserted quickly and easily

Cross section (mm ²)	Pin length (mm)	Nom. size acc. to DIN	Insulation colour	L1	L2	D1	B	Weight per 100 pcs. ~kg	according to DIN	UL listed	PU/pcs.	item no.
0.1 - 0.4	9		yellow	20	9	1	1	0.05	-	-	100	18 0220
0.5 - 1	10	1	red	22	10	1.6	1.9	0.08	x	x	100	18 0222
1.5 - 2.5	10	2.5	blue	22	10	2.3	1.9	0.09	x	x	100	18 0224
4 - 6	11	6	yellow	27	11	3.6	2.7	0.19	x	x	100	18 0226
10	11		red	33	11	4.3	4.3	0.31	-	x	100	18 0227
16	15		blue	38	15	5.4	5.5	0.49	-	x	100	18 0228

1
2
3
4
5
6
7
8
9
10
11
12
13
14
15
16
17
18
19
20
21
22
23
24
25
26

BLADE RECEPTACLES, INSULATED, DIN 46245, PART 1-3, AND SIMILAR DESIGNS



- Technical data
- Material: CuZn (brass)
 - Surface: galvanically tin-coated
 - Insulated PA (polyamide, nylon), halogen-free
 - Temperature resistance -60°C to +105°C
 - 600 V max.
 - Easy Entry allows the conductor to be inserted quickly and easily

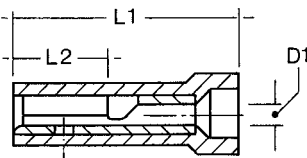


Cross section (mm ²)	Connector size (mm)	Nom. size acc. to DIN	Insulation colour	L1	L2	D1	Weight per 100 pcs. ~kg	PU/pcs.	item no.
0.5 - 1	2.8 x 0.5		red	17.5	8	1.6	0.07	100	18 0250
	2.8 x 0.8		red	17.5	8	1.6	0.07	100	18 0252
	4.8 x 0.5		red	18	6	1.6	0.09	100	18 0254
1.5 - 2.5	4.8 x 0.8	4.8 - 1	red	18	6	1.6	0.09	100	18 0256
	6.3 x 0.8	6.3 - 1	red	22	7.5	1.6	0.11	100	18 0230
	2.8 x 0.5		blue	18	8	2.3	0.1	100	18 0236
4 - 6	2.8 x 0.8		blue	18	8	2.3	0.08	100	18 0238
	4.8 x 0.5		blue	18	6	2.3	0.09	100	18 0258
	4.8 x 0.8	4.8 - 2.5	blue	18	6	2.3	0.09	100	18 0260
1.5 - 2.5	6.3 x 0.8	6.3 - 2.5	blue	21	7.4	2.3	0.11	100	18 0232
	6.3 x 0.8	6.3 - 6	yellow	21	7.5	3.6	0.17	100	18 0234
	9.5 x 1.2		yellow	26.5	12	3.6	0.26	100	18 0235

BLADE RECEPTACLES, FULLY INSULATED



partly UL



- Technical data
- Material: CuZn (brass)
 - Surface: galvanically tin-coated
 - Insulation: fully insulated PA (polyamide, nylon), halogen-free
 - Temperature resistance -60°C to +105°C
 - 600 V max.
 - Easy Entry allows the conductor to be inserted quickly and easily

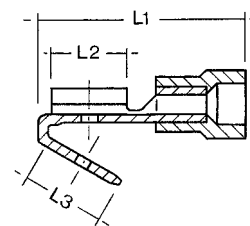


Cross section (mm ²)	Connector size (mm)	Insulation colour	L1	L2	D1	Weight per 100 pcs. ~kg	UL listet	PU/pcs.	item no.
0.5 - 1	2.8 x 0.5	red	20	8	1.6	0.08	x	100	18 0241
	2.8 x 0.8	red	20	8	1.6	0.1	x	100	18 0243
	4.8 x 0.5	red	18	6	1.6	0.09	x	100	18 0244
	4.8 x 0.8	red	18	6	1.6	0.09	x	100	18 0245
1.5 - 2.5	6.3 x 0.8	red	21	7.5	1.6	0.12	-	100	18 0240
	2.8 x 0.5	blue	20	8	2.3	0.1	x	100	18 0246
	2.8 x 0.8	blue	20	8	2.3	0.09	x	100	18 0247
	4.8 x 0.5	blue	18	6	2.3	0.1	x	100	18 0248
4 - 6	4.8 x 0.8	blue	18	6	2.3	0.1	x	100	18 0249
	6.3 x 0.8	blue	21	7.4	2.3	0.13	-	100	18 0242
	4.8 x 0.5	yellow	18	6	2.3	0.15	-	100	18 0270
	4.8 x 0.8	yellow	18	6	2.3	0.15	-	100	18 0272
	6.3 x 0.8	yellow	21	7.5	3.6	0.19	x	100	18 0274


BLADE RECEPTACLES WITH BRANCH, INSULATED

Technical data

- Material: CuZn (brass)
- Surface: galvanically tin-coated
- Insulated PA (polyamide, nylon), halogen-free
- Temperature resistance -60°C to +105°C
- 600 V max.
- Easy Entry allows the conductor to be inserted quickly and easily



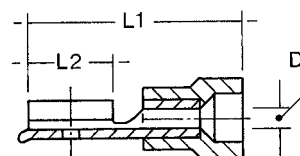
Cross section (mm ²)	Connector size (mm)	Insulation colour	L1	L2	D1	Weight per 100 pcs. ~kg	PU/pcs.	item no.
0.5 - 1	6.3 x 0.8	red	22	7.5	8	0.15	100	18 0280
1.5 - 2.5	6.3 x 0.8	blue	22	7.5	8	0.15	100	18 0282
4 - 6	6.3 x 0.8	yellow	25	8	8	0.21	100	18 0284



BLADE TERMINAL, INSULATED

Technical data

- Material: CuZn (brass)
- Surface: galvanically tin-coated
- Insulated PA (polyamide, nylon), halogen-free
- Temperature resistance -60°C to +105°C
- 600 V max.
- Easy Entry allows the conductor to be inserted quickly and easily



Cross section (mm ²)	Connector size (mm)	Insulation colour	L1	L2	D1	Weight per 100 pcs. ~kg	PU/pcs.	item no.
0.5 - 1	2.8 x 0.8	red	14.6	5.5		0.09	100	18 0286
	4.8 x 0.8	red	18.5	6.5		0.08	100	18 0288
	6.3 x 0.8	red	22	7.5		0.1	100	18 0290
1.5 - 2.5	4.8 x 0.8	blue	18.5	6.5		0.09	100	18 0291
	6.3 x 0.8	blue	22	7.5		0.1	100	18 0292
4 - 6	6.3 x 0.8	yellow	22	7.5		0.16	100	18 0294



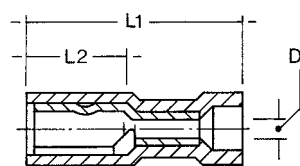
CIRCULAR SOCKETS, INSULATED

Technical data

- Material: CuZn (brass)
- Surface: galvanically tin-coated
- Insulated PA (polyamide, nylon), halogen-free
- Temperature resistance -60°C to +105°C
- 600 V max.
- Easy Entry allows the conductor to be inserted quickly and easily



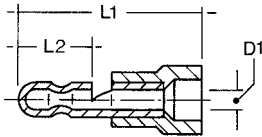
partly UL



Cross section (mm ²)	Connector size (mm)	Insulation colour	L1	L2	D1	Weight per 100 pcs. ~kg	UL listed	PU/pcs.	item no.
0.5 - 1	4	red	24	13	1.6	0.12	x	100	18 0310
1.5 - 2.5	5	blue	24	13	2.3	0.15	x	100	18 0312
4 - 6	5	yellow	24	13	3.6	0.2	-	100	18 0314



1
2
3
4
5
6
7
8
9
10
11
12
13
14
15
16
17
18
19
20
21
22
23
24
25
26

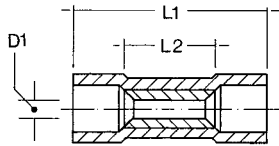


PIN TERMINAL, INSULATED



- Technical data
- Material: CuZn (brass)
 - Surface: galvanically tin-coated
 - For connections with strain relief and Cu inner sleeve
 - Insulated PA (polyamide, nylon), halogen-free
 - Temperature resistance -60°C to +105°C
 - 600 V max.
 - Easy Entry allows the conductor to be inserted quickly and easily

Cross section (mm ²)	Connector size (mm)	Insulation colour	L1	L2	D1	Weight per 100 pcs. ~kg	PU/pcs.	item no.
0.5 - 1	4	red	23	13	1.6	0.12	100	18 0300
1.5 - 2.5	5	blue	23	13	2.3	0.15	100	18 0302
4 - 6	5	yellow	25	13	3.6	0.2	100	18 0304



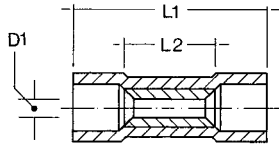
PARALLEL CONNECTORS, INSULATED



partly UL

- Technical data
- Material: ETP Cu according to DIN EN 13600
 - Surface: galvanically tin-coated
 - For connections with strain relief
 - Insulation PVC/PE
 - 600 V max.
 - Temperature resistance -40 °C to +70 °C

Cross section (mm ²)	Insulation material	Insulation colour	L1	L2	D1	Weight per 100 pcs. ~kg	UL listed	PU/pcs.	item no.
0.1 - 0.4	PE	yellow	13	5	1	0.06	-	100	18 0318
0.5 - 1	PVC	red	18	8	1.6	0.07	x	100	18 0320
1.5 - 2.5	PVC	blue	19	8	2.3	0.09	x	100	18 0322
4 - 6	PVC	yellow	21	9	3.6	0.14	-	100	18 0324

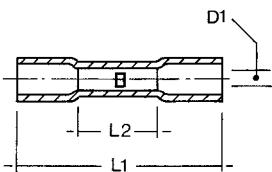


BUTT CONNECTORS, INSULATED



- Technical data
- Material: ETP Cu according to DIN EN 13600
 - Surface: galvanically tin-coated
 - For connections with strain relief
 - Insulated PA (polyamide, nylon), halogen-free
 - Temperature resistance -60 °C to +105 °C
 - 600 V max.
 - Easy Entry allows the conductor to be inserted quickly and easily
 - **Not suitable for solid conductors**

Cross section (mm ²)	Insulation colour	L1	L2	D1	Weight per 100 pcs. ~kg	PU/pcs.	item no.
0.1 - 0.4	yellow	20	11	1	0.04	100	18 0328
0.5 - 1	red	25	15	1.6	0.13	100	18 0330
1.5 - 2.5	blue	25	15	2.3	0.14	100	18 0332
4 - 6	yellow	27	15	3.6	0.24	100	18 0334



BUTT CONNECTORS WITH SHRINK INSULATION



- Technical data
- Material: ETP Cu according to DIN EN 13600
 - Surface: galvanically tin-coated
 - For connections with strain relief
 - Polyolefin insulation with inner layer of hot-melt adhesive
 - Shrinking temperature: +150 °C
 - Temperature resistance -10 °C to +105 °C
 - 600 V max.
 - After shrinking the hot-melt adhesive forms a connection that insulates, resists ageing, relieves strain, and is water-tight.
 - **Not suitable for solid conductors**

Cross section (mm ²)	Insulation colour	L1	L2	D1	Weight per 100 pcs. ~kg	PU/pcs.	item no.
0.5 - 1	red	37	15	1.6	0.12	100	18 0340
1.5 - 2.5	blue	37	15	2.3	0.15	100	18 0342
4 - 6	yellow	42	15	3.6	0.25	50	18 0346

1
2
3
4
5
6
7
8
9
10
11
12
13
14
15
16
17
18
19
20
21
22
23
24
25
26

BUTT CONNECTORS WITH SHRINK INSULATION, FOR SOLID CONDUCTORS, EXTENDED DESIGN


IS

Due to the longer design of the copper ferrule and consequently the possibility to crimp the conductor twice, these connectors are also suitable for repairing damaged solid conductor

Cross section (mm ²)	Insulation colour	L1	L2	D1	Weight per 100 pcs. ~kg	PU/pcs.	item no.
1,5 - 2,5	blue	55	28	2,3	0,28	15	18 0352



INSULATING CABLE LUG SETS

in a premium  set box with crimping pliers

IS

Content:	PU/pcs.	item no.
135 pieces, sorted		
• 15 ring cable lugs DIN 46237, 0,5 – 1 mm ² , M4		18 0024
• 15 ring cable lugs DIN 46237, 1,5 – 2,5 mm ² , M4		18 0034
• 15 ring cable lugs DIN 46237, 1,5 – 2,5 mm ² , M5		18 0036
• 15 ring cable lugs DIN 46237, 4 – 6 mm ² , M5		18 0052
• 15 blade receptacles DIN 46245, 1,5 – 2,5 mm ² , 6,3 x 0,8 mm		18 0232
• 15 blade receptacles DIN 46245, 4 – 6 mm ² , 6,3 x 0,8 mm		18 0234
• 15 blade receptacles with branch, 1,5 – 2,5 mm ² , 6,3 x 0,8 mm		18 0282
• 15 blade terminals, insulated, 1,5 – 2,5 mm ² , 6,3 x 0,8 mm		18 0292
• 15 butt connectors, insulated, 1,5 – 2,5 mm ²		18 0332
• Crimping tool, 0,5 – 6 mm ² , oval crimp		10 1892
Set box with insulated cable lugs	1	18 1530



Content:	PU/pcs.	item no.
500 pieces, sorted		
• 50 ring cable lugs DIN 46237, 0,5 – 1 mm ² , M4		18 0024
• 50 ring cable lugs DIN 46237, 0,5 – 1 mm ² , M5		18 0026
• 50 ring cable lugs DIN 46237, 1,5 – 2,5 mm ² , M5		18 0036
• 25 ring cable lugs DIN 46237, 4 – 6 mm ² , M5		18 0052
• 25 fork-shaped cable lugs DIN 46237, 0,5 – 1 mm ² , M4		18 0124
• 25 fork-shaped cable lugs DIN 46237, 1,5 – 2,5 mm ² , M5		18 0146
• 25 pin-type cable lugs DIN 46231, 0,5 – 1 mm ² , 9 mm		18 0222
• 25 pin-type cable lugs DIN 46231, 1,5 – 2,5 mm ² , 10 mm		18 0224
• 25 blade receptacles DIN 46245, 0,5 – 1 mm ² , 6,3 x 0,8 mm		18 0230
• 25 blade receptacles DIN 46245, 1,5 – 2,5 mm ² , 6,3 x 0,8 mm		18 0232
• 20 blade receptacles with branch, 0,5 – 1 mm ² , 6,3 x 0,8 mm		18 0280
• 20 blade receptacles with branch, 1,5 – 2,5 mm ² , 6,3 x 0,8 mm		18 0282
• 20 blade terminals, insulated, 0,5 – 1 mm ² , 6,3 x 0,8 mm		18 0290
• 20 blade terminals, insulated, 1,5 – 2,5 mm ² , 6,3 x 0,8 mm		18 0292
• 10 pin terminals, insulated, 0,5 – 1 mm ² , 4 mm		18 0300
• 10 pin terminals, insulated, 1,5 – 2,5 mm ² , 5 mm		18 0302
• 10 circular sockets, 0,5 – 1 mm ² , 4 mm		18 0310
• 10 circular sockets, 1,5 – 2,5 mm ² , 5 mm		18 0312
• 25 butt connectors, 0,5 – 1 mm ²		18 0330
• 20 butt connectors, 1,5 – 2,5 mm ²		18 0332
• 10 butt connectors, 4 – 6 mm ²		18 0334
• Crimping tool, 0,5 – 6 mm ² , oval crimp		10 1892
Set box with insulated cable lugs	1	18 1540



1

2

3

4

5

6

7

8

9

10

11

12

13

14

15

16

17

18

19

20

21

22

23

24

25

26

BLADE RECEPTACLES, NON-INSULATED**FL**

Technical data

- Material: Brass, bare, DIN 46247
- Part 1 – 3 and similar designs



Cross section (mm ²)	Connector size (mm)	Nominal size acc. to DIN	Length total mm	Weight per 100 pcs. ~kg	PU/pcs.	item no.
0.5 - 1	6.3 x 0.8	6.3 - 1	20	0.085	100	18 1200
1.5 - 2.5	6.3 x 0.8	6.3 - 2.5	20	0.082	100	18 1202
4 - 6	6.3 x 0.8	6.3 - 6	20	0.1	100	18 1204

BLADE RECEPTACLES WITH LOCKING LUG, NOT INSULATED**FL**

Technical data

- Material: brass, bare, DIN 46340
- For locking into housings



Cross section (mm ²)	Connector size (mm)	Nominal size acc. to DIN	Length total mm	Weight per 100 pcs. ~kg	PU/pcs.	item no.
0.5 - 1	6.3 x 0.8		20	0.085	100	18 1210
1.5 - 2.5	6.3 x 0.8		20	0.082	100	18 1212
4 - 6	6.3 x 0.8		20	0.1	100	18 1214

BLADE RECEPTACLES WITH SIDE CONDUCTOR CONNECTION, NOT INSULATED**FL**

Technical data

- Material: brass, tin-coated



Cross section (mm ²)	Connector size (mm)	Nominal size acc. to DIN	Length total mm	Weight per 100 pcs. ~kg	PU/pcs.	item no.
0.5 - 1	6.3 x 0.8		15	0.08	100	18 1220
1.5 - 2.5	6.3 x 0.8		15	0.082	100	18 1222

BLADE TERMINAL, NOT INSULATED**FL**

Technical data

- Material: brass, bare, according to DIN 46248



Cross section (mm ²)	Connector size (mm)	Nominal size acc. to DIN	Length total mm	Weight per 100 pcs. ~kg	PU/pcs.	item no.
1.5 - 2.5	6.3 x 0.8	A 6.3 - 2.5	20	0.066	100	18 1224
1.5 - 2.5	6.3 x 0.8	B 6.3 - 2.5	28	0.09	100	18 1226

INSULATED SLEEVES**FL**

Technical data

- for blade terminal connectors, not insulated



Cross section (mm ²)	Nominal size acc. to DIN	Suitable for	Weight per 100 pcs. ~kg	PU/pcs.	item no.
0.5 - 1	6.3	18 1200, 18 1202	0.035	100	18 1230
1.5 - 2.5	6.3	18 1224	0.03	100	18 1232
0.5 - 6		18 1200, 18 1202, 18 1204 18 1210, 18 1212, 18 1214	0.055	100	18 1234

BLADE TERMINAL, NOT INSULATED

Technical data

- Material: brass, bare
- Angled design

Design	Connector size (mm)	for bolts \varnothing (mm)	Weight per 100 pcs. ~kg	PU/pcs.	item no.
2 x 45°	6.3 x 0.8	M4	0.15	100	18 1240
1 x 45°	6.3 x 0.8	M4	0.085	100	18 1242
1 x 45°	6.3 x 0.8	M3.5	0.085	100	18 1244
1 x 45°	6.3 x 0.8	M5	0.085	100	18 1246

**BLADE TERMINAL, NOT INSULATED**

Technical data

- Material: brass, bare
- Straight design


Design	Connector size (mm)	for bolts \varnothing (mm)	Weight per 100 pcs. ~kg	PU/pcs.	item no.
straight	6.3 x 0.8	M4	0.086	100	18 1248
straight	6.3 x 0.8	M5	0.08	100	18 1250

**BLADE TERMINAL, NOT INSULATED**

Technical data

- Material: brass, bare
- For soldering into printed circuits
- Straight design

Design	Connector size (mm)	Grid dim (mm)	Length total (mm)	Weight per 100 pcs. ~kg	PU/pcs.	item no.
angled 90°	2.8 x 0.5	6.3	13.3	0.025	100	18 1252
angled 90°	2.8 x 0.8	6.3	13.3	0.027	100	18 1254
straight	6.3 x 0.8	5	14	0.065	100	18 1256
angled 90°	6.3 x 0.8	5	20	0.085	100	18 1258

**PLUG CONNECTOR, NOT INSULATED**

Technical data

- Material: brass, bare

Design	Connector size (mm)	Angle	Length total (mm)	Weight per 100 pcs. ~kg	PU/pcs.	item no.
3-way distributor (2 x male, 1 x female)	6.3 x 0.8	165°; 95°	17.8	0.015	100	18 1260
4-way distributor (3 x male, 1 x female)	6.3 x 0.8		21.2	0.02	100	18 1262



1

2

3

4

5

6

7

8

9

10

11

12

13

14

15

16

17

18

19

20

21

22

23

24

25

26

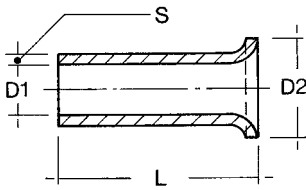
WIRE END FERRULES

NON-INSULATED WIRE END FERRULES

DIN 46228 , PART 1 AND SPECIAL DIMENSIONS



partly UL



Technical data

- Material: ETP Cu according to DIN EN 13600
- Surface: galvanically tin-coated



Cross section (mm ²)	Length L (mm)	D1	D2	S	Weight per 100 pcs. ~kg	UL listed	PU/pcs.	item no.
0,25	5	0.8	1.7	0.15	0.01	x	1000	18 2040
	7	0.8	1.7	0.15	0.01	x	1000	18 2042
0,34	5	0.9	1.8	0.15	0.01	x	1000	18 2046
	7	0.9	1.8	0.15	0.01	x	1000	18 2048
0,5	6	1	2.1	0.15	0.01	x	1000	18 2050
	8	1	2.1	0.15	0.01	x	1000	18 2051
0,75	10	1	2.1	0.15	0.01	x	1000	18 2049
	6	1.2	2.3	0.15	0.01	x	1000	18 2052
	10	1.2	2.3	0.15	0.01	x	1000	18 2054
1	15	1.2	2.3	0.15	0.01	x	1000	18 2055
	6	1.4	2.5	0.15	0.01	x	1000	18 2056
	8	1.4	2.5	0.15	0.01	x	1000	18 2057
	10	1.4	2.5	0.15	0.01	x	1000	18 2058
1,5	12	1.4	2.5	0.15	0.01	x	1000	18 2059
	7	1.7	2.8	0.15	0.01	x	1000	18 2060
	10	1.7	2.8	0.15	0.01	x	1000	18 2062
	12	1.7	2.8	0.15	0.02	x	1000	18 2064
2,5	15	1.7	2.8	0.15	0.02	x	1000	18 2066
	18	1.7	2.8	0.15	0.02	x	1000	18 2067
	7	2.2	3.4	0.15	0.01	x	1000	18 2070
	10	2.2	3.4	0.15	0.01	x	1000	18 2071
	12	2.2	3.4	0.15	0.01	x	1000	18 2072
4	15	2.2	3.4	0.15	0.02	x	1000	18 2074
	20	2.2	3.4	0.15	0.02	x	1000	18 2075
	9	2.8	4	0.2	0.02	x	1000	18 2078
	12	2.8	4	0.2	0.02	x	1000	18 2080
6	15	2.8	4	0.2	0.02	x	250	18 2082
	20	2.8	4	0.2	0.03	x	250	18 2083
	10	3.5	4.7	0.2	0.02	x	250	18 2085
	12	3.5	4.7	0.2	0.03	x	250	18 2086
10	15	3.5	4.7	0.2	0.03	x	250	18 2088
	20	3.5	4.7	0.2	0.05	x	250	18 2089
	12	4.5	5.8	0.2	0.06	x	250	18 2092
	15	4.5	5.8	0.2	0.07	x	250	18 2094
16	18	4.5	5.8	0.2	0.08	x	250	18 2096
	25	4.5	5.8	0.2	0.09	x	250	18 2097
	12	5.8	7.5	0.2	0.05	x	250	18 2100
	15	5.8	7.5	0.2	0.05	x	250	18 2102
	18	5.8	7.5	0.2	0.07	x	250	18 2104
25	25	5.8	7.5	0.2	0.09	x	250	18 2103
	32	5.8	7.5	0.2	0.01	x	250	18 2105
	12	7.3	9.5	0.22	0.06	-	100	18 2106
	15	7.3	9.5	0.22	0.07	x	100	18 2108
	18	7.3	9.5	0.22	0.09	x	100	18 2110
35	25	7.3	9.5	0.22	0.12	x	100	18 2112
	32	7.3	9.5	0.22	0.14	x	100	18 2111
	15	8.3	11	0.22	0.1	-	100	18 2113
	18	8.3	11	0.22	0.11	x	100	18 2114
50	25	8.3	11	0.22	0.16	x	100	18 2115
	32	8.3	11	0.22	0.24	x	100	18 2119
	18	10.3	13	0.3	0.17	x	100	18 2120
	22	10.3	13	0.3	0.2	x	100	18 2116
70	32	10.3	13	0.3	0.31	x	100	18 2121
	22	12.5	15	0.4	0.22	-	100	18 2123
	26	12.5	15	0.4	0.35	-	100	18 2118
	30	12.5	15	0.4	0.4	-	100	18 2124
95	32	12.5	15	0.4	0.43	-	100	18 2125
	25	14.5	17	0.4	0.4	-	100	18 2127
	30	14.5	17	0.4	0.47	-	25	18 2122
	32	14.5	17	0.4	0.48	-	25	18 2128
120	32	16.5	19	0.5	0.75	-	25	18 2129
	34	16.5	19	0.5	0.97	-	25	18 2126
150	40	16.5	19	0.5	1.11	-	25	18 2131
	32	18.5	21	0.5	0.95	-	25	18 2132
185	40	18.5	21	0.5	1.3	-	25	18 2133
	32	20	23.5	0.6	1.26	-	25	18 2134
	40	20	23.5	0.6	1.54	-	25	18 2135

Versilberte Ausführung auf Anfrage.

INSULATED WIRE END FERRULES, STRIPES



Technical data

- Material: ETP Cu according to DIN EN 13600
- Surface: galvanically tin-coated
- Polypropylene insulation
- Temperature resistance -35 °C to +105 °C

Colour code according to DIN 46228, part 4

Cross section (mm)	Length (mm)	Insulation colour	PU/pcs.	item no.
0.5	14	white	500	18 4500
0.75	14	grey	500	18 4502
1	14	red	500	18 4504
1.5	14	black	500	18 4506
2.5	14	blue	400	18 4508

Colour row 1

Cross section (mm)	Length (mm)	Insulation colour	PU/pcs.	item no.
0.5	14	white	500	18 4460
0.75	14	grey	500	18 4462
1	14	red	500	18 4464
1.5	14	black	500	18 4466
2.5	14	blue	400	18 4468

Colour row 2

Cross section (mm)	Length (mm)	Insulation colour	PU/pcs.	item no.
0.5	14	orange	500	18 4480
0.75	14	white	500	18 4482
1	14	yellow	500	18 4484
1.5	14	red	500	18 4486
2.5	14	blue	400	18 4488



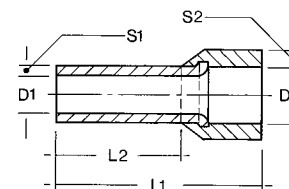
INSULATED WIRE END FERRULES ACCORDING TO DIN 46228, PART 4 AND SPECIAL DIMENSIONS



Technical data

- Material: ETP Cu according to DIN EN 13600
- Surface: galvanically tin-coated
- Polypropylene insulation
- Temperature resistance -35 °C to +105 °C
- For effortless attachment to finely stranded copper conductors, prevents damage and fanning out

Cross section (mm ²)	Lwithout insulation L2 (mm)	Total length L1 (mm)	D1	S1	S2	D2	Insulation colour	Weight per 100 pcs. ~kg	PU/pcs.	item no.	
0.5	6	12	1	0.15	0.25	2.6	white	0.01	100	18 2310	
	8	14	1	0.15	0.25	2.6					18 2312
	10	16	1	0.15	0.25	2.6					
0.75	6	12	1.2	0.15	0.25	2.8	grey	0.01	100	18 2316	
	8	14	1.2	0.15	0.25	2.8					18 2318
	10	16	1.2	0.15	0.25	2.8					
1	6	12	1.4	0.15	0.25	3	red	0.01	100	18 2324	
	8	14	1.4	0.15	0.25	3					18 2326
	10	16	1.4	0.15	0.25	3					
1.5	6	12	1.4	0.15	0.25	3	black	0.01	100	18 2330	
	8	14	1.7	0.15	0.25	3.5					18 2332
	10	16	1.7	0.15	0.25	3.5					
1.5	12	18	1.7	0.15	0.25	3.5	0.02	100	18 2335		
	18	24	1.7	0.15	0.25	3.5				0.02	100



- 1
- 2
- 3
- 4
- 5
- 6
- 7
- 8
- 9
- 10
- 11
- 12
- 13
- 14
- 15
- 16
- 17
- 18
- 19
- 20
- 21
- 22
- 23
- 24
- 25
- 26

1
2
3
4
5
6
7
8
9
10
11
12
13
14
15
16
17
18
19
20
21
22
23
24
25
26

INSULATED WIRE END FERRULES ACCORDING TO DIN 46228, PART 4 AND SPECIAL DIMENSIONS



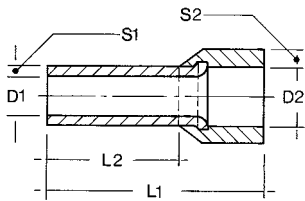
partly UL

See previous page for description



Cross section (mm ²)	L without insulation L2 (mm)	Total length L1 (mm)	D1	S1	S2	D2	Insulation colour	Weight per 100 pcs. ~kg	UL listed	PU/pcs.	item no.
2.5	8	15	2.2	0.15	0.25	4.2	blue	0.02	x	100	18 2338
	12	18	2.2	0.15	0.25	4.2		0.03	x	100	18 2340
	18	25	2.2	0.15	0.25	4.2		0.03	x	100	18 2342
4	10	17	2.8	0.2	0.3	4.8	grau	0.03	x	100	18 2344
	12	20	2.8	0.2	0.3	4.8		0.03	x	100	18 2346
	18	26	2.8	0.2	0.3	4.8		0.03	x	100	18 2348
6	12	20	3.5	0.2	0.3	6.3	yellow	0.06	x	100	18 2350
	18	26	3.5	0.2	0.3	6.3		0.06	x	100	18 2352
10	12	22	4.5	0.2	0.4	7.6	red	0.06	x	100	18 2354
	18	28	4.5	0.2	0.4	7.6		0.08	x	100	18 2356
16	12	24	5.8	0.2	0.4	8.8	blue	0.08	x	100	18 2358
	18	28	5.8	0.2	0.4	8.8		0.08	x	100	18 2360
25	16	30	7.3	0.2	0.4	11.2	yellow	0.13	x	50	18 2362
	22	36	7.3	0.2	0.4	11.2		0.16	x	50	18 2364
35	16	30	8.3	0.2	0.4	12.7	red	0.21	x	50	18 2366
	25	39	8.3	0.2	0.4	12.7		0.22	x	50	18 2368
50	20	36	10.3	0.3	0.5	15	blue	0.30	x	50	18 2370
	25	40	10.3	0.3	0.5	15		0.35	x	50	18 2372
70	21	37	13.5	0.4	0.6	16	yellow	0.67	-	25	18 2374
95	25	44	14.7	0.4	0.6	18	red	0.67	-	25	18 2376
120	27	48	16.7	0.45	0.7	20	blue	0.93	-	25	18 2378
150	32	58	19	0.5	1	23	yellow	1.06	-	25	18 2380

INSULATED WIRE END FERRULES, DIMENSIONS ACCORDING TO DIN 46228, PART 4, COLOUR ROW 1



Technical data

- Material: ETP Cu according to DIN EN 13600
- Surface: galvanically tin-coated
- Polypropylene insulation
- Temperature resistance -35 °C to +105 °C
- For effortless attachment to finely stranded copper conductors, prevents damage and fanning out



Cross section (mm ²)	L without insulation L2 (mm)	Total length L1 (mm)	D1	S1	S2	D2	Insulation colour	Weight per 100 pcs. ~kg	PU/pcs.	item no.
0.25	6	10	0.8	0.15	0.25	1.8	violet	0.01	100	18 0988
	8	12	0.8	0.15	0.25	1.8		0.01	100	18 0990
0.34	6	10	0.9	0.15	0.25	2	pink	0.01	100	18 0992
	8	12	0.9	0.15	0.25	2		0.01	100	18 0994
0.5	6	12	1	0.15	0.25	2.6	white	0.01	100	18 0996
	8	14	1	0.15	0.25	2.6		0.01	100	18 0998
	8	14	1	0.15	0.25	2.6		0.01	500	18 4998
0.75	10	16	1	0.15	0.25	2.6		0.01	100	18 0999
	6	12	1.2	0.15	0.25	2.8	blue	0.01	100	18 0940
	8	14	1.2	0.15	0.25	2.8		0.01	100	18 1000
1	8	14	1.2	0.15	0.25	2.8		0.01	500	18 5000
	10	16	1.2	0.15	0.25	2.8		0.01	100	18 1001
	12	18	1.2	0.15	0.25	2.8		0.01	100	18 0942
1.5	6	12	1.4	0.15	0.25	3	red	0.01	100	18 0944
	8	14	1.4	0.15	0.25	3		0.01	100	18 1002
	8	14	1.4	0.15	0.25	3		0.01	500	18 5002
2	10	16	1.4	0.15	0.25	3		0.01	100	18 1003
	12	18	1.4	0.15	0.25	3		0.02	100	18 0946
	12	18	1.4	0.15	0.25	3		0.02	100	18 0946
3	8	14	1.7	0.15	0.25	3.5	black	0.01	100	18 1004
	8	14	1.7	0.15	0.25	3.5		0.01	500	18 5004
	10	16	1.7	0.15	0.25	3.5		0.01	100	18 0948
4	12	18	1.7	0.15	0.25	3.5		0.02	100	18 0949

**INSULATED WIRE END FERRULES, DIMENSIONS
ACCORDING TO DIN 46228, PART 4, COLOUR CODE 1**



See previous page for description

Cross section (mm ²)	L without insulation L2 (mm)	Total length L1 (mm)	D1	S1	S2	D2	Insulation colour	Weight per 100 pcs. ~kg	PU/pcs.	item no.
	18	24	1.7	0.15	0.25	3.5		0.02	100	18 1005
	18	24	1.7	0.15	0.25	3.5		0.02	500	18 5005
2.5	8	15	2.2	0.15	0.25	4.2	grey	0.02	100	18 1006
	8	15	2.2	0.15	0.25	4.2		0.02	500	18 5006
	12	18	2.2	0.15	0.25	4.2		0.03	100	18 0950
	18	25	2.2	0.15	0.25	4.2		0.03	100	18 1007
	18	25	2.2	0.15	0.25	4.2		0.03	500	18 5007
4	10	17	2.8	0.2	0.3	4.8	orange	0.03	100	18 1008
	10	17	2.8	0.2	0.3	4.8		0.03	500	18 5008
	12	20	2.8	0.2	0.3	4.8		0.03	100	18 0952
	18	26	2.8	0.2	0.3	4.8		0.04	100	18 1009
	18	26	2.8	0.2	0.3	4.8		0.04	500	18 5009
6	12	20	3.5	0.2	0.3	6.3	green	0.06	100	18 1010
	12	20	3.5	0.2	0.3	6.3		0.06	500	18 5010
	18	26	3.5	0.2	0.3	6.3		0.06	100	18 1012
	18	26	3.5	0.2	0.3	6.3		0.06	500	18 5012
10	12	22	4.5	0.2	0.3	7.6	brown	0.06	100	18 1014
	12	22	4.5	0.2	0.3	7.6		0.06	500	18 5014
	18	28	4.5	0.2	0.3	7.6		0.08	100	18 1016
	18	28	4.5	0.2	0.3	7.6		0.08	500	18 5016
16	12	24	5.8	0.2	0.4	8.8	ivory	0.08	100	18 1018
	12	24	5.8	0.2	0.4	8.8		0.08	500	18 5018
	18	28	5.8	0.2	0.4	8.8		0.08	100	18 1020
	18	28	5.8	0.2	0.4	8.8		0.08	500	18 5020
25	16	30	7.3	0.2	0.4	11.2	black	0.13	50	18 1022
	22	36	7.3	0.2	0.4	11.2		0.16	50	18 1023
35	16	30	8.3	0.2	0.4	12.7	red	0.21	1	18 1024
	25	39	8.3	0.2	0.4	12.7		0.22	1	18 1025
50	20	36	10.3	0.3	0.5	15.0	blue	0.30	1	18 1026
	25	40	10.3	0.3	0.5	15.0		0.35	1	18 1027



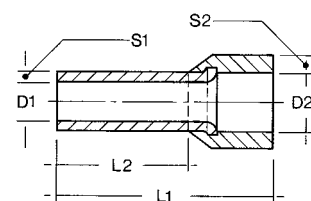
**INSULATED WIRE END FERRULES, DIMENSIONS
ACCORDING TO DIN 46228, PART 4, COLOUR CODE 2**



Technical data

- Material: ETP Cu according to DIN EN 13600
- Surface: galvanically tin-coated
- Insulation: Polypropylene
- Temperature resistance -35 °C to +105 °C
- For effortless attachment to finely stranded copper conductors, prevents damage and fanning out

Cross section (mm ²)	L without insulation L2 (mm)	Total length L1 (mm)	D1	S1	S2	D2	Insulation colour	Weight per 100 pcs. ~kg	PU/pcs.	item no.
0.25	6	10	0.8	0.15	0.25	1.8	light blue	0.01	100	18 2188
	8	12	0.8	0.15	0.25	1.8		0.01	100	18 2190
0.34	6	10	0.9	0.15	0.25	2	turquoise	0.01	100	18 2192
	8	12	0.9	0.15	0.25	2		0.01	100	18 2194
0.5	6	12	1	0.15	0.25	2.6	orange	0.01	100	18 2196
	8	14	1	0.15	0.25	2.6		0.01	100	18 2198
	10	16	1	0.15	0.25	2.6		0.01	100	18 2199
0.75	6	12	1.2	0.15	0.25	2.8	white	0.01	100	18 2140
	8	14	1.2	0.15	0.25	2.8		0.01	100	18 2200
	10	16	1.2	0.15	0.25	2.8		0.01	100	18 2201
	12	18	1.2	0.15	0.25	2.8		0.01	100	18 2242
1	6	12	1.4	0.15	0.25	3	yellow	0.01	100	18 2244
	8	14	1.4	0.15	0.25	3		0.01	100	18 2202
	10	16	1.4	0.15	0.25	3		0.01	100	18 2203
	12	18	1.4	0.15	0.25	3		0.02	100	18 2246
1.5	8	14	1.7	0.15	0.25	3.5	red	0.01	100	18 2204
	10	16	1.7	0.15	0.25	3.5		0.01	100	18 2248
	12	18	1.7	0.15	0.25	3.5		0.02	100	18 2249
	18	24	1.7	0.15	0.25	3.5		0.02	100	18 2205
2.5	8	14	2.2	0.15	0.25	4.2	blue	0.02	100	18 2206
	12	18	2.2	0.15	0.25	4.2		0.03	100	18 2250
	18	25	2.2	0.15	0.25	4.2		0.03	100	18 2207



1

2

3

4

5

6

7

8

9

10

11

12

13

14

15

16

17

18

19

20

21

22

23

24

25

26

INSULATED WIRE END FERRULES, DIMENSIONS ACCORDING TO DIN 46228, PART 4, COLOUR CODE 2



See previous page for description



Cross section (mm ²)	L without insulation L2 (mm)	Total length L1 (mm)	D1	S1	S2	D2	Insulation colour	Weight per 100 pcs. ~kg	PU/pcs.	item no.
4	10	17	2.8	0.2	0.3	4.8	grey	0.03	100	18 2208
	12	20	2.8	0.2	0.3	4.8		0.03	100	18 2252
	18	26	2.8	0.2	0.3	4.8		0.04	100	18 2209
6	12	20	3.5	0.2	0.3	6.3	black	0.06	100	18 2210
	18	26	3.5	0.2	0.3	6.3		0.06	100	18 2212
10	12	22	4.5	0.2	0.4	7.6	ivory	0.06	100	18 2214
	18	28	4.5	0.2	0.4	7.6		0.08	100	18 2216
16	12	24	5.8	0.2	0.4	8.8	green	0.08	100	18 2218
	18	28	5.8	0.2	0.4	8.8		0.08	100	18 2220
25	16	30	7.3	0.2	0.4	11.2	brown	0.13	50	18 2222
	22	36	7.3	0.2	0.4	11.2		0.16	50	18 2223
35	16	30	8.3	0.2	0.4	12.7	beige	0.21	50	18 2224
	25	39	8.3	0.2	0.4	12.7		0.22	50	18 2225
50	20	36	10.3	0.3	0.5	15	olive	0.35	50	18 2226
	25	40	10.3	0.3	0.5	15		0.35	50	18 2227

INSULATED WIRE END FERRULES FOR SHORT-CIRCUIT-PROOF AND SHORT-TO-GROUND-PROOF CONDUCTORS (NSGAFÖU), COLOUR CODE ACCORDING TO DIN 46228, PART 4



Technical data

- Material: ETP Cu according to DIN EN 13600
- Surface: galvanically tin-coated
- Polypropylene insulation
- Temperature resistance -35 °C to +110 °C
- With large plastic collar for accepting conductors with thick insulation



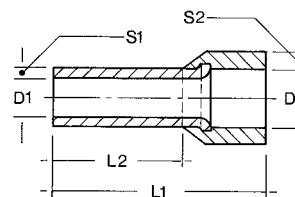
Cross section (mm ²)	L without insulation L2 (mm)	Total length L1 (mm)	D1	S1	S2	D2	Insulation colour	Weight per 100 pcs. ~kg	PU/pcs.	item no.
1,5	8	17.5	1.8	0.15	0.25	7	black	0.02	100	18 2500
	10	19.5	1.8	0.15	0.25	7		0.03	100	18 2502
2,5	8	17.5	2.3	0.15	0.25	7.9	blue	0.03	100	18 2504
	12	21.5	2.3	0.15	0.25	7.9		0.04	100	18 2506
4	10	19.5	2.9	0.2	0.3	7.9	grey	0.04	100	18 2508
6	12	23	3.6	0.2	0.3	8.7	yellow	0.07	100	18 2510
10	12	24	4.6	0.2	0.3	10.2	red	0.08	100	18 2512
16	12	25.5	6	0.2	0.3	12.5	blue	0.11	100	18 2514

INSULATED TWIN WIRE END FERRULES



Technical data

- Material: ETP Cu according to DIN EN 13600
- Surface: galvanically tin-coated
- Polypropylene insulation
- Temperature resistance -35 °C to +105 °C
- For effortless work with 2 finely stranded copper conductors, prevents damage and fanning out



Colour row according to DIN 46228, part 4

Cross section (mm ²)	L without insulation L2 (mm)	Total length L1 (mm)	D1	S1	S2	D2	Insulation colour	Weight per 100 pcs. ~kg	PU/pcs.	item no.
2 x 0.5	8	15	1.5	0.15	0.25	2.5	white	0.03	100	18 2460
2 x 0.75	8	15	1.8	0.15	0.25	2.8	grey	0.03	100	18 2462
	10	17	1.8	0.15	0.25	2.8		0.03	100	18 2464
2 x 1	8	15	2	0.15	0.25	3.4	red	0.04	100	18 2466
	10	17	2	0.15	0.25	3.4		0.04	100	18 2468
2 x 1.5	8	16	2.3	0.15	0.25	3.6	black	0.02	100	18 2470
	12	20	2.3	0.15	0.25	3.6		0.03	100	18 2472
2 x 2.5	10	18.5	2.9	0.2	0.25	4.2	blue	0.07	100	18 2474
	13	21.5	2.9	0.2	0.25	4.2		0.08	100	18 2476
2 x 4	12	23	3.8	0.2	0.3	4.9	grey	0.11	100	18 2478
2 x 6	14	26	4.9	0.2	0.3	5.9	yellow	0.09	100	18 2480
2 x 10	14	26	6.5	0.2	0.4	7.2	red	0.13	100	18 2482
2 x 16	14	30	8.3	0.2	0.4	9.6	blue	0.13	100	18 2484



Colour row 1

2 x 0.5	8	15	1.5	0.15	0.25	2.5	white	0.03	100	18 2400
2 x 0.75	8	15	1.8	0.15	0.25	2.8	blue	0.03	100	18 2402
	10	17	1.8	0.15	0.25	2.8		0.03	100	18 2404
2 x 1	8	15	2	0.15	0.25	3.4	red	0.04	100	18 2406
	10	17	2	0.15	0.25	3.4		0.04	100	18 2408
2 x 1.5	8	16	2.3	0.15	0.25	3.6	black	0.02	100	18 2410
	12	20	2.3	0.15	0.25	3.6		0.03	100	18 2412
2 x 2.5	10	18.5	2.9	0.2	0.25	4.2	grey	0.07	100	18 2414
	13	21.5	2.9	0.2	0.25	4.2		0.08	100	18 2416
2 x 4	12	23	3.8	0.2	0.3	4.9	orange	0.11	100	18 2418
2 x 6	14	26	4.9	0.2	0.3	5.9	green	0.09	100	18 2420
2 x 10	14	26	6.5	0.2	0.4	7.2	brown	0.13	100	18 2422
2 x 16	14	30	8.3	0.2	0.4	9.6	ivory	0.13	100	18 2424



Colour row 2

2 x 0.5	8	15	1.5	0.15	0.25	2.5	orange	0.03	100	18 2430
2 x 0.75	8	15	1.8	0.15	0.25	2.8	white	0.03	100	18 2432
	10	17	1.8	0.15	0.25	2.8		0.03	100	18 2434
2 x 1	8	15	2	0.15	0.25	3.4	yellow	0.04	100	18 2436
	10	17	2	0.15	0.25	3.4		0.04	100	18 2438
2 x 1.5	8	16	2.3	0.15	0.25	3.6	red	0.02	100	18 2440
	12	20	2.3	0.15	0.25	3.6		0.03	100	18 2442
2 x 2.5	10	18.5	2.9	0.2	0.25	4.2	blue	0.07	100	18 2444
	13	21.5	2.9	0.2	0.25	4.2		0.08	100	18 2446
2 x 4	12	23	3.8	0.2	0.3	4.9	grey	0.11	100	18 2448
2 x 6	14	26	4.9	0.2	0.3	5.9	black	0.09	100	18 2450
2 x 10	14	26	6.5	0.2	0.4	7.2	ivory	0.13	100	18 2452
2 x 16	14	30	8.3	0.2	0.4	9.6	green	0.13	100	18 2454



1
2
3
4
5
6
7
8
9
10
11
12
13
14
15
16
17
18
19
20
21
22
23
24
25
26

Design	PU/pcs.	CIMCO-item no.
--------	---------	----------------

NON-INSULATED WIRE END FERRULE SETS

2500 pieces sorted, in a practical dispenser with non-insulated wire end ferrules



0.50 mm ²	6 mm long	500 pieces	18 2050
0.75 mm ²	6 mm long	500 pieces	18 2052
1.00 mm ²	6 mm long	500 pieces	18 2056
1.50 mm ²	7 mm long	500 pieces	18 2060
2.50 mm ²	7 mm long	500 pieces	18 2070

		1	18 1520
--	--	----------	----------------

3500 pieces sorted, in **raaco** -PSC Vario 240 set box, with non-insulated wire end ferrules, with crimping pliers CIMCO item no. 10 1906



0.75 mm ²	6 mm long	1000 pieces	18 2052
1.0 mm ²	6 mm long	1000 pieces	18 2056
1.50 mm ²	7 mm long	750 pieces	18 2060
2.50 mm ²	7 mm long	750 pieces	18 2070

		1	18 1510
--	--	----------	----------------

4350 pieces sorted, in **raaco** -PSC Vario 340 set box, with non-insulated wire end ferrules, with universal notch pliers CIMCO item no. 10 1904



1.0 mm ²	6 mm long	1000 pieces	18 2056
1.50 mm ²	7 mm long	1000 pieces	18 2060
2.50 mm ²	7 mm long	1000 pieces	18 2070
4.0 mm ²	9 mm long	500 pieces	18 2078
6.0 mm ²	12 mm long	500 pieces	18 2076
10 mm ²	18 mm long	250 pieces	18 2096
16 mm ²	18 mm long	100 pieces	18 2004

		1	18 1512
--	--	----------	----------------

INSULATED WIRE END FERRULE SETS

400 pieces, sorted, in a practical dispenser, stackable



0.5 mm ²	8 mm long	50 pieces	
0.75 mm ²	8 mm long	100 pieces	
1 mm ²	8 mm long	100 pieces	
1.5 mm ²	8 mm long	100 pieces	
2.5 mm ²	8 mm long	50 pieces	

Colour row 1	1	18 1502
Colour row 2	1	18 1503
Colour code DIN	1	18 1504

100 pieces, sorted, in a practical dispenser, stackable



4 mm ²	10 mm long	50 pieces	
6 mm ²	12 mm long	20 pieces	
10 mm ²	12 mm long	20 pieces	
16 mm ²	12 mm long	10 pieces	

Colour row 1	1	18 1505
Colour row 2	1	18 1506
Colour code DIN	1	18 1507

Design

PU/pcs.

CIMCO-item no.

MODULAR PLUGS

for telecommunication and data networks, quality plugs for at least 500 plug cycles, contacts with 50 μ inches (1.27 micrometres) gold-plated, housing made of flame-retardant polycarbonate, tensile load-bearing capacity cable to plug at least 89 N.

UNSHIELDED MODULAR PLUGS (AT LEAST CAT. 3)

suitable for flat and round cable!

for flexible conductors

Designation	AWG Range	Number of positions	Number of contacts	PU/pcs.	item no.
RJ 10	24 – 26	4	4	100	18 3000
RJ 11	24 – 26	6	4	100	18 3002
RJ 12	24 – 26	6	6	100	18 3004
RJ 45	24 – 26	8	8	50	18 3008

for solid conductors

Designation	AWG Range	Number of positions	Number of contacts	PU/pcs.	item no.
RJ 45	24 – 26	8	8	50	18 3010



SHIELDED MODULAR PLUGS (AT LEAST CAT. 5E)

suitable for round cables, includes a threading ridge for each plug for easily placing the conductor in the correct crimping position, for crimping with CIMCO crimping pliers CIMCO article no. 10 6201.

for flexible conductors and solid conductors

Designation	AWG Range	Number of positions	Number of contacts	PU/pcs.	item no.
RJ 45	24 – 26	8	8	50	18 3012



KINK PREDECTION SLEEVE FOR MODULAR PLUGS

can be opened and closed again at any time, can be subsequently attached to and removed from plug, for shielded and unshielded modular plugs RJ 45, for round cables up to 6 mm \varnothing

Colour	PU/pcs.	item no.
black	25	18 3020
red	25	18 3022
white	25	18 3024
blue	25	18 3026
yellow	25	18 3028



1
2
3
4
5
6
7
8
9
10
11
12
13
14
15
16
17
18
19
20
21
22
23
24
25
26

Design	PU/pcs.	CIMCO-item no.
--------	---------	----------------

SERVICE CASE NETWORK TECHNOLOGY




raaco-CARRY-LITE 55 service case containing:

DATA STRIP insulation stripper	1	12 0092
ECONOMY insertion tool	1	11 8017
Crimping pliers 4, 6, 8 pin, unshielded	1	10 6200
Crimping pliers 8 pin, shielded	1	10 6201
Modular plug 4 pin RJ 10, unshielded	100	18 3000
Modular plug 6 pin RJ 12 unshielded	100	18 3004
Modular plug 8 pin RJ 45, unshielded for flexible conductors	50	18 3008
Modular plug 8 pin RJ 45 shielded	50	18 3012
Anti-kink sleeves for modular plugs, black	25	18 3020
Anti-kink sleeves for modular plug, red	25	18 3022
413 x 330 x 55	1	18 1300

PHOTOVOLTAIC CONNECTOR SYSTEM

Using this new photovoltaic connector saves time and effort on the construction site. The CIMCO connector system is compatible with the MC4 market standard and fits all common solar cables from 2.5 mm² to 6 mm².



Consisting of a plug and socket connection system, including plastic housing; each package contains 100 connector- crimp contacts as well as plastic housing in a polythene bag and 100 connector-crimp contacts as well as plastic housing in a polythene bag.

Specifications:

2.5 to 6 mm², voltage range: 1000 V, current capacity: 30 A (4 mm², 6 mm²), contact resistance of the connector system: 5 mΩ, diameter of the plug contact: 4 mm, prediction class: IP 67, temperature range: -40 °C/+85 °C, insulation material: PC/PA, contact material: copper, silver-plated, safety class: II, certification: TÜV, crimping range: 2.5 – 6 mm²



Set male + female	1	18 8010
Set male + female	10	18 8000
Set male + female	100	18 0000
male	1	18 0001
female	1	18 0002

PHOTOVOLTAIC MC4 UNLOCKING TOOL

Unlocking tool for releasing the plug connection of photovoltaic connectors.



	1	18 0004
--	---	---------

PHOTOVOLTAIC MC4 Y-DISTRIBUTOR

Y-distributor on an MC4-basis.

Specifications:

Pin dimensions: ø 4.0 mm, contact type: stamp roll contact, nominal voltage: 1000 V DC, nominal current: 30 A at 70 °C/25 A at 85 °C, contact resistance: <5 mΩ Ohm, prediction class: IP 67, temperature range: -40 °C/+90 °C, certification: TÜV



MMF = 1 x female input and 2 x male outputs	1	18 0005
FFM = 1 x male input and 2 x female outputs	1	18 0006

Design	PU/pcs.	CIMCO-item no.
--------	---------	----------------

EARTHING TERMINAL SOLFIL

CIMCO's secure and permanent solution for earthing PV panels. The choice for simple and permanent pretection. It is necessary to prectect photovoltaic panels by earthing. It should be permanent and guarantee pretection against the effects of lightning strikes and electromagnetic disturbances over the entire service life. The connection series offers you solutions that are adapted to the various types of photovoltaic panels. A secure earthing connection is produced by establishing and optimal electrical contact between the panel housing and the earthing conductor. The module frames are made of anodised aluminium, or whose surface is treated in another way. These surface treatments prectect against rust but are not conductive. Thanks to the series, electrical contact with the aluminium of the panel is possible. Either by a thread on the screwed models or secured through the recessed thread with bolt connection with the help of a serrated washer that scrapes off the anodising when tightened. The connection is secured by tightening the earthing conductor with a maximum cross section of 10 mm². With an insulated conductor you have to remove the insulation on 30 mm. The models are made of stainless steel which guarantees outstanding rust pretection and galvanic compatability with the aluminium.



ATTACHMENT TO AN EXISTING BORE

with bolts, each bore ø 6 mm (0.26"). The serrated washer ensures the electrical contact.
 Cross section range of the earthing conductor in mm² [multi-stranded or solid]: 4, 6, 10, 4+4, 6+6

	1	18 8012
--	---	---------

ATTACHMENT TO AN EXISTING BORE

with self-tapping screw, each bore ø 4 mm (0.16").
 Cross section range of the earthing conductor in mm² [multi-stranded or solid]: 4, 6, 10, 4+4, 6+6

	1	18 8014
--	---	---------

ATTACHMENT OUTSIDE THE BORE

with self-drilling screw.
 Cross section range of the earthing conductor in mm² [multi-stranded or solid]: 4, 6, 10, 4+4, 6+6

	1	18 8016
--	---	---------

ATTACHMENT OUTSIDE THE BORE

with self-drilling screw.
 Cross section range of the earthing conductor in mm² [multi-stranded or solid]: 16, 16+4, 16+6, 25

	1	18 8018
--	---	---------

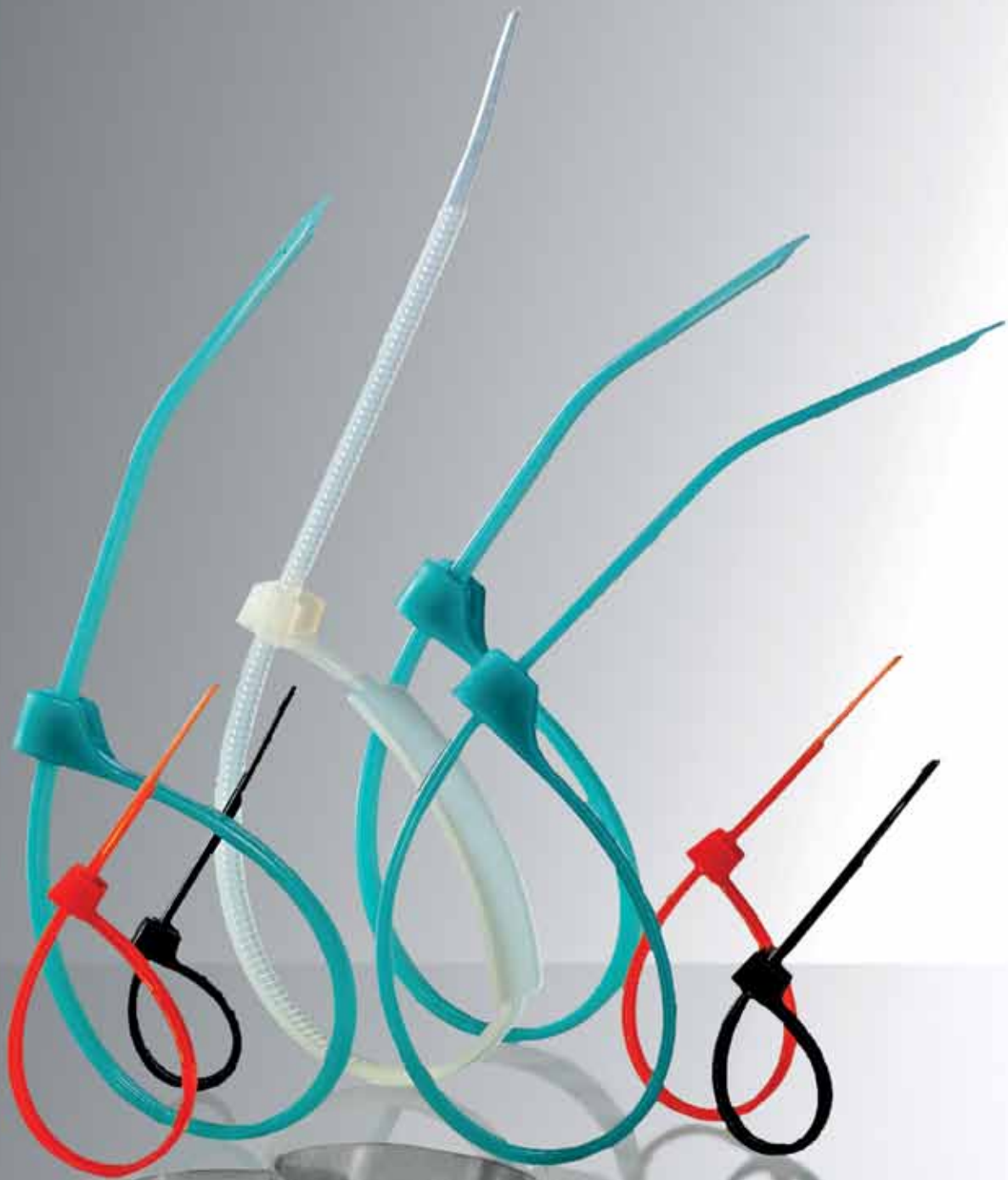


- 1
- 2
- 3
- 4
- 5
- 6
- 7
- 8
- 9
- 10
- 11
- 12
- 13
- 14
- 15
- 16
- 17
- 18
- 19
- 20
- 21
- 22
- 23
- 24
- 25
- 26


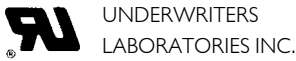
CABLE TIES

TEFZEL®-cable ties
CIMCO-item no. 18 1487

Steel cable ties
CIMCO-item no. 18 6000



- 1
- 2
- 3
- 4
- 5
- 6
- 7
- 8
- 9
- 10
- 11
- 12
- 13
- 14
- 15
- 16
- 17
- 18
- 19
- 20
- 21
- 22**
- 23
- 24
- 25
- 26



CABLE TIES STANDARD

Raw material: Pure polyamide 6.6 (PA 6.6, nylon) with no recycling material content, raw materials procured solely from leading quality manufacturers, colours: natural or black (RAL 9011) through enrichment with carbon (carbon black).

Material properties: Self-extinguishing according to UL 94-V2, melting point +260 °C, halogen-free, silicon-free, non-toxic, food-safe according to Recommendation "X" (10) BGA (German Health Authority), non-conductive, high abrasion resistance, low frictional resistance, impact-resistant, recyclable. Black cable ties retain the moisture in the plastic, thus preventing embrittlement, hardening and fragility. Black cable ties are thus suitable for outdoor application and weatherproof for at least two years.

Chemical resistance: Resistant to (among others) oils, petroleum products (e.g. petrol, kerosene, fats and lubricants), hydrocarbons (e.g. lower alcohols, acetone), cleaning agents and solvents, alkalis, mould, salt water. Conditionally resistant among others, to strongly diluted acids. Non-resistant to, amongst others, phenols, oxidising chemicals, formic acid, phosphoric acid, chlorine, chloric acids (e.g. hydrochloric acid, butanoic acid), benzoic acid, mineral acids.

Processing conditions and conditions of use: Installation temperature (during installation) -10 °C to +80 °C, continuous service temperature (following installation) -40 °C to +105 °C, possible changes in length depending on temperature (between -20 °C and +100 °C) maximum ± 1.5 %, depending on relative air humidity (between 25 % and 100 %) maximum ± 3 %, no changes in length due to ageing if cable ties are not under load.

Important when storing cable ties: Before use, store cable ties in the sealed packaging, to prevent drying out in a cool, not exceedingly dry place, away from sources of heat. Naturally coloured cable ties can turn yellow after an extended period of time due to temperature-dependent oxidation. This will not affect performance properties.

Packaging: Packaged in plastic transparent foil, 100 % recyclable, vacuum sealed.

Authorisations and Certifications of Quality: Products comply with ISO EN 62275, the IEC Standard IEC 92-101, flame retardant according to UL 94-V2, "Yellow Card" certification from Underwriters Laboratories Inc., self-extinguishing in accordance with UL 94, flame class 94V-2, self-extinguishing in accordance with ISO 1210, flame class FV-2, minimum retention strength in accordance with MIL-S-23190 E standard.

CABLE TIES

natural colour

Width mm	Length mm	Cable harness ø mm	Minimal tensile strength N		
2.5	75	2 - 16	80	100	18 1360
	100	2 - 24		100	18 1361
	135	2 - 35		100	18 1362
	160	2 - 42		100	18 1402
	200	2 - 55		100	18 1363
3.5	140	3 - 36	150	100	18 1364
	200	3 - 55		100	18 1404
	280	3 - 80		100	18 1378
4.5	160	3 - 38	220	100	18 1365
	180	3 - 45		100	18 1366
	200	3 - 51		100	18 1367
	250	5 - 68		100	18 1379
	280	5 - 76		100	18 1368
	360	5 - 101		100	18 1369
	380	5 - 110		100	18 1408
	7.5	180		5 - 44	460
240	5 - 62	100	18 1372		
280	5 - 76	100	18 1377		
360	5 - 101	100	18 1373		
450	20 - 130	100	18 1374		
9.0	540	20 - 160	680	100	18 1375
	750	32 - 222		100	18 1376
	780	20 - 235		100	18 1390
	920	40 - 280		100	18 1391
	1220	50 - 375		100	18 1394
12.5	500	10 - 140	980	50	18 1392
	750	40 - 222		50	18 1393
	1000	40 - 300		50	18 1395



Design	PU	CIMCO-item no.
--------	----	----------------

CABLE TIES

black (RAL 9011) = weather-proof design, conditionally UV resistant

Width mm	Length mm	Cable harness ø mm	Minimal tensile strength N		
2.5	75	2 - 16	80	100	18 1860
	100	2 - 24		100	18 1861
	135	2 - 35		100	18 1862
	160	2 - 42		100	18 1802
	200	2 - 55		100	18 1863
3.5	140	3 - 36	150	100	18 1864
	200	3 - 55		100	18 1804
	280	3 - 80		100	18 1878
4.5	160	3 - 38	220	100	18 1865
	180	3 - 45		100	18 1866
	200	3 - 51		100	18 1867
	250	5 - 68		100	18 1879
	280	5 - 76		100	18 1868
	360	5 - 101		100	18 1869
7.5	180	5 - 44	460	100	18 1871
	240	5 - 62		100	18 1872
	280	5 - 76		100	18 1877
	360	5 - 101		100	18 1873
	450	20 - 130		100	18 1874
	540	20 - 160		100	18 1875
	750	32 - 222		100	18 1876
9.0	780	20 - 235	680	100	18 1890
	920	40 - 280		100	18 1891
	1220	50 - 375		100	18 1894
12.5	500	10 - 140	980	50	18 1892
	750	40 - 222		50	18 1893
	1000	40 - 300		50	18 1895



RELEASABLE CABLE TIES

made of polyamide 6.6, after opening re-usable as often as required, simple release by pressing a finger on the tab

natural colour

Width mm	Length mm	Bundle ø mm	Minimal tensile strength N		
7.5	200	up to 50	280	100	18 1490
	280	up to 76		100	18 1491
	360	up to 100		100	18 1492

black (RAL 9011) = weather-proof design, UV resistance

7.5	200	up to 50	280	100	18 1495
	280	up to 76		100	18 1496
	360	up to 100		100	18 1497



- 1
- 2
- 3
- 4
- 5
- 6
- 7
- 8
- 9
- 10
- 11
- 12
- 13
- 14
- 15
- 16
- 17
- 18
- 19
- 20
- 21
- 22
- 23
- 24
- 25
- 26



COLOURED CABLE TIES

for labelling and marking

Width mm	Length mm	Cable harness ø mm	Minimal tensile strength N		
red (RAL 3000)					
2.5	100	2 - 24	80	100	18 1450
3.5	140	3 - 36	150	100	18 1452
4.5	200	3 - 51	220	100	18 1454
	280	5 - 76	220	100	18 1456
blue (RAL 5002)					
2.5	100	2 - 24	80	100	18 1460
3.5	140	3 - 36	150	100	18 1462
4.5	200	3 - 51	220	100	18 1464
	280	5 - 76	220	100	18 1466
green (RAL 6024)					
2.5	100	2 - 24	80	100	18 1470
3.5	140	3 - 36	150	100	18 1472
4.5	200	3 - 51	220	100	18 1474
	280	5 - 76	220	100	18 1476
yellow (RAL 1021)					
2.5	100	2 - 24	80	100	18 1480
3.5	140	3 - 36	150	100	18 1482
4.5	200	3 - 51	220	100	18 1484
	280	5 - 76	220	100	18 1486

Other colours available upon request. Please inquire for minimum order quantity, price and delivery times.

CABLE TIES WITH LABELLING SURFACE

made of polyamide 6.6, natural colour



Width mm	Length mm	Cable harness ø mm	Size Labelling surface mm x mm		
2.5	100	10 - 25	8 x 25	100	18 1420
2.5	200	10 - 50	8 x 25	100	18 1422
4.8	200	16 - 55	13 x 37	100	18 1424
4.8	290	16 - 80	13 x 37	100	18 1426

PRINTED CABLE TIES

Cable ties can be custom printed, also with logo, serial numbers and variable printing ink colour.



For special marking, registration and labelling of cables, equipment and many other components, including closure and tamper-proof sealing of packages, envelopes, sacks, etc. For use in electrical engineering, machine- and vehicle construction, logistics, food and pharmaceutical industries, public authorities, etc. For cable ties of any length with at least 1 mm thickness, min. order quantity per printing order 30,000 cable ties.

We are happy to advise you about technical details and questions of processing, delivery times, pricing etc.

PLUG-IN CABLE TIES

Cable ties made from polyamide 6.6, black, self-extinguishing according to UL 94 V-2, with expansion anchor head for fast and safe installation in drill holes (approx. 5 mm ø) by means of force fitting, affixing and bundling of cables in one working step, especially suited for use in vehicle and engine construction, as well as the aerospace industry.



Width mm	Length mm	Cable harness ø mm	Minimal tensile strength N		
3.5	150	max. 32	150	100	18 1850

Design	PU	CIMCO-item no.
--------	----	----------------

CABLE TIES WITH STEEL TONGUE

made of polyamide 6.6, with corrosion-resistant, anti-magnetic, stainless steel tongue

Width mm	Length mm	Cable harness ø mm	Size N	Labelling surface	
natural colour					
2.5	100	2 - 24	130		18 1338
	200	2 - 55			18 1336
2.4	356	2 - 102			18 1337
3.5	140	2 - 36	220		18 1339
	200	2 - 55			18 1340
	280	2 - 80			18 1341
3.5	360	3 - 101			18 1342
4.5	186	3 - 51	350		18 1343
	290	3 - 80			18 1344
	360	3 - 103			18 1345
7.5	360	6 - 101	650		18 1347
7.0	762	6 - 229			18 1348

For packaging unit 1.000 pieces replace the two middle digits by 18,
e.g.: 18 1338 = 18 1838 (2.5 x 100, natural)

black					
2.5	100	2 - 24	130		18 1738
	200	2 - 55			18 1736
2.4	356	2 - 102			18 1737
3.5	140	2 - 36	220		18 1739
	200	2 - 55			18 1740
	280	2 - 80			18 1741
3.5	360	3 - 101			18 1742
4.5	186	3 - 51	350		18 1743
	290	3 - 80			18 1744
	360	3 - 103			18 1745
7.5	360	6 - 101	650		18 1747
7.0	762	6 - 229			18 1748

For packaging unit 1.000 pieces replace the two middle digits by 19,
e.g.: 18 1738 = 18 1938 (2.5 x 100, black)



★ TOPSELLER ★

1

2

3

4

5

6

7

8

9

10

11

12

13

14

15

16

17

18

19

20

21

22

23

24

25

26

- 1
- 2
- 3
- 4
- 5
- 6
- 7
- 8
- 9
- 10
- 11
- 12
- 13
- 14
- 15
- 16
- 17
- 18
- 19
- 20
- 21
- 22
- 23
- 24
- 25
- 26

CABLE TIES FOR SPECIAL APPLICATIONS

HEAT-RESISTANT CABLE TIES

special additives to the raw material create permanently temperature-resistant cable ties up to +130 °C, properties otherwise the same as standard cable ties, basic material pure polyamide 6.6 without recycling content, colour pale green



Width mm	Length mm	Cable harness ø mm	Minimal tensile strength N		
3.5	140	3 - 36	150	100	18 1710
4.5	200	3 - 51	220	100	18 1712
4.5	280	5 - 76	220	100	18 1713
4.5	360	5 - 101	220	100	18 1714
7.5	360	5 - 101	460	100	18 1716

UV AND COLD-RESISTANT CABLE TIES

Continual exposure to UV radiation and cold causes standard cable ties to become brittle. The addition of special carbons increases the service life of UV-resistant cable ties by approx. a factor of ten, for up to 10 years when used correctly. They are also cold-resistant to -40 °C. These cable ties are thus ideal for outdoor use and at continuously low temperatures. Flammability rating according to UL 94 HB, colour black (RAL 9011).



Width mm	Length mm	Cable harness ø mm	Minimal tensile strength N		
3.5	140	3 - 36	150	100	18 1720
4.5	200	3 - 51	220	100	18 1722
4.5	280	5 - 76	220	100	18 1723
4.5	360	5 - 101	220	100	18 1724
7.5	360	5 - 101	460	100	18 1726

FLAME-RESISTANT, SELF-EXTINGUISHING CABLE TIES

for use in areas requiring especially high flame retardant properties. Flame retardant according to UL 94 V-0: The flame-retardant material must not burn longer than 10 seconds nor ignite combustible materials underneath it. Halogen-free, can be used in a temperature range of -20 °C to +80 °C. Colour milk white.



Width mm	Length mm	Cable harness ø mm	Minimal tensile strength N		
3.5	140	2,5 - 36	140	100	18 1728
4.5	280	5 - 76	175	100	18 1731
4.5	360	5 - 101	175	100	18 1732
7.5	360	5 - 101	430	100	18 1734

TEFZEL® CABLE TIES

Cable ties made from ethylene tetrafluorethylene copolymer. Very high resistance to UV radiation, radioactivity, many aggressive chemicals (incl. acids, alkalis, oxidising agents, metal salt solutions, oils, fats), weatherproof, does not absorb water, heat-stable and flame-retardant (UL 94 V-0), operating temperature -50 °C to +150 °C, the ideal tie for use in nuclear power plants, the chemical industry, refineries, etc.



Width mm	Length mm	Cable harness ø mm	Minimal tensile strength N		
4.8	186	45	222	100	18 1487
4.8	360	102	222	100	18 1488
7.0	338	90	534	100	18 1489

DETECTABLE CABLE TIES

especially developed for food or pharmaceutical industry, detectable due to added metal filings which mean even the smallest fragments can be detected with a metal detector or x-ray machine. Base material pure polyamide 6.6, halogen and silicone-free, self-extinguishing. Flammability class UL 94 HB, temperature resistant: -25 °C to +65 °C, colour code blue.



Width mm	Length mm	Cable harness ø mm	Minimal tensile strength N		
2.5	100	24	80	100	18 1750
3.5	140	36	160	100	18 1752
4.5	200	51	200	100	18 1754
4.5	280	76	200	100	18 1756
4.5	380	110	200	100	18 1758
7.5	360	101	500	100	18 1760

Design	PU	CIMCO-item no.
--------	----	----------------

FASTENING ELEMENT FOR CABLE TIES

natural colour

Fastening	Dimensions mm	or cable ties up to max. mm width	for screw up to ø mm			
For screwing						
	20 x 10	5.3	4	100		18 1380
	30 x 15	9.4	4	100		18 1389
For bonding						
Adhesive (self-adhesive) + screw, natural colours						
	19 x 19	4.3	4	100		18 1382
Adhesive (self-adhesive) + screw, black						
	19 x 19	4.3	4	100		18 1882
Adhesive (self-adhesive) + screw, natural colours						
	27 x 27	5.5	4	100		18 1384
Adhesive (self-adhesive) + screw, black						
	27 x 27	5.5	4	100		18 1884



CABLE CLIPS

Suitable for fastening and release at any time of one or several hoses, round cables and lines of different diameters. Especially suitable when laying cables on very smooth, hard surfaces and in places difficult to access, where the use of normal fastening elements / cable ties is not possible.

Made from polyamide 6.6, natural colour, self-adhesive.

Black available on request.

Length mm	Width mm	Height mm	max. cable ø mm			
19	19	8	5	100		18 1381
26	26	12	10	100		18 1383
26	26	17	15	100		18 1385



WALL DOWEL CABLE TIE HOLDER

for fastening cables, cable bundles, pipes etc. on masonry, for drilled holes 7 to 8 mm in diameter, screw-on head for easy adjustment of height and alignment of the holding block, distance from cable to wall approx. 12 mm

for cable ties up to 9 mm in width	10 x 13	100	18 1386
------------------------------------	---------	-----	---------



ASSEMBLY DOWELS FOR CABLE TIES

A journal mount, which is knocked into a drill hole in the wall, ø 6 or 8 mm.

The protruding head allows a cable bundle to be fastened at a specific distance from the wall.

With heads stabilised with strong fins for perfect hold and cable tie widths up to 9 mm.

basic material pure polyamide 6.6, halogen and silicone-free, self-extinguishing.

Flammability class of base material UL 94 V-2, temperature resistance: -40 °C to +85°C,

Colour code black

Head width mm	Head length mm	Head height mm	Length mm	Drill hole		
14.5	11.0	6.3	36.0	6.0	100	18 1762
14.5	11.0	6.3	41.0	8.0	100	18 1764



- 1
- 2
- 3
- 4
- 5
- 6
- 7
- 8
- 9
- 10
- 11
- 12
- 13
- 14
- 15
- 16
- 17
- 18
- 19
- 20
- 21
- 22
- 23
- 24
- 25
- 26

Design	Size	PU	CIMCO-item no.
--------	------	----	----------------

SPIRAL BANDS

to bundle and protect cables in cable manufacturing, in the electronics industry, as well as in switch cabinet, controller, and plant engineering. For efficient and tidy bundling and laying of cables, wiring, cable harnesses, and wire bundles. Also for protecting cables from abrasion or other damage, as well as for stiffening cable harnesses. Customised lengths possible, thus no material wastage. Easily adaptable to different bundle diameters, re-openable and reusable. In the case of spiral bands wound at a distance, the material usage is lower, the cable bundles are more flexible and branches consisting of one or more cables are possible at any point without problem. Ideal for subsequent winding around cable bundles.

Made of polyethylene (PE), temperature-resistant from -20°C to +65°C, flame resistant, halogen-free, silicone-free
 1 roll each = 10 m length.



Bundle ø mm	Coil width mm	Outer ø mm		
natural colour				
4 - 20	7.0	6	1	18 6200
6 - 60	11.4	10	1	18 6202
9 - 70	13.9	12	1	18 6204
12 - 80	15.0	15	1	18 6206
15 - 100	18.2	19	1	18 6208
25 - 130	19.6	24	1	18 6210
black				
4 - 20	7.0	6	1	18 6220
6 - 60	11.4	10	1	18 6222
9 - 70	13.9	12	1	18 6224
12 - 80	15.0	15	1	18 6226
15 - 100	18.2	19	1	18 6228
25 - 130	19.6	24	1	18 6230



ADJUSTABLE CABLE TIE CLAMPING AND CUTTING TOOL

in pistol format for cable ties with a width of 2.2 mm to 4.8 mm, clamping strength adjustable to max. 12 kg and with automatic cutting tool. Weight 303 g.

adjustable	175 mm	1	10 1930
------------	--------	---	---------



CABLE TIE CLAMPING AND CUTTING TOOL HEAVY DUTY

made of sheet steel for cable ties with a width of 2.3 mm to 12.5 mm, with integrated cutting tool. Weight 320 g.

heavy duty version	195 mm	1	10 1931
--------------------	--------	---	---------



CABLE TIE BAG

for all standard cable ties, sewn in hard-wearing, double padded material, with elastic band retainer and belt loop function. When removing individual cable ties from the bag, the elastic band prevents the ties remaining in the bag from falling out.

	280 x 70 x 45 mm	1	17 0120
--	------------------	---	---------

Design	PU	CIMCO-item no.
--------	----	----------------

STEEL CABLE TIES

made from stainless steel 316 (DIN 1.4401), with ball lock, resistant to corrosion and radiation, anti-magnetic, extremely resistant to high temperatures (steel -80°C to $+538^{\circ}\text{C}$) and aggressive chemicals, steel thickness 0.25 mm, spec./approval UL. For use in machine and vehicle construction, signalling systems, shipbuilding and mining, in the food and chemical industries, in power plants, subways, buildings, switch cabinets, on oil rigs etc..

Width mm	Length mm	Cable harness \varnothing mm	Minimal tensile strength					
			kp	N				
4.6	100	20	56	550	100	18 6000		
	125	27					100	18 6001
	150	44					100	18 6002
	200	50					100	18 6003
	290	75					100	18 6004
	360	102					100	18 6005
7.9	520	152			25	18 6006		
	200	50	122	1200	100	18 6010		
	290	75					100	18 6011
	360	102					100	18 6012
	520	152					25	18 6013
	680	203					50	18 6014
840	254	25					18 6015	
12.0	1000	318			25	18 6016		
	290	75	224	2200	25	18 6020		
	360	102					25	18 6021
	520	152					25	18 6022
	680	203					25	18 6023
	840	254					25	18 6024
1000	318	25					18 6025	

with protective cable coating made from epoxy resin polyester, halogen-free, black

Width mm	Length mm	Cable harness \varnothing mm	Minimal tensile strength					
			kp	N				
4.6	100	20	56	550	100	18 6100		
	150	44					100	18 6102
	200	50					100	18 6103
	290	75					100	18 6104
	360	102					100	18 6105
	520	152					25	18 6106
7.9	200	50	122	1200	100	18 6110		
	290	75					100	18 6111
	360	102					100	18 6112
	520	152					25	18 6113
	680	203					25	18 6114
	840	254					25	18 6115
12.0	1000	318			25	18 6116		
	290	75	224	2200	25	18 6120		
	360	102					25	18 6121
	520	152					25	18 6122
	680	203					25	18 6123
	840	254					25	18 6124
1000	318	25					18 6125	

CLAMPING TOOL


made of steel, for clamping steel ties up to 12 mm in width, even with protective cable coating, with rotating cutter for burr-free cutting edges

	Length mm		
	205	1	10 1935



- 1
- 2
- 3
- 4
- 5
- 6
- 7
- 8
- 9
- 10
- 11
- 12
- 13
- 14
- 15
- 16
- 17
- 18
- 19
- 20
- 21
- 22
- 23
- 24
- 25
- 26

Design	PU	CIMCO-item no.
--------	----	----------------



SLE STEEL TIES

Ladder cable ties made of stainless steel AISI 316, self-locking with locking mesh, non-releasable. No slipping or sliding effect when tie is pulled tight. Coated with black polyester, UV-stabilised and halogen-free, anti-magnetic, resistant to corrosion and radiation, extremely resistant to high temperatures and aggressive chemicals. Approvals: DNV-GL, Lloyds Register, UL; steel thickness 7.0 mm = 0.30 mm / 12.0 mm = 0.35 mm. Temperature resistant: Steel -80°C to +538°C; Polyester -80°C to +150°C

Width mm	Length mm	Bundle ø mm	Minimal tensile strength N		
7.0	150	45	445	100	18 6130
7.0	225	70	445	100	18 6132
7.0	300	95	445	100	18 6134
7.0	360	105	445	100	18 6136
7.0	450	140	445	50	18 6138
7.0	610	190	445	50	18 6140
12.0	200	50	890	100	18 6142
12.0	360	100	890	100	18 6144
12.0	450	135	890	50	18 6146
12.0	610	185	890	50	18 6148
12.0	750	230	890	25	18 6150

HOOK & LOOP TIES (HOOK & LOOP TAPE CABLE TIES AND RETAINING STRIPS)

Areas of application:

For bundling, fastening, affixing, and many other uses. Especially suitable for the installation of sensitive cables (network cabling, telecommunications, fibre optic cables) and whenever frequent closing and opening of the ties is required (e.g. pre-assembly of cable harnesses).

Special product features:

Soft, flexible surface for minimum pressure on cable bundles, avoids unintentional damage of cables due to sharp or hard edges, even and flush contact over the entire circumference of the cable bundle, hook & loop closure technique adheres in any position, easy to open and close, quick installation without the use of tools, high tensile and shearing strength, adjustable, multiple-use, low wear for long service life, durable, non-fading colours, washable with no risk of damage, light-resistant, UV-resistant and sweat-resistant, waterproof and resistant to saltwater, no wastage during use, in a range of dimensions.



HOOK & LOOP TAPE BELT WITH SYNTHETIC EYELET

made of woven polyamide, in two colours red/black to facilitate use, belt end without hook to open the tie quickly, suitable for up to 10,000 tie openings, tensile strength 260 N/cm, thickness approx. 2 mm (the minimum tensile load given is valid with at least 50 mm band overlap), silicone- and halogen-free.

Width mm	Length mm		
25	240	10	18 1900
25	300	10	18 1902
25	360	10	18 1904

HOOK & LOOP TAPE

made of black, extruded polyamide velour laminate, tensile strength min. 120 N/cm, thickness approx. 1.4 mm, self-adhesive "back-to-back", suitable for approx. 200 actuations. Apart from the standard colour black, also available in white, red, blue, green, yellow. Please enquire about minimum order quantity, delivery time approx. 8 weeks.

Hook & loop ties with tab, cut to binding lengths for common electrical installations

Width mm	Length mm		
7	200	25	18 1910
13	200	25	18 1912
16	300	25	18 1914

Design	PU	CIMCO-item no.
--------	----	----------------

HOOK & LOOP TAPE

Hook & loop ties on rolls, roll length 25 m, tensile strength min. 120 N/cm, custom-cut lengths

Width mm	Length m			
13	25		1 roll	18 1920
16	25		1 roll	18 1922
20	25		1 roll	18 1924
25	25		1 roll	18 1926
30	25		1 roll	18 1928



SELF-ADHESIVE HOOK & LOOP TAPE

self-adhesive hook and loop tape. Ideal for individual and secure fastenings and yet always separable. Hook & loop tape can simply be cut to the desired length, according to requirements.

Material strength min. 210 N/cm, shear strength 10.3 N/cm, approx. 10,000 actuations possible.

Adhesive: rubber-resin based, temperature range: -15° C to +90° C

Supplied in dispenser box, each with one roll of hook and loop tape

Length mm	Length m			
20	10		1 roll	18 1980



1

2

3

4

5

6

7

8

9

10

11

12

13

14

15

16

17

18

19

20

21

22

23

24

25

26

MARKING & LABELLING



- 1
- 2
- 3
- 4
- 5
- 6
- 7
- 8
- 9
- 10
- 11
- 12
- 13
- 14
- 15
- 16
- 17
- 18
- 19
- 20
- 21
- 22
- 23
- 24
- 25
- 26

Design	Size mm	PU	CIMCO-item no.
--------	---------	----	----------------

MARKINGS

SELF-LAMINATING CABLE MARKERS

Cable markers for simple, fast and permanent identification of cables.

Clear PV 006, self-adhesive soft PVC film, 0.08 mm thick. Protects the inscription block from mechanical influences.

The marker consists of a patented and transparent press-on section, white inscription surface, transparent protective section. Temperature-resistant from -30 °C to +120 °C, durable adhesive power, high UV resistance. Resistant to dirt, moisture, alcohol, petroleum-based oils. Inscription with pencil, pen, printer etc.

Pocket format



Title block mm	Maximum Cable ø mm	Pieces per pack	Length mm		
25 x 25	14	60	75	1	18 2650
25 x 25	38	30	150	1	18 2652
25 x 25	63	30	230	1	18 2654

Sheet		Pieces per sheet			
13 x 21	7	48	37	1	18 2656
25 x 24	14	21	80	1	18 2658

HAND INSCRIPTION LABELS

Self-adhesive inscription labels in yellow woven fabric for tagging of electrical systems, equipment identification, stock and item labelling. Easy to inscribe with pencil, pen and typewriter. Self-adhesive PVC-impregnated woven fabric in yellow with black border, 0.15 mm thick.

Temperature-resistant from -30 °C to +80 °C, good adhesion, resistant to ageing.



	Pieces per sheet	Dim. mm		
	40	11 x 19	1	18 2660
	20	11 x 38	1	18 2662

INSPECTION STICKERS

Inspection stickers are used in quality assurance (QA) processes according to EN ISO 9000 ff, in association with, e.g. legally stipulated inspections and within the context of the German Accident Prevention Guidelines (UVV). This especially applies to the monitoring of testing devices, equipment and systems, as well as important supply lines (cables, pipes/tubes). There are two ways to affix the inspection stickers: directly onto the inspected equipment or onto one of the basic stickers provided, which are affixed to the equipment. The date of inspection is documented with a pen or notch pliers. The inspection stickers consist of tamper-proof document film, i.e. to prevent misuse, the sticker is irrevocably destroyed when an attempt is made to remove it.

Document film properties:

The document film can be marked using pencil, pen, felt pen or typewriter. It is 0.05 mm thick and temperature-resistant from -30 °C to +80 °C. The adhesive strength is greater than the tear strength of the film. The film breaks when removed and is largely resistant to ageing, weather and light. It is also resistant to water, salt water, alcohol, aliphatic solvents as well as petroleum-based oils and fats.



NEW!

	ø mm	Pcs. per Handle		
red „flash“	30	108	1	18 2670
violet „21“	20	108	1	18 2693
green „22“	20	108	1	18 2694
blue „23“	20	108	1	18 2695

Design	Size mm	PU	CIMCO-item no.
--------	---------	----	----------------


CONTROL PLIERS

for paper punches and thin plastics, e.g. for simply marking stickers before they are removed from the backing material. Opening depth 30 mm

round recess 3 mm ø	120	1	10 1650
---------------------	-----	---	---------

Please specify any custom recess when ordering.

on request



BASIC STICKERS

the self-adhesive basic sticker consists of white, write-on plastic film, to which stickers can be repeatedly attached. It adheres well to a clean surface and is destroyed when removed. The document film is resistant to water, aliphatic solvents, and petroleum-based oils and fats.

Pieces per sheet	Dimensions mm		
25	95 x 40	1	18 2690



IDENTIFICATION OF CONDUCTORS

the self-adhesive film symbols for the marking of non-insulated and insulated conductors, housings, switch cabinets and equipment are available in a range of sizes on a sheet for rapid application. The symbols correspond to the standards DIN40 009, DIN 40 011, and the IEC. Material: Self-adhesive PVC film with lamination, 0.10 mm thick. Temperature resistant from -30°C to +100°C, dirt-repellent, durable adhesive power. ø: 12.5 mm

	Pieces per sheet		
Outer conductor 1, black	10	1	18 2620
Outer conductor 2, black	10	1	18 2622
Outer conductor 3, black	10	1	18 2624
Neutral conductor N, blue	10	1	18 2626
Protective conductor PE, green-yellow	10	1	18 2628
Neutral conductor protective function	10	1	18 2630
Earth	10	1	18 2632
Earth, does not comply with DIN 40 011	10	1	18 2634



- 1
- 2
- 3
- 4
- 5
- 6
- 7
- 8
- 9
- 10
- 11
- 12
- 13
- 14
- 15
- 16
- 17
- 18
- 19
- 20
- 21
- 22
- 23
- 24
- 25
- 26

- 1
- 2
- 3
- 4
- 5
- 6
- 7
- 8
- 9
- 10
- 11
- 12
- 13
- 14
- 15
- 16
- 17
- 18
- 19
- 20
- 21
- 22
- 23
- 24
- 25
- 26

Design	Size mm	PU	CIMCO-item-no.
--------	---------	----	----------------



NEW!

TEST STICKER “ELECTRICALLY TESTED”

Material: standard film, supplied in booklet with 108 stickers

Colour	Year	Format		
violet	2021	d = 30 mm	1	18 2775
green	2022	d = 30 mm	1	18 2781
blue	2023	d = 30 mm	1	18 2783
red	2024	d = 30 mm	1	18 2794



NEW!

TEST STICKER “NEXT TEST DATE GERMAN SOCIAL ACCIDENT INSURANCE (DGUV) REGULATION 3”

Material: standard film, supplied in the booklet with 108 stickers

(old name “Next test date Employers’ Liability Association regulations (BGV) A3”)

Colour	Year	Format		
violet	2021	d = 30 mm	1	18 2776
green	2022	d = 30 mm	1	18 2785
blue	2023	d = 30 mm	1	18 2787
red	2024	d = 30 mm	1	18 2795



★ TOPSELLER ★
NEW!

TEST STICKER “NEXT TEST DATE”

Material: standard film, supplied in booklet with 108 stickers

yellow/black	d = 30 mm	1	18 2777
--------------	-----------	---	---------



NEW!

CABLE TEST STICKER

“Tested according to DGUV regulation 3”, Material: vinyl film, clear,

Supplied in a booklet of 80 stickers (old description “Tested according to BGV A3”)

Colour	Year	for cable ø mm	Format		
violet	2021	8 - 25 mm	d = 30 mm	1	18 2778
green	2022	8 - 25 mm	d = 30 mm	1	18 2789
blue	2023	8 - 25 mm	d = 30 mm	1	18 2791
red	2024	8 - 25 mm	d = 30 mm	1	18 2796



NEW!

CABLE INSPECTION STICKER “NEXT INSPECTION”

Material: vinyl film, clear, year: 2018, Supplied in a booklet of 80 stickers


Colour	Year	for cable ø mm	Format		
violet	2021	8 - 25 mm	d = 30 mm	1	18 2779
green	2022	8 - 25 mm	d = 30 mm	1	18 2792
blue	2023	8 - 25 mm	d = 30 mm	1	18 2793
red	2024	8 - 25 mm	d = 30 mm	1	18 2797



ELECTRIC CIRCUIT LABELLING, TWO FIELDS

for individual labelling, Material: vinyl film, Supplied as 30 stickers and 30 protective laminates stapled together

red	d = 39 mm	1	18 2710
-----	-----------	---	---------



ELECTRIC CIRCUIT LABELLING, THREE FIELDS

for individual labelling, Material: vinyl film, Supplied as 30 stickers and 30 protective laminates stapled together

red	d = 39 mm	1	18 2712
-----	-----------	---	---------



BASIC STICKER

“Inspection according to ...Next inspection”, material: vinyl film, white, Supplied as 50 stickers stapled together and without advertising printed

	W x H		
white	40 x 80 mm	1	18 2714

“Tested/on/by/according to ...”, Material: vinyl film, white, Supplied as 50 pieces stapled together and without advertising printed

white	40 x 80 mm	1	18 2716
-------	------------	---	---------

Design	Size mm	PU	CIMCO-item no.
--------	---------	----	----------------

FI TEST BUTTONS INFORMATION STICKERS

"Actuate once a month!", Material: self-adhesive film, Supplied stamped onto sheets of 10 stickers

red	48 x 20 mm	1	18 2718
-----	------------	---	---------



WARNING SIGNS

"Warning – Electric voltage"

Material: self-adhesive film, design: ASR A 1.3 (2013), DIN EN ISO 7010, W012

yellow	SL = 100 mm	1	18 2720
--------	-------------	---	---------



WARNING SIGN FOR ELECTRICAL ENGINEERING

Material: self-adhesive film, text: "Electric operating room ...",

Symbol: "Warning – hazardous electric voltage"

yellow	297 x 210 mm	1	18 2722
--------	--------------	---	---------



Material: plastic, text: "Electric operating room ..."
Symbol: "Warning – hazardous electric voltage"

yellow	297 x 210 mm	1	18 2724
--------	--------------	---	---------



WARNING SIGN

"High voltage – Danger of death"

Material: plastic, design: Symbol according to ASR A 1.3 (2013), DIN EN ISO 7010, W012

yellow	122 x 100 mm	1	18 2726
--------	--------------	---	---------



"High voltage – Danger of death"

Material: self-adhesive film, design: symbol according to ASR A 1.3 (2013), DIN EN ISO 7010, W01

yellow	122 x 100 mm	1	18 2728
--------	--------------	---	---------



"High voltage! Danger of death"

Material: self-adhesive film, design: symbol according to ASR A 1.3 (2013), DIN EN ISO 7010, W012

yellow	244 x 200 mm	1	18 2730
--------	--------------	---	---------



"High voltage! Danger of death"

Material: plastic, design: symbol according to ASR A 1.3 (2013) DIN EN ISO 7010, W012

yellow	244 x 200 mm	1	18 2732
--------	--------------	---	---------



"Electric operating room"

Material: self-adhesive film, design: symbol according to ASR A 1.3 (2013) DIN EN ISO 7010, W012

yellow	244 x 200 mm	1	18 2734
--------	--------------	---	---------



"Electric operating room"

Material: plastic, design: symbol according to ASR A 1.3 (2013), DIN EN ISO 7010, W012

yellow	244 x 200 mm	1	18 2736
--------	--------------	---	---------



- 1
- 2
- 3
- 4
- 5
- 6
- 7
- 8
- 9
- 10
- 11
- 12
- 13
- 14
- 15
- 16
- 17
- 18
- 19
- 20
- 21
- 22
- 23
- 24
- 25
- 26

Design	Size mm	PU	CIMCO-item no.
--------	---------	----	----------------

- 1
- 2
- 3
- 4
- 5
- 6
- 7
- 8
- 9
- 10
- 11
- 12
- 13
- 14
- 15
- 16
- 17
- 18
- 19
- 20
- 21
- 22
- 23
- 24
- 25
- 26



MAINTENANCE TAG

“Do not switch! Work is being carried out!”
 Material: plastic 0.5 mm, design: hole at top in middle 6 mm, symbol according to ASR A 1.3 (2013), DIN EN ISO 7010, P031, supplied in a pack of 10 pieces

white matt	76 x 147 mm	1	18 2738
------------	-------------	---	---------



WARNING STICKERS

“Do not switch! Work is being carried out!”
 Material: self-adhesive film, removable, design: symbol according to ASR A 1.3 (2013) DIN EN ISO 7010, P031
 Supplied on sheets of 10 stickers

	80 x 16 mm	1	18 2740
--	------------	---	---------



PROHIBITION SIGN

“Do not switch! Work is being carried out!”
 Material: plastic

	d = 200 mm	1	18 2742
--	------------	---	---------



“Electric operating room – Unauthorised access prohibited”
 Material: self-adhesive film

	d = 200 mm	1	18 2744
--	------------	---	---------



MANDATORY SIGNS ACCORDING TO DIN 40 008

“5 safety rules” Electric voltage
 Material: plastic

	200 x 120 mm	1	18 2746
--	--------------	---	---------



COMBINATION SIGN ACCORDING TO ISO 7010

Material: plastic 1 mm
 Warning sign: “Caution! Danger from batteries”
 Prohibition sign: “Fire, open flames, and smoking prohibited”

	200 x 150 mm	1	18 2748
--	--------------	---	---------



EMERGENCY NOTICE

“First aid instructions” according to German Social Accident Insurance (DGUV) information 204-001
 Material: plastic, edition August 2017

	410 x 590 mm	1	18 2750
--	--------------	---	---------



SAFETY NOTICE

“First aid for electrical accidents”
 Material: plastic

yellow	200 x 300 mm	1	18 2752
--------	--------------	---	---------

Design	Size mm	PU	CIMCO-item no.
--------	---------	----	----------------

SAFETY NOTICES

"VDE requirements for operating electric systems"

Material: plastic

yellow	660 x 1000 mm	1	18 2754
--------	---------------	---	---------



"Information sheet for fighting fire in the vicinity of electric systems"

Material: plastic

yellow	620 x 660 mm	1	18 2756
--------	--------------	---	---------



"Procedures and safety instructions" for working on high-voltage installations

Material: plastic

yellow	300 x 400 mm	1	18 2758
--------	--------------	---	---------



"Excerpt from general accident prevention regulations"

Material: plasticff

	420 x 297 mm	1	18 2760
--	--------------	---	---------



"First aid for accidents with electric current"

Material: plastic

	400 x 600 mm	1	18 2762
--	--------------	---	---------



- 1
- 2
- 3
- 4
- 5
- 6
- 7
- 8
- 9
- 10
- 11
- 12
- 13
- 14
- 15
- 16
- 17
- 18
- 19
- 20
- 21
- 22
- 23
- 24
- 25
- 26

Design	Size mm	PU	CIMCO-item no.
--------	---------	----	----------------

SIGNS AND MARKINGS



NEW!

BARRIER TAPE, RED-WHITE

Tear-resistant barrier tape for fast and inexpensive securing of operation areas, danger zones, car parks, multiple use, printed non-fade on both sides with red/white hachures
1 roll = 100 m or 500 m in dispenser, Roll width: 75 mm, Material: polyethylene

100 m	1	18 2780
500 m	1	18 2782



NEW!

FLOOR MARKING, "PLEASE KEEP DISTANCE"

Quickly applied, directly passable, easy to clean, for smooth substrates indoors, only lay on dry, clean substrates free of dust and grease, very good chemical resistance to cleaning agents, dirt-repellent, very thin, no dirt rim formation, totally removable

Temperature resistance: -40 °C to +150 °C, Material: polyester, self-adhesive, thickness: 0.2 mm

50 x 600 mm	1	18 2784
75 x 600 mm	1	18 2786



NEW!

PLASTIC CHAIN STANDS, RED-WHITE REFLECTIVE

Chain stands set for mobile barriers, safe from tipping over, up to 4 m post spacing possible, Set consisting of 4 or 6 posts incl. chains and hooks, Heavy-duty plastic hexagonal base for secure stand, Plastic posts height 1000 mm, tube ø 63 mm, Anti-slip element protects the floor

4 posts, 3 chains of 3 m	ø 370 mm, height 75 mm	1	18 2788
6 posts, 5 chains of 3 m	ø 370 mm, height 75 mm	1	18 2790



NEW!

NEW!

NEW!

NEW!

NEW!

NEW!

SANDWICH BOARD, VARIOUS MOTIFS

Stable sandwich board, can be positioned conveniently and stable everywhere, Warning is printed on both sides
Material: 100 % recycled corrugated cardboard

Keep your distance, avoid physical contact!	300 x 500 x 4 mm	1	18 2800
---------------------------------------------	------------------	---	---------

Observe hygiene rules!	300 x 500 x 4 mm	1	18 2802
------------------------	------------------	---	---------

Gatherings forbidden!	300 x 500 x 4 mm	1	18 2804
-----------------------	------------------	---	---------

Leave doors open!	300 x 500 x 4 mm	1	18 2806
-------------------	------------------	---	---------

Observe rules of behaviour!	300 x 500 x 4 mm	1	18 2808
-----------------------------	------------------	---	---------


Access only with face mask!	300 x 500 x 4 mm	1	18 2810
-----------------------------	------------------	---	---------

Design	Size mm	PU	CIMCO-item no.
--------	---------	----	----------------

WALL PANEL, VARIOUS MOTIFS

Wall panel, laminated with film, fast and simple to mount
Material: FSC-certified book binding board

Observe hygiene rules!	297 x 420 x 1.6 mm	1	18 2812
Gatherings forbidden!	297 x 420 x 1.6 mm	1	18 2814
Leave doors open!	297 x 420 x 1.6 mm	1	18 2816
Observe rules of behaviour!	297 x 420 x 1.6 mm	1	18 2818
Access only with face mask!	297 x 420 x 1.6 mm	1	18 2820



LAMINATED WARNING PANEL, VARIOUS MOTIFS

Warning panel, laminated with 125 µm film, fast and simple to mount, waterproof

Keep your distance, avoid physical contact!		1	18 2830
Access only with face mask!	297 x 420 x 1.6 mm	1	18 2832



MANDATORY STICKER, VARIOUS MOTIFS

Suitable for all smooth surfaces
Material: polyester (PET)

Access only with face mask!	ø 200 mm	1	18 2822
Keep your distance, avoid physical contact!	ø 200 mm	1	18 2824



PROHIBITION STICKER, VARIOUS MOTIFS

Suitable for all smooth surfaces
Material: polyester (PET)

Do not shake hands!	ø 200 mm	1	18 2826
Gatherings forbidden!	ø 200 mm	1	18 2828



- 1
- 2
- 3
- 4
- 5
- 6
- 7
- 8
- 9
- 10
- 11
- 12
- 13
- 14
- 15
- 16
- 17
- 18
- 19
- 20
- 21
- 22
- 23
- 24
- 25
- 26

SCREWS



- 1
- 2
- 3
- 4
- 5
- 6
- 7
- 8
- 9
- 10
- 11
- 12
- 13
- 14
- 15
- 16
- 17
- 18
- 19
- 20
- 21
- 22
- 23
- 24
- 25
- 26

1

2

3

4

5

6

7

8

9

10

11

12

13

14

15

16

17

18

19

20

21

22

23

24

25

26

Design

PU

CIMCO-item-no.

MULTI-PURPOSE SCREWS

Chipboard screws, galvanised, countersunk head with Pozidriv cross-head

ø mm	Length mm	For cross-head		
		Pozidriv size		
3.0	16	1	200	19 0005
	20	1	200	19 0006
3.5	15 (machine screw)	2	200	19 0014
	20	2	200	19 0015
	25 (machine screw)	2	200	19 0016
	30	2	200	19 0017
4.0	40 (machine screw)	2	200	19 0019
	25	2	200	19 0026
	30	2	200	19 0027
4.5	35	2	200	19 0028
	40	2	200	19 0029
	45	2	200	19 0030
	50	2	200	19 0031
	35	2	200	19 0040
	40	2	200	19 0041
5.0	45	2	200	19 0042
	50	2	100	19 0043
	60	2	100	19 0044
	30	2	200	19 0051
	40	2	200	19 0053
6.0	50	2	100	19 0054
	60	2	100	19 0055
	80	2	100	19 0056
	45	3	100	19 0062
	50	3	100	19 0063
	60	3	100	19 0064

**MULTI-PURPOSE SCREWS**

Chipboard screws, galvanised, round head (pan head) with Pozidriv cross-head

ø mm	Length mm	For cross-head		
		Pozidriv size		
3.5	16	2	200	19 0088
	20	2	200	19 0089
	25	2	200	19 0090
	30	2	200	19 0091
	35	2	200	19 0092
4.0	40	2	200	19 0093
	20	2	200	19 0098
	25	2	200	19 0099
	30	2	200	19 0100
	35	2	200	19 0101
4.5	40	2	200	19 0102
	45	2	200	19 0103
	50	2	200	19 0104
	25	2	200	19 0108
	30	2	200	19 0109
5.0	35	2	200	19 0110
	40	2	200	19 0111
	45	2	200	19 0112
	50	2	200	19 0113
	30	2	200	19 0118
6.0	35	2	200	19 0119
	40	2	200	19 0120
	50	2	200	19 0121
	60	2	200	19 0122
	60	3	100	19 0126



Design	PU	CIMCO-item no.
--------	----	----------------

MULTI-PURPOSE SCREWS

Chipboard screws, hardened steel, galvanised, round head (pan head) with internal serrated drive for TORX® tools

ø mm	Length mm	Blade size T		
3.0	20	T 10	200	19 1201
3.5	16	T 15	200	19 1205
	20	T 15	200	19 1206
	30	T 15	200	19 1208
	40	T 15	200	19 1210
4.0	30	T 20	200	19 1215
	35	T 20	200	19 1216
	40	T 20	200	19 1217
	50	T 20	200	19 1219
4.5	40	T 20	200	19 1227
	45	T 20	200	19 1228
	50	T 20	200	19 1229
5.0	40	T 25	200	19 1235
	50	T 25	200	19 1237
	60	T 25	200	19 1238



MULTI-PURPOSE SCREWS

Chipboard screws, hardened steel, galvanised, countersunk head with internal serrated drive for TORX® tools

ø mm	Length mm	Blade size T		
3.0	16	T 10	200	19 1500
	20	T 10	200	19 1501
3.5	25	T 15	200	19 1507
	30	T 15	200	19 1508
	40	T 15	200	19 1510
4.0	30	T 20	200	19 1515
	35	T 20	200	19 1516
	40	T 20	200	19 1517
4.5	45	T 20	200	19 1528
5.0	40	T 25	200	19 1535
	50	T 25	200	19 1537
	60	T 25	200	19 1538



MULTI-PURPOSE SCREWS SPAX®

Bright galvanised, countersunk head, T-Star plus

ø mm	Length mm	Blade size T		
4.0	30	20	200	19 3027
	35	20	200	19 3028
	40	20	200	19 3029
4.5	45	20	200	19 3042
5.0	50	20	200	19 3054



MULTI-PURPOSE SCREWS SPAX®

Bright galvanised, round head, T-Star plus

ø mm	Length mm	Blade size T		
3.5	20	15	200	19 3089
4.0	25	20	200	19 3099
	30	20	200	19 3100
	35	20	200	19 3101
	40	20	200	19 3102
	45	20	200	19 3103
	50	20	200	19 3104
4.5	40	20	200	19 3111
	45	20	200	19 3112
	50	20	200	19 3113
5.0	40	20	200	19 3120
	50	20	100	19 3121
	60	20	100	19 3122



1

2

3

4

5

6

7

8

9

10

11

12

13

14

15

16

17

18

19

20

21

22

23

24

25

26

Design

PU

CIMCO-item-no.

HEX-HEAD WOOD SCREWS (KEY SCREWS)

according to DIN 571, galvanised, general requirements according to DIN 267 Part 1

ø mm	Length mm	For hex key size		
6.0	40	Size 10	50	19 0210
	60	Size 10	25	19 0211
	80	Size 10	25	19 0212
8.0	50	Size 13	50	19 0222
	60	Size 13	25	19 0223
	80	Size 13	25	19 0224
	100	Size 13	25	19 0225
	120	Size 13	25	19 0226
10.0	60	Size 17	10	19 0235
	80	Size 17	10	19 0236
	100	Size 17	10	19 0237
	120	Size 17	10	19 0238



SHEET METAL SCREWS (SELF-DRILLING SCREWS)

according to DIN 7504 M (previously N), self-drilling, hardened steel, galvanised, round head/raised head with Phillips cross-head, sheet metal screw thread according to DIN 7970

ø mm	Length mm	For cross-head Phillips size		
3.5	9.5	2	100	19 0410
	13	2	100	19 0411
	16	2	100	19 0412
	19	2	100	19 0413
3.9	13	2	100	19 0416
	16	2	100	19 0417
	19	2	100	19 0418
	25	2	100	19 0419
4.2	13	2	100	19 0422
	16	2	100	19 0423
	19	2	100	19 0424
	22	2	100	19 0425
4.8	13	2	100	19 0432
	16	2	100	19 0433
	19	2	100	19 0434
	22	2	100	19 0435
	25	2	100	19 0436



PAN HEAD DRILL SCREWS

according to DIN 7504 M, made of steel in galvanized finish

ø mm	Length mm	For TORX®- key size		
3.5	9,5	T15	100	19 1300
	13	T15	100	19 1301
	16	T15	100	19 1302
	19	T15	100	19 1303
3.9	13	T15	100	19 1313
	16	T15	100	19 1314
	19	T15	100	19 1315
	25	T15	100	19 1317
4.2	13	T20	100	19 1325
	16	T20	100	19 1326
	19	T20	100	19 1327
	22	T20	100	19 1328
	25	T20	100	19 1329
4.8	13	T25	100	19 1336
	16	T25	100	19 1337
	19	T25	100	19 1338
	22	T25	100	19 1339
	25	T25	100	19 1340

NEW!



Design	PU	CIMCO-item no.
--------	----	----------------

RAISED HEAD SHEET METAL SCREWS

according to ISO 7049, EN 27049, and DIN 7981, form H with point, galvanised, raised head with Phillips cross-head

ø mm	Length mm	For cross-head Phillips size		
3.5	9.5	2	100	19 0300
	13.0	2	100	19 0301
	16.0	2	100	19 0302
	19.0	2	100	19 0303
	22.0	2	100	19 0304
3.9	25.0	2	100	19 0305
	13.0	2	100	19 0313
	16.0	2	100	19 0314
	19.0	2	100	19 0315
	25.0	2	100	19 0317
4.2	32.0	2	100	19 0318
	9.5	2	100	19 0324
	13.0	2	100	19 0325
	16.0	2	100	19 0326
	19.0	2	100	19 0327
4.8	22.0	2	100	19 0328
	25.0	2	100	19 0329
	13.0	2	100	19 0336
	16.0	2	100	19 0337
	19.0	2	100	19 0338
	22.0	2	100	19 0339
	25.0	2	100	19 0340
	32.0	2	100	19 0341
	38.0	2	100	19 0342



WOOD SCREWS

according to DIN 96, galvanised, round head with slot

ø mm	Length mm	For slot-head screwdrivers Slot size (mm)		
3.5	20	7.0 x 0.8	200	19 0149
4.0	30	8.0 x 1.0	200	19 0160
	35	8.0 x 1.0	200	19 0161
	40	8.0 x 1.0	200	19 0162
	50	8.0 x 1.0	200	19 0164
5.0	30	10.0 x 1.2	200	19 0182
	35	10.0 x 1.2	200	19 0183
	40	10.0 x 1.2	200	19 0184
	50	10.0 x 1.2	200	19 0186
	60	10.0 x 1.2	100	19 0187



1

2

3

4

5

6

7

8

9

10

11

12

13

14

15

16

17

18

19

20

21

22

23

24

25

26

1

2

3

4

5

6

7

8

9

10

11

12

13

14

15

16

17

18

19

20

21

22

23

24

25

26



Design

PU

CIMCO-item-no.

HEX-HEAD MACHINE SCREWS

according to DIN 933, with thread up to the head, tempered steel, galvanised, Grade 8.8

ø mm	Length mm			
M 4	20	Size 7	100	19 0500
	30	Size 7	100	19 0504
	40	Size 7	100	19 0506
M 5	10	Size 8	100	19 0514
	16	Size 8	100	19 0516
	25	Size 8	100	19 0520
	35	Size 8	100	19 0522
	45	Size 8	100	19 0524
M 6	10	Size 10	100	19 0528
	16	Size 10	100	19 0535
	25	Size 10	100	19 0538
	35	Size 10	100	19 0542
	45	Size 10	100	19 0545
M 8	20	Size 13	100	19 0547
	25	Size 13	100	19 0562
	30	Size 13	100	19 0564
	35	Size 13	100	19 0566
	40	Size 13	100	19 0567
	50	Size 13	100	19 0568
M 10	60	Size 13	100	19 0570
	20	Size 17	100	19 0572
	30	Size 17	100	19 0588
	40	Size 17	100	19 0592
	50	Size 17	100	19 0594
M 12	70	Size 17	50	19 0596
	25	Size 19	25	19 0600
	30	Size 19	50	19 0614
	40	Size 19	50	19 0616
	50	Size 19	50	19 0618
	60	Size 19	50	19 0620
			50	19 0622

CYLINDER HEAD SCREWS

according to ISO 1207, EN 21207, and DIN 84, form A, with slot, made of tempered steel, galvanised, Grade 4.8

ø mm	Length mm	Slot size (mm)		
M 3	10	5.5 x 0.8	100	19 0800
	16	5.5 x 0.8	100	19 0806
	20	5.5 x 0.8	100	19 0808
	30	5.5 x 0.8	100	19 0811
M 4	10	7.0 x 1.2	100	19 0811
	16	7.0 x 1.2	100	19 0828
	20	7.0 x 1.2	100	19 0832
	25	7.0 x 1.2	100	19 0834
	30	7.0 x 1.2	100	19 0836
M 5	40	7.0 x 1.2	100	19 0837
	10	8.5 x 1.2	100	19 0839
	16	8.5 x 1.2	100	19 0848
	20	8.5 x 1.2	100	19 0862
	25	8.5 x 1.2	100	19 0864
M 6	30	8.5 x 1.2	100	19 0866
	40	8.5 x 1.2	100	19 0867
	10	10.0 x 1.6	100	19 0869
	16	10.0 x 1.6	100	19 0878
	20	10.0 x 1.6	100	19 0882
M 8	25	10.0 x 1.6	100	19 0884
	30	10.0 x 1.6	100	19 0887
	40	10.0 x 1.6	100	19 0888
	30	13.0 x 2.0	50	19 0890
	40	13.0 x 2.0	50	19 0908

Design	PU	CIMCO-item no.
--------	----	----------------

THREADED RODS (THREADED BOLTS)

according to DIN 976, steel, galvanised, Length 1000 mm

ø mm			
4		1	19 1104
5		1	19 1105
6		1	19 1106
8		1	19 1108
10		1	19 1110
12		1	19 1112



HEX NUTS

according to ISO 4032, EN 24032 and DIN 934, galvanised steel, Grade 8

ø mm	For hex key size		
M 3	Size 5.5	100	19 2000
M 4	Size 7	100	19 2001
M 5	Size 8	100	19 2002
M 6	Size 10	100	19 2003
M 8	Size 13	100	19 2005
M 10	Size 17	100	19 2006
M 12	Size 19	50	19 2007



WASHERS

according to ISO 7089, EN 27089, DIN 125, form A without chamfer, galvanised steel

For screws	Inner ø mm	Outer ø mm		
M 3	3.2	7	100	19 2600
M 4	4.3	9	100	19 2602
M 5	5.3	10	100	19 2603
M 6	6.4	12	100	19 2604
M 8	8.4	16	100	19 2606
M 10	10.5	20	100	19 2607
M 12	13.0	24	100	19 2608



WASHERS

according to ISO 7093, EN 27093, DIN 9021 N (mudguard washers), steel, galvanised, outer diameter = approx. 3 x thread ø EUR

For screws	Inner ø mm	Outer ø mm		
M 4	4.3	12	100	19 2650
M 5	5.3	15	100	19 2651
M 6	6.4	18	100	19 2652
M 8	8.4	24	100	19 2654
M 10	10.5	30	100	19 2656



SERRATED WASHERS

according to DIN 6798, form A, with external teeth, steel, galvanised

For screws	Inner ø mm	Outer ø mm		
M 3	3.2	6	100	19 2700
M 4	4.3	8	100	19 2702
M 5	5.3	9	100	19 2703
M 6	6.4	11	100	19 2704
M 8	8.4	14	100	19 2706
M 10	10.5	18	100	19 2708
M 12	13.0	20	100	19 2710



SPRING LOCK WASHERS

according to DIN 127, form B (smooth), galvanised spring steel, steel

For screws	Outer ø mm		
M 3	6.2	100	19 2750
M 4	7.6	100	19 2752
M 5	9.2	100	19 2754
M 6	11.8	100	19 2756
M 8	14.8	100	19 2758
M 10	18.1	100	19 2760
M 12	21.1	100	19 2762



**COUPLING SLEEVE
TECHNOLOGY,
ADHESIVE TAPES,
HEAT SHRINK TUBES,
BUSHES**



ALPA-GEL
CIMCO-item no. 15 1012

- 1
- 2
- 3
- 4
- 5
- 6
- 7
- 8
- 9
- 10
- 11
- 12
- 13
- 14
- 15
- 16
- 17
- 18
- 19
- 20
- 21
- 22
- 23
- 24
- 25
- 26

- 1
- 2
- 3
- 4
- 5
- 6
- 7
- 8
- 9
- 10
- 11
- 12
- 13
- 14
- 15
- 16
- 17
- 18
- 19
- 20
- 21
- 22
- 23
- 24
- 25
- 26

Design	Width mm	Length m	PU	CIMCO-item no.
--------	----------	----------	----	----------------

PVC ADHESIVE TAPES

UNIVERSAL INSULATING TAPES

Description:

PVC film, coated on one side with non-corrosive, pressure sensitive rubber adhesive.

Special features:

Flame-retardant, self-extinguishing, good electrical and mechanical properties, waterproof, weather- and UV-resistant, silicone-free. Certified according to DIN EN 60454 - Part 2

Typical areas of use:

All-round adhesive tape in excellent quality, for bundling, standard insulation, coloured marking (e.g. green-yellow protective conductor) and reinforcing, ideal for many electrical installation and repair tasks.



black	15	10	1	16 0100
white			1	16 0101
grey			1	16 0102
yellow			1	16 0103
blue			1	16 0104
red			1	16 0105
violet			1	16 0106
green			1	16 0107
brown			1	16 0108
green-yellow			1	16 0109
black	15	20	1	16 0110
white			1	16 0111
grey			1	16 0112
yellow			1	16 0113
blue			1	16 0114
red			1	16 0115
violet			1	16 0116
green			1	16 0117
brown			1	16 0118
green-yellow			1	16 0119
black	19	20	1	16 0130
white			1	16 0131
grey			1	16 0132
yellow			1	16 0133
blue			1	16 0134
red			1	16 0135
violet			1	16 0136
green			1	16 0137
brown			1	16 0138
green-yellow			1	16 0139
black	25	20	1	16 0140
white			1	16 0141
grey			1	16 0142
yellow			1	16 0143
blue			1	16 0144
red			1	16 0145
violet			1	16 0146
brown			1	16 0148
green-yellow			1	16 0149
black	30	20	1	16 0150
black	38	20	1	16 0160
black	50	20	1	16 0170

★ TOPSELLER ★



Rainbow pack

10 assorted colours	15	10	1	16 0000
---------------------	----	----	---	---------

Design	Width mm	Length m	PU	CIMCO-item no.
--------	----------	----------	----	----------------

INSULATING TAPES FOR PHASE MARKING

Description: PVC film, coated on one side with non-corrosive, pressure sensitive rubber adhesive.

Special features: Black with white print L1, L2 and L3, blue with white print N.

Typical areas of use: Electrical insulation tapes for marking the conductor phase of multi-core cables.

black, L1	15	10	1	16 0201
black, L2	15	10	1	16 0202
black, L3	15	10	1	16 0203
blue, N	15	10	1	16 0204
Set, 4-pieces, L1, L2, L3, N	15	10	1	16 0205



HIGH PERFORMANCE ELECTRICAL INSULATION TAPE FOR HIGH TEMPERATURES, VDE

Description: PVC film, coated on one side with non-corrosive, pressure sensitive rubber adhesive.

Special features: Excellent resistance to high temperatures up to +105 °C, flame-retardant, self-extinguishing, UV and weatherresistant, VDE approved. Approved according to EN 60 454 Type 10

Typical areas of use: Insulating and repair tasks indoors and outdoors, in particular for use with the persistent influence of higher temperatures, e.g. cable wrapping on engines and in bodywork areas, wrapping of cable harnesses for motor vehicles, washing machines, dishwashers, for general thermal insulation, for bundling and for reinforcing as mechanical protection.

black	19	33	1	16 0250
-------	----	----	---	---------




ALL WEATHER HIGH PERFORMANCE ELECTRICAL INSULATION TAPE

Description: PVC film, coated on one side with non-corrosive, pressure sensitive rubber adhesive.

Special features: Excellent resistance and working properties, even at low temperatures (down to -20°C), flame-retardant, self-extinguishing, UV- and weather resistant. Approved according to EN 60 454 Type 11

Typical areas of use: Insulating- and repair tasks indoors and outdoors, in particular for outdoor use in extreme weather conditions, above all at low temperatures and great fluctuations in temperature, sealing and joining of medium-voltage cables, insulation and sealing of cold-storage rooms, general thermal insulation.

black	19	20	1	16 0260
black	25	20	1	16 0262



CORROSION PROTECTION TAPES

Description: Particularly strong PVC membrane, coated on one side with non-corrosive, aggressive adhesive

Special features: Heavy duty PVC adhesive tapes with high abrasion resistance, UV and water-resistant (including salt water), resistant to alkaline solutions and many acids and micro-organisms, bitumen compatible.

Typical areas of use: As an external wrap for additional protection against wear due to abrasion, weather influences and corrosion, thereby extending the service life and reducing frequent maintenance work. Examples: As protection against stone impact, kicking and scratches for exposed cables and underground cables, pipes and connection points of cables and pipelines, corrosion protection of exposed cables and lines (e.g. on ships, in wet areas, in the chemical industry), outstanding mechanical and corrosion protection for installation pipes and masts that are buried underground, base protection for electrical appliances (washing machines, tumble driers, chest freezers).

Tape thickness 0.25 mm, for heavy duty use

silver	50	33	1	16 0280
--------	----	----	---	---------

Tape thickness 0.44 mm, for particularly heavy duty use

black	50	33	1	16 0282
-------	----	----	---	---------



- 1
- 2
- 3
- 4
- 5
- 6
- 7
- 8
- 9
- 10
- 11
- 12
- 13
- 14
- 15
- 16
- 17
- 18
- 19
- 20
- 21
- 22
- 23
- 24
- 25
- 26

1

Design

Width mm

Length m

PU

CIMCO-item no.

2

SELF-AMALGAMATING INSULATING TAPES

3

SELF-AMALGAMATING HIGH VOLTAGE INSULATING TAPE UP TO 35 KV

4

Description: Cold amalgamating insulating tape made from polyisobutylene, with an easy to pull off plastic separating layer.

5

Special features: Amalgamated after processing under slight tension to form a solid airtight and waterproof rubber layer, extremely expandable (elongation at break 600 %) and able to be adapted to any form, permanently elastic, compatible with all materials for insulation and sheathing, wide application temperature range, very good electrical properties (in particular dielectric strength), resistant to UV, ozone, weather and ageing, not silicone-free.

6

Typical areas of use: Ideal for sealing, splicing, insulating and the repair of current-carrying cables, mainly for the voltage insulation of power cables up to 17 kV/mm, very good repair properties even on heavy rubber hose lines, for the watertight sealing of electrical joints and connections (e.g. TV satellite dishes), for fastening cables outdoors, corrosion protection of metal parts, also perfectly suitable for emergency repairs on radiators, water- and engine hoses, vacuum cleaner hoses, drainage basins and pipes.

7



8

9

black, 0.5 mm thick	19	10	1	16 2840
	25	10	1	16 2841

10

11

SELF-AMALGAMATING INSULATING TAPE FOR EXTREME TEMPERATURES

12

Description: Cold amalgamating insulating tape made of polyethylene, with easy to pull off plastic separating layer.

13

Special features: Amalgamated after processing under slight tension to form a solid airtight and waterproof mass, extremely expandable (elongation at break 600 %) and can be adapted to any form, permanently elastic, compatible with all materials for insulating and sheathing, extraordinary wide application temperature range, very good electrical properties (in particular dielectric strength), resistant to ozone, weather and ageing, outstanding resistance to alkaline solutions, hydraulic fluids and other chemical substances.

14

15

Typical areas of use: Purposes the same as high voltage insulation tape CIMCO article no. 16 2840 – 16 2841, however additional excellent resistance to very high and very low temperatures (–35 °C to +95 °C, short-term up to 130 °C) as well as to many chemicals, for demanding insulation tasks up to 34 kV/mm and for the retention of the chemical resistance at increased temperatures.

16



17

black	19	10	1	16 2830
	25	10	1	16 2831

18

19

20

21

22

23

24

25

26

Design	Width mm	Length m	PU	CIMCO-item no.
--------	----------	----------	----	----------------

WOVEN INSULATION TAPES

UNIVERSAL QUALITY WOVEN TAPE

Description: Extruded woven tape, coated on the one side with waterproof polyethylene coating, on the other side with an aggressive, non-corrosive, pressure-sensitive adhesive.

Special features: Matt, water- and weatherproof equipment, very easy to write on with pencil, ball-point pen, permanent marker, felt pen and etching pen, largely resistant to many chemicals, insensitive to softeners and oil vapours, very good electrical properties, can be easily torn off crossways and particularly neatly by hand.

Typical areas of use: Universal gaffer tape for trade and industry: coloured identification and marking of cables, electrical components, pipes and ducts, labelling of switch cabinets, distributors, patch bays, for bundling, fixing, securing and reinforcing of cables, pipes and tubes, for masking during decorating and painting work.

black	15	50	1	16 2000
white			1	16 2001
grey			1	16 2002
blue			1	16 2003
yellow			1	16 2004
red			1	16 2005
black	19	50	1	16 2010
white			1	16 2011
grey			1	16 2012
blue			1	16 2013
yellow			1	16 2014
red			1	16 2015
green			1	16 2016
black	25	50	1	16 2020
white			1	16 2021
grey			1	16 2022
blue			1	16 2023
yellow			1	16 2024
red			1	16 2025
green			1	16 2026
black	30	50	1	16 2030
white			1	16 2031
grey			1	16 2032
blue			1	16 2033
yellow			1	16 2034
red			1	16 2035
green			1	16 2036
black	38	50	1	16 2040
white			1	16 2041
grey			1	16 2042
blue			1	16 2043
yellow			1	16 2044
red			1	16 2045
green			1	16 2046
black	50	50	1	16 2050
white			1	16 2051
grey			1	16 2052
blue			1	16 2053
yellow			1	16 2054
red			1	16 2055
green			1	16 2056



1

Design

Width mm

Length m

PU

CIMCO-item no.

2

SPECIAL ADHESIVE TAPES

3

ALUMINIUM FOIL ADHESIVE TAPE

4



Description: Aluminium foil, 40 µm (0.04 mm) thick, coated on one side with pressure sensitive acrylic adhesive. The tape is laminated with strong, polyethylene-coated separating paper.

5

Special features: Heat deflecting, light reflecting, moisture resistant, very low water permeability (water vapour barrier).

6

Typical areas of use: Heat protection and shielding of electromagnetic fields on electronic equipment, sealing of cooling insulation, bonding of intersections of aluminium foil-laminated insulation mats and insulating panels made from rock wool or fibre glass, sealing of metal or plastic ducts, applications with more stringent requirements of preventive fire protection, e.g. flame protection wrap for the installation of cables.

7

8

silver	50	50	1	16 2900
--------	----	----	---	---------

9

FILAMENT ADHESIVE TAPE WITH MESH THREAD REINFORCEMENT

10



Description: Carrier layer made from polypropylene, reinforced with meshed nylon threads running length and crossways for the full length of the tape, coated on one side with rubber adhesive

11

Special features: Excellent resistance to abrasion, extremely tear resistant (longitudinal and lateral strength), no fraying at the sides, strong immediate adhesion.

12

Typical areas of use: Bundling and pulling through cables and wiring harnesses, high-strength package tape for sealing and reinforcing even heavy packages, e.g. cardboard boxes and cartons, strapping heavy packages and other goods, banding plastic and metal tubes, metal rods, etc.

13

transparent	50	50	1	16 2950
-------------	----	----	---	---------

14

DOUBLE-SIDED ADHESIVE FOAM TAPE

15

Description: Closed-cell polyethylene foam, coated on both sides with acrylic-based adhesive, comes with separating paper.

16

Special features: Excellent resistance to pressure, very pliable, very good resistance to UV, ageing, moisture, oils, solvents and softeners, strong immediate adhesion.

17



Typical areas of use: Used for diverse installations of heavy loads, even vertical, indoors and outdoors, instead of riveting, screwing and liquid adhesives, also particularly good for bonding onto non-elastic materials with irregular, rough surfaces (wood, masonry, concrete, coats of paint): surface-mounting of cable routing ducts, cable clamps, switchboxes, attachment of badges, displays and signs, both made from and onto plastic, shock-proof and vibration-damped soft mounting of assemblies (e.g. circuit boards, switch panels, fittings), effective reduction of the transmission of noise (rattle protection), form-fit seals against dust, water, vapour, wind and light, also for sealing air outlets to save energy.

18

19

white	15	33	1	16 2861
	19	33	1	16 2862
	25	33	1	16 2863

21

PAPER MASKING TAPE

22

Low crepe paper masking tape, 0.16 mm. thick. Medium adhesion thanks to rubber-based adhesive. Suitable for indoor use.

23

Special features: High tear resistance of approx. 114 N/25 mm and medium adhesion of 6.2 N/25 mm. Temperature resistant up to max. 85 °C for 1 hour. The crepe allows it to adapt very well to different substrates and radii.

24

Typical areas of use: Masking of areas to be blocked when painting and varnishing.

25



beige	19	50	1	16 0302
	25	50	1	16 0304
	38	50	1	16 0306
	50	50	1	16 0308

26

Design	PU		CIMCO-item no.																					
Type of adhesive tape from CIMCO article no. to CIMCO article no.	Tape thickness (mm)	Tear resistance (N/mm)	Elongation at rupture / Breaking load (N/10 mm)	Insulating resistance (ohm/25 mm width)	Adhesive resistance Adhesive strength on steel (N/10 mm)	Dielectric strength w/ regard to spec. tape dimensions (kV)	Temperature resistance (°C)	Working temperature (°C)	Flame resistance (self-extinguishing)	Water-resistant	Salt water resistant	Corrosion resistant	UV-resistant	Ozone-resistant	Resistance to chemicals	Abrasion-resistant	Aging resistance	Shape adaptable	Easy to break off	Easy to unroll	Residue-free removal	Inscribable		
						min	max	min	max															
PVC insulation adhesive tapes																								
16 0000 - 16 0170	0.13	26	180	1 x 10 ¹¹	2.4	2.1	8	-5	+70	0	+40	Yes	Yes	Yes	Yes	Yes	Yes	Yes	Yes	Yes	Yes	Yes		
16 0201 - 16 0204	0.18	40	250	5 x 10 ¹³	2.3	1.7	10	-5	+70	0	+40	Yes	Yes	Yes	Yes	Yes	Yes	Yes	Yes	Yes	Yes	Yes		
16 0250 - 16 0252	0.15	25	150	1 x 10 ¹¹	3.0	2.6	9.5	-5	+105	0	+40	Yes	Yes	Yes	Yes	Yes	Yes	Yes	Yes	Yes	Yes	Yes		
16 0260 - 16 0262	0.19	30	200	5 x 10 ¹³	2.2	2.0	10	-20	+105	-10	+40	Yes	Yes	Yes	Yes	Yes	Yes	Yes	Yes	Yes	Yes	Yes		
16 0270	0.23	55	300	5 x 10 ¹³	2.5	2.0	10	-5	+70	+10	+40	Yes	Yes	Yes	Yes	Yes	Yes	Yes	Yes	Yes	Yes	Yes		
16 0280	0.25	44	220		3.3	3.0	10	-5	+80	+5	+40	Yes	Yes	Yes	Yes	Yes	Yes	Yes	Yes	Yes	Yes	Yes		
16 0282	0.44	90	200		3.0	2.6	12	+5	+80	+5	+40	Yes	Yes	Yes	Yes	Yes	Yes	Yes	Yes	Yes	Yes	Yes		
Self-adhering tapes																								
16 2800	1				-	-	16/mm	-30	+80	0	+40			Yes	Yes	Yes	Yes	Yes	Yes	part.		Yes	Yes	
16 2810	2				-	-	16/mm	-30	+80	0	+40			Yes	Yes	Yes	Yes	Yes	Yes	part.		Yes	Yes	
16 2820	3			2 x 10 ¹⁰	-	-	16/mm	-30	+80	0	+40			Yes	Yes	Yes	Yes	Yes	Yes	part.		Yes	Yes	
16 2840 - 16 2841	0.5	12	600	1 x 10 ¹³	-	-	40/mm	-95	+95	0	+40			Yes	Yes		Yes	Yes	Yes			Yes	Yes	
16 2830 - 16 2831	0.5	20	600	1 x 10 ¹⁵	-	-	35/mm	-40	+90	0	+10			Yes	Yes		Yes	Yes	part.			Yes	Yes	
Fabric adhesive tapes																								
16 2000 - 16 2156	0.33	85	8		4.0	2.2	3	-50	+80	+10	+45			Yes								good	Yes	Yes
16 2500 - 16 2502	0.18	280	5	1 x 10 ¹²	4.0		2.5	0	+130	+10	+10			Yes									Yes	
16 2510 - 16 2512	0.18	280	5	1 x 10 ¹²	3.5		2.5	0	+155	+10	+10			Yes									Yes	
16 2520 - 16 2522	0.18	280	5	1 x 10 ¹⁵	3.0		2.5	0	+180	+10	+40	Yes		Yes		Yes		Yes				Yes		
Special adhesive tapes																								
16 2900	0.08	22	5		3.8	3.8		-20	+110	0	+40	Yes		Yes		Yes							Yes	Yes
16 2950	0.13	280	10		8.0			0	+80	+10	+25			Yes								excellent	Yes	Yes
16 2860 - 16 2863	0.85	11	300		10.0	10.0		-10	+100	+10	+40			Yes		Yes		Yes				Yes	Yes	
16 0302 - 16 0308	0.16	45	10		2.5			+5	+85	+5	+25			part.								Yes	Yes	Yes

MECHANICAL COUPLING SLEEVE

Quick and simple assembly makes mechanical coupling sleeves optimally suited as repair and connection sleeves or branch couplings.

Product video
Mechanical
coupling sleeve



MECHANICAL CABLE JOINT BOX TDM

for fast and secure connection of communication-, control- and supply lines.

Waterproof (IP 68), UV-resistant, resistant to alkaline earths and rot, joint box body made from impact-resistant plastic, with screw lid, with lug to secure the seal against unauthorised access. Suitable for connecting up to four cables. The cable joint box meets the ÖVE IM22 standard.

Scope of delivery: one cable joint box with sleeve insert, five cable ties, can of lubricant, cutter, assembly instructions.

Type	Conductor cross section in mm ² clearance	Application area ø mm		
TDM 1	3 x 1.5 to 5 x 2.5	6 - 14	1	18 4760
TDM 2	3 x 1.5 to 5 x 16	6 - 25	1	18 4762

Accessories

Spanner set TDM 2	1	18 4764
-------------------	---	---------



1

Design

PU

CIMCO-item no.

2

CAST RESIN JOINTS

3

CAST RESIN JOINT

non-flammable according to VDE 0304 Part 3

The joint body consists of a transparent, thermoplastic material and as a result is extremely resistant to chemical and mechanical influences. The polyurethane foam seals are highly reliable, preventing the escape of resin before it has cured.

4

5

6

THE CASTING RESIN

according to VDE 0291 Part 2

Polyurethane casting resin is an unfilled, low viscosity, elastic curing two-component system.

Technical data:

- Can be stored for 24 months
- Store in dry rooms between +5 °C and +50 °C
- Curing within 24 hours
- Temperature resistant between -25 °C and +120 °C in the cured state
- Resin and hardener can be disposed of in domestic waste

7

8

9

10

11

12

1 KV CAST RESIN JOINT SETS INCLUDING JOINT CASING AND PACK OF CASTING RESIN IN CANS

consisting of joint casing, including polyurethane casting resin and hardener, one pair of disposable gloves, one spatula, two foam seals and abrasive paper.



Type	Conductor cross section in mm ²		Fill quantities			
	Clearance	Branch	Resin/Hardener			
AVM 40-175 D	3 x 1.5 to 5 x 6	3 x 1.5 to 5 x 4	0.225 kg	1		18 4660
AVM 55-220 D	5 x 6 to 10	5 x 2.5 to 10	0.615 kg	1		18 4662
AVM 75-300 D	4 x 16 to 25	5 x 4 to 16	1.350 kg	1		18 4664
AVM 95-400 D	4 x 35 to 70	4 x 16 to 25	2.500 kg	1		18 4666
AVM 110-500 D	4 x 95 to 150	4 x 25 to 50	4.700 kg	1		18 4668

14

15

16

17

18

19

1 KV TWO-COMPONENT CASTING RESIN SET AS CAN PACK

including stirrer, gloves and instructions



Type	Fill quantities		Fill quantities			
	Resin	Hardener	Resin	Hardener		
PUR 160-200 D	0.225 kg	172 cm ³	1			18 4680
PUR 160-400 D	0.400 kg	345 cm ³	1			18 4682
PUR 160-615 D	0.615 kg	528 cm ³	1			18 4770

20

21

22

23

24

25

26

Design	PU	CIMCO-item no.
--------	----	----------------

SHRINK-ON COUPLING SLEEVES

SHRINK-ON COUPLING SLEEVES FOR COMPRESSION CONNECTORS OR SCREW CONNECTORS 1KV

thick-walled electrical shrink-on sleeves (heat shrinking) with outstanding mechanical strength, chemical resistance and electrical properties. Lined with hot melt adhesive, thus giving excellent protection against water and damp. For the long-term connection of plastic cables laid in the ground and also on cable trays or in the open air. Resistant to environmental influences, e.g. UV rays, ozone, oxygen, acids, alkaline earths.

Type	Conductor cross section in mm ²	Cable ø mm	Hose length mm		
1.5 – 6/3	3 x 1.5 to 6	11 – 18	200 x 60	1	18 4060
1.5 – 6/5	5 x 1.5 to 6	13 – 21	200 x 60	1	18 4062
6 – 16/5	5 x 6 to 16	18 – 25	450 x 100	1	18 4064
6 – 25	4 x 6 to 25	16 – 32	450 x 100	1	18 4066
16 – 50	4 x 16 to 50	21 – 36	550 x 150	1	18 4068
50 – 150	4 x 50 to 150	29 – 54	650 x 200	1	18 4070



CONNECTORS

Screw connectors or branch and connector terminals for 1 kV cast resin joints, shrink-on sleeve couplings and mechanical box and branch joints (MVM and MAM).

SCREW CONNECTORS

Type	Conductor cross-section in mm ²			
brass	1.5 – 16	only Cu	1	18 0960
tin-coated	6 – 25	Cu and Al	1	18 0962



BRANCH AND CONNECTOR TERMINALS

Type	Conductor cross-section in mm ²			
brass	1.5 – 10	Cu and Al	1	18 0964
brass	2.5 – 16	Cu and Al	1	18 0966
brass	6 – 25	Cu and Al	1	18 0968



ALPA-GEL

The simple solution for protecting cable connections from dust and damp (IP 68). After the gel mass has cured, it can be removed at any time without a trace. The solvent-free 2-component silicone gel, mixing ratio 1:1 and with a dielectric strength of 20 KV/mm, is supplied in 2 different pack sizes with mixing jug, mixing spatula, and disposable gloves.

250 ml			1	15 1010
1.000 ml			1	15 1012

Large pack without mixing jug, mixing spatula and disposable gloves

10.000 ml			1	15 1014
-----------	--	--	---	---------



Product video
APLA-GEL



- 1
- 2
- 3
- 4
- 5
- 6
- 7
- 8
- 9
- 10
- 11
- 12
- 13
- 14
- 15
- 16
- 17
- 18
- 19
- 20
- 21
- 22
- 23
- 24
- 25
- 26

POLYOLEFIN HEAT SHRINKABLE TUBING THIN-WALLED 2:1, BLACK, HALOGEN-FREE AND FLEXIBLE, FLAME-RETARDANT (VW-1/UL224)

Technical data

Longitudinal shrinkage: < 5 %
 Continuous temperature: -55 to 125°C
 Shrink temperature: 125°C
 Dielectric strength: 15 kV/mm (IEC243)
 Volume resistivity: 1014 Ohm x cm (IEC93)
 Tensile strength: 10,4 MPa (ASTM D2671)
 Elongation at break: 200 % (ASTM D2671)



NEW!

Diameter in mm before	Diameter in mm after	Colour	Wall thickness in mm	Length in m		
1.1	0.5	black	0.33	200	1 roll	18 1600
1.5	0.7	black	0.36	200	1 roll	18 1601
2.5	1.0	black	0.45	200	1 roll	18 1602
3.5	1.5	black	0.45	200	1 roll	18 1603
5.0	2.3	black	0.56	100	1 roll	18 1604
6.5	3.0	black	0.56	100	1 roll	18 1605
9.5	4.5	black	0.56	100	1 roll	18 1606
12.5	6.0	black	0.56	100	1 roll	18 1607
19.0	9.0	black	0.70	100	1 roll	18 1608
26.0	12.5	black	0.90	50	1 roll	18 1609



NEW!

Diameter in mm before	Diameter in mm after	Colour	Wall thickness in mm	Length in m		
1.1	0.5	black	0.33	12.00	1 box	18 1610
1.5	0.7	black	0.36	12.00	1 box	18 1611
2.5	1.0	black	0.45	11.50	1 box	18 1612
3.5	1.5	black	0.45	11.50	1 box	18 1613
5.0	2.3	black	0.56	9.50	1 box	18 1614
6.5	3.0	black	0.56	7.50	1 box	18 1615
9.5	4.5	black	0.56	6.50	1 box	18 1616
12.5	6.0	black	0.56	6.00	1 box	18 1617
19.0	9.0	black	0.70	5.00	1 box	18 1618
26.0	12.5	black	0.90	3.30	1 box	18 1619



NEW!

Diameter in mm before	Diameter in mm after	Colour	Wall thickness in mm	Length in m		
2.5	1.0	black	0.45	1	1 piece	18 1620
3.5	1.5	black	0.45	1	1 piece	18 1621
5.0	2.3	black	0.56	1	1 piece	18 1622
6.5	3.0	black	0.56	1	1 piece	18 1623
9.5	4.5	black	0.56	1	1 piece	18 1624
12.5	6.0	black	0.56	1	1 piece	18 1625
19.0	9.0	black	0.70	1	1 piece	18 1626
26.0	12.5	black	0.90	1	1 piece	18 1627



NEW!

Diameter in mm before	Diameter in mm after	Colour	Wall thickness in mm	Length in m		
31.5	15.0	black	1.00	5	1 piece	18 1628
41.5	20.0	black	1.00	5	1 piece	18 1629
50.0	25.0	black	1.00	5	1 piece	18 1630
80.0	41.0	black	1.46	5	1 piece	18 1631
100.0	51.0	black	1.46	5	1 piece	18 1632

Design	PU	CIMCO-item no.
--------	----	----------------


**POLYOLEFIN HEAT SHRINKABLE TUBING
THIN-WALLED 2:1, COLOURED, HALOGEN-FREE AND FLEXIBLE,
FLAME RETARDANT (VW-1/UL224)**

Technical data

Longitudinal shrinkage: < 5 %
 Continuous temperature:-55 to 125°C
 Shrink temperature: 125°C
 Dielectric strength: 15 kV/mm (IEC243)
 Volume resistivity: 10¹⁴ Ohm x cm (IEC93)
 Tensile strength: 10,4 MPa (ASTM D2671)
 Elongation at break: 200 % (ASTM D2671)


Diameter in mm before	after	Colour	Wall thickness in mm	Length in m		
2.5	1.0	green/yellow	0.45	11.50	1 box	18 1640
3.5	1.5	green/yellow	0.45	11.50	1 box	18 1641
5.0	2.3	green/yellow	0.56	9.50	1 box	18 1642
6.5	3.0	green/yellow	0.56	7.50	1 box	18 1643
9.5	4.5	green/yellow	0.56	6.50	1 box	18 1644
12.5	6.0	green/yellow	0.56	6.00	1 box	18 1645
19.0	9.0	green/yellow	0.70	5.00	1 box	18 1646
26.0	12.5	green/yellow	0.90	3.30	1 box	18 1647

NEW!




Diameter in mm before	after	Colour	Wall thickness in mm	Length in m		
41.5	20.0	green/yellow	1.00	5	1 piece	18 1648
50.0	25.0	green/yellow	1.00	5	1 piece	18 1649
80.0	41.0	green/yellow	1.46	5	1 piece	18 1650
100.0	51.0	green/yellow	1.46	5	1 piece	18 1651

NEW!




Diameter in mm before	after	Colour	Wall thickness in mm	Length in m		
2.5	1.0	red	0.45	11.50	1 box	18 1660
3.5	1.5	red	0.45	11.50	1 box	18 1661
5.0	2.3	red	0.56	9.50	1 box	18 1662
6.5	3.0	red	0.56	7.50	1 box	18 1663
9.5	4.5	red	0.56	6.50	1 box	18 1664
12.5	6.0	red	0.56	6.00	1 box	18 1665
19.0	9.0	red	0.70	5.00	1 box	18 1666
26.0	12.5	red	0.90	3.30	1 box	18 1667

NEW!



Diameter in mm before	after	Colour	Wall thickness in mm	Length in m		
2.5	1.0	blue	0.45	11.50	1 box	18 1670
3.5	1.5	blue	0.45	11.50	1 box	18 1671
5.0	2.3	blue	0.56	9.50	1 box	18 1672
6.5	3.0	blue	0.56	7.50	1 box	18 1673
9.5	4.5	blue	0.56	6.50	1 box	18 1674
12.5	6.0	blue	0.56	6.00	1 box	18 1675
19.0	9.0	blue	0.70	5.00	1 box	18 1676
26.0	12.5	blue	0.90	3.30	1 box	18 1677

NEW!



Further heat shrinkable tubing available on request!

- 1
- 2
- 3
- 4
- 5
- 6
- 7
- 8
- 9
- 10
- 11
- 12
- 13
- 14
- 15
- 16
- 17
- 18
- 19
- 20
- 21
- 22
- 23
- 24
- 25
- 26

1

Design

PU

CIMCO-item no.

2

3

4

5

6


7

8

9

10

11

**NEW!**

POLYOLEFIN HEAT SHRINKABLE TUBING THIN-WALLED 2:1, TRANSPARENT, HALOGEN-FREE AND FLEXIBLE, NOT FLAME RETARDANT (VW-1/UL224)

Technical data

Longitudinal shrinkage: < 5 %
 Continuous temperature: -55 to 105°C
 Shrink temperature: 105°C
 Dielectric strength: 15 kV/mm (IEC243)
 Volume resistivity: 1014 Ohm x cm (IEC93)
 Tensile strength: 10,4 MPa (ASTM D2671)
 Elongation at break: 200 % (ASTM D2671)

Diameter in mm		Colour	Wall thickness in mm	Length in m		
before	after					
2.5	1.0	transparent	0.45	11.50	1 box	18 4250
3.5	1.5	transparent	0.45	11.50	1 box	18 4251
5.0	2.3	transparent	0.56	9.50	1 box	18 4252
6.5	3.0	transparent	0.56	7.50	1 box	18 4253
9.5	4.5	transparent	0.56	6.50	1 box	18 4254
12.5	6.0	transparent	0.56	6.00	1 box	18 4255
19.0	9.0	transparent	0.70	5.00	1 box	18 4256
26.0	12.5	transparent	0.90	3.30	1 box	18 4257

12

13

14

15

16

17

18

19

20

21

**NEW!**

POLYOLEFIN HEAT SHRINKABLE TUBING THIN-WALLED 3:1, BLACK, HALOGEN-FREE AND FLEXIBLE, FLAME RETARDANT (VW-1/UL224)

Technical data

Longitudinal shrinkage: < 5 %
 Continuous temperature: -45 bis 125°C
 Shrink temperature: 120°C
 Dielectric strength: 15 kV/mm (IEC243)
 Volume resistivity: 1014 Ohm x cm (IEC93)
 Tensile strength: 10,4 MPa (ASTM D2671)
 Elongation at break: 200 % (ASTM D2671)

Diameter in mm		Colour	Wall thickness in mm	Length in m		
before	after					
1.5	0.5	black	0.45	15	1 box	18 4260
3.0	1.0	black	0.65	10	1 box	18 4261
6.0	2.0	black	0.65	10	1 box	18 4262
9.0	3.0	black	0.75	8	1 box	18 4263
12.0	4.0	black	0.75	5	1 box	18 4264
18.0	6.0	black	0.85	5	1 box	18 4265
24.0	8.0	black	1.00	5	1 box	18 4266

23

24

25

**NEW!**

Diameter in mm		Colour	Wall thickness in mm	Length in m		
before	after					
39.0	13.0	black	1.50	1	1 piece	18 4267
50.0	16.0	black	2.50	1	1 piece	18 4268
80.0	26.0	black	2.60	1	1 piece	18 4269
100.0	33.0	black	2.60	1	1 piece	18 4270

26

Further heat shrinkable tubing available on request!

Design

PU

CIMCO-item no.

POLYOLEFIN HEAT SHRINKABLE TUBING THIN-WALLED 3:1, BLACK, HALOGEN-FREE AND FLEXIBLE, FLAME RETARDANT (VW-1/UL224), WITH INNER ADHESIVE

Technical data

Longitudinal shrinkage: < 8 %

Continuous temperature: -45 to 125°C

Shrink temperature: 120°C

Dielectric strength: 2,5 kV/mm (UL224)

Volume resistivity: 10¹⁴ Ohm x cm (IEC93)

Tensile strength: 10,4 MPa (ASTM D2671)

Elongation at break: 300 % (ASTM D2671)

Diameter in mm		Colour	Wall thickness in mm	Length in m		
before	after					
3.2	1.0	black	0.55	1.22	5 pieces	18 4280
6.4	2.2	black	0.80	1.22	5 pieces	18 4281
9.5	3.2	black	0.90	1.22	5 pieces	18 4282
12.7	4.2	black	1.20	1.22	5 pieces	18 4283
19.1	6.3	black	1.40	1.22	5 pieces	18 4284
25.4	8.5	black	1.50	1.22	3 pieces	18 4285
39.0	13.5	black	1.90	1.22	3 pieces	18 4286
50.0	17.0	black	2.10	1.22	3 pieces	18 4287

NEW!

Further heat shrinkable tubing available on request!

1

2

3

4

5

6

7

8

9

10

11

12

13

14

15

16

17

18

19

20

21

22

23

24

25

26

POLYOLEFIN HEAT SHRINK TUBING THIN-WALLED 2:1, ASSORTMENTS, HALOGEN-FREE AND FLEXIBLE, FLAME RETARDANT (VW-1/UL224)

Technical data

Longitudinal shrinkage: < 5 %
 Continuous temperature: -55 to 125°C
 Shrink temperature: 125°C
 Dielectric strength: 15 kV/mm (IEC243)
 Volume resistivity: 1014 Ohm x cm (IEC93)
 Tensile strength: 10,4 MPa (ASTM D2671)
 Elongation at break: 200 % (ASTM D2671)

HEAT SHRINK TUBING SET „BLACK“, IN STURDY ASSORTMENT BOX

The different sizes can also be ordered individually or for refilling in polybags (100 pieces per bag).



Diameter in mm		Colour	Wall thickness in mm	Length in mm	Piece/ Content	Refill	
before	after						
1.5	0.7	black	0.36	35.00	30	100 pieces	18 1681
2.5	1.0	black	0.45	35.00	25	100 pieces	18 1682
3.5	1.5	black	0.45	35.00	20	100 pieces	18 1683
5.0	2.3	black	0.56	35.00	20	100 pieces	18 1684
6.5	3.0	black	0.56	70.00	15	100 pieces	18 1685
9.5	4.5	black	0.56	70.00	10	100 pieces	18 1686
12.5	6.0	black	0.56	70.00	10	100 pieces	18 1687
					130	1 box	18 1680

HEAT SHRINK TUBING SET „COLOUR“, IN STURDY ASSORTMENT BOX

The different sizes can also be ordered individually or for refilling in polybags (100 pieces per bag).



Diameter in mm		Colour	Wall thickness in mm	Length in mm	Piece/ Content	Refill	
before	after						
3.5	1.5	green/yellow	0.45	35.00	20	100 pieces	18 1691
5.0	2.3	red	0.56	35.00	10	100 pieces	18 1692
5.0	2.3	blue	0.56	35.00	10	100 pieces	18 1693
5.0	2.3	green/yellow	0.56	35.00	10	100 pieces	18 1694
9.5	4.5	red	0.56	70.00	10	100 pieces	18 1695
9.5	4.5	blue	0.56	70.00	10	100 pieces	18 1696
9.5	4.5	green/yellow	0.56	70.00	20	100 pieces	18 1697
12.5	6.0	green/yellow	0.56	70.00	20	100 pieces	18 1698
					110	1 box	18 1690

Further heat shrinkable tubing available on request!

Design	PU	CIMCO-item no.
--------	----	----------------

HOT AIR BLOWER

Including 2 attachment nozzles

	1	18 1351
--	---	---------



- 1
- 2
- 3
- 4
- 5
- 6
- 7
- 8
- 9
- 10
- 11
- 12
- 13
- 14
- 15
- 16
- 17
- 18
- 19
- 20
- 21
- 22
- 23
- 24
- 25
- 26

**TECHNICAL
APPENDIX,
NUMERICAL LIST,
INDEX, SALES**



ADH 344,52
SSH 343,57
T = 0,95



NICHT UNTERKELLERT

KELLER-2

BRH 1,60

17,83^a
3,64
17,85^b
30
24
3,27
6,77^b
24
3,29
74
13^b
24
3,36^b
1,01
50

- 1
- 2
- 3
- 4
- 5
- 6
- 7
- 8
- 9
- 10
- 11
- 12
- 13
- 14
- 15
- 16
- 17
- 18
- 19
- 20
- 21
- 22
- 23
- 24
- 25
- 26

SAFETY TOOLS

Insulated safety tools and insulated protective agents have been developed for use during work on live parts. Their use should not, however, be a "blank cheque" for the user; rather applicable regulations (including accident prevention regulations, VBG, DIN, VDE and others) must always be observed and followed. Upon request we will gladly send you specifics and additional informational material.



1000 V

Insulated hand tools, tested and VDE-certified according to European standard EN 60900 or resp. VDE specification 0682, part 201.



Insulated hand tools tested according to European standard EN 60900 or resp. VDE specification 0682, part 201.

DESCRIPTION OF THE SYMBOLS

Energised work	Cutting hardness in HRC	with cutting bevel	single joint	Flat nose pliers	Wire type soft	Wire type piano
VDE/GS tested	Ridged gripping surfaces	With slight cutting bevel	Lap joint	Flat-round pliers	Wire type medium-hard	Wire type rope
	Gripping surfaces ridged at an angle		Box joint	Round nose pliers	Wire type hard	Wire type Cu-cable

FUNCTIONAL DESCRIPTION OF THE WIRE STRIPPERS



- Set the adjusting screw to the desired conductor cross section to be stripped by turning it (left/right).
- Secure the adjusting screw with the counter nut.
- Insert the cable.
- Press the pliers closed and remove the plastic sheathing.

CLASSIFICATION OF CIMCO SCREWING TOOLS ACCORDING TO THREAD Ø MM

Cross-head Pozidriv		Cross-head Phillips		TORX®	
Threaded ø mm	Tool holder	Threaded ø mm	Tool holder	Threaded ø mm	Tool holder
2.5 – 3.0	Size 1	2.0 – 3.0	Gr. 0	3.0 – 3.5	T 10
3.5 – 5.0	Size 2	2.5 – 3.0	Gr. 1	4.0 – 4.5	T 20
6.0	Size 3	3.5 – 4.8	Gr. 2	5.0 – 6.0	T 25
		5.5 – 7.0	Gr. 3		

Wood screws DIN 96

Threaded ø mm	Tool holder
3	6.0 x 0.8
3.5	7.0 x 0.8
4	8.0 x 1.0
4.5	9.0 x 1.0
5	10.0 x 1.2
6	12.0 x 1.6

Cylinder head screws DIN 84

Threaded ø mm	Tool holder
M 3	5.5 x 0.8
M 4	7.0 x 1.2
M 5	8.5 x 1.2
M 6	10.0 x 1.6
M 8	13.0 x 2.0

Hex-head machine screws DIN

Threaded ø mm	Tool holder	Threaded ø mm	Tool holder
2.5	Size 5	12.0	Size 19
3.0	Size 5.5	14.0	Size 22
4.0	Size 7	16.0	Size 24
5.0	Size 8	20.0	Size 30
6.0	Size 10	24.0	Size 36
8.0	Size 13	30.0	Size 46
10.0	Size 17		

ENGLISH AND AMERICAN UNITS OF MEASURE-MENT

Weights		Length units	
1 ounce	28.349 g	1 inch	25.4 mm
1 pound (lb)	0.454 kg	1 foot	0.3048 m
1 UK ton	1.016 t	1 yard	0.914 m
1 US ton	0.907 t	1 mile	1.609 km
1 kp	10 Newtons		

PARAMETERS FOR INSTALLING STRADDLING DOWELS

Dowel-ø mm	Dowel length mm	Drill hole depth mm	Drill ø mm	Bolt ø mm
5	25	35	5	2.5 – 4
6	30	40	6	3.5 – 5
8	40	55	8	4.5 – 6
10	50	70	10	6 – 8
12	60	75	12	8 – 10
14	70	85	14	10 – 12
16	80	95	16	12 – 14
20	90	110	20	16

ACCORDING TO DIN VDE 0220 PART 2 SCREWS OF STRENGTH CLASS 8.8 ARE TIGHTENED WITH THE FOLLOWING TORQUES:

Thread size	Tightening torque (Nm)	Thread size	Tightening torque (Nm)
M 5	5	M 12	75
M 6	9	M 14	120
M 7	15	M 16	190
M 8	22	M 20	380
M 10	44	M 10	44

KEYWORD: NEW DIMENSIONS IN ELECTRICAL INSTALLATION.

The European standard DIN EN 50262 "Cable Glands for Electrical Installations" has been valid since 1 January 2000 thus abolishing the PG system common in Germany. Electrical installation tubes, screwed cable glands, sockets, housings and cabinets are affected.

The change provides advantages to the user:

- 10 PG sizes are replaced with just 8 metric sizes
 - With each metric size, a sealing area is achieved that is approx. 20% larger than with the PG size
 - The outer thread diameter can be derived directly from the type designation (example: M16 = 16 mm outer diameter)
- During the transition period, both systems are available simultaneously (for replacement and repair installations). CIMCO recommends always having both types of step drill, thread cutters and screw punchers to hand.

RECOMMENDED INSTALLATION BORES FOR SCREWED CABLE GLANDS (PG AND METRIC)

PG Thread	Thread ø mm	Installation drill hole required mm		Metric Thread	Installation drill hole required mm	
		Through-hole	Core hole		Through-hole	Core hole
PG 7	12.5	13	11.5	M 12 x 1.5	12.5	10.5
PG 9	15.2	15.7	14	M 16 x 1.5	16.5	14.5
PG 11	18.6	19	17.4	M 20 x 1.5	20.5	18.5
PG 13.5	20.4	21	19	M 25 x 1.5	25.5	23.5
PG 16	22.5	23	21.25	M 32 x 1.5	32.5	30.5
PG 21	28.3	28.8	27	M 40 x 1.5	40.5	38.5
PG 29	37.0	37.5	35.5	M 50 x 1.5	50.5	48.5
PG 36	47.0	47.5	45.5	M 63 x 1.5	63.5	61.5
PG 42	54.0	54.5	52.5			
PG 48	59.0	59.8	58			

WORKING GUIDE VALUES WITH GOOD LUBRICATION

Recommended revolutions per min. (rpm). For bore diameters not specified, select corresponding speed. Cutting performance and durability are significantly increased by good lubrication (drilling paste CIMCO article no. 20 1307) and by abiding by the recommended speeds.

STEP DRILL

ø mm	PG dimension	Alloyed steel	Unalloyed steel	NF- metals	Plastic plywood
12.5	7	360	650	1200	2900
15.2	9	300	540	960	2400
18.6	11	250	450	800	2000
20.4	13.5	230	400	720	1800
22.5	16	200	370	650	1650

SHEET TAPER DRILL

ø mm	Alloyed steel	Unalloyed steel	NF- metals	Plastic plywood
3-14	600-400	800-500	2000-1500	3000-2000
6-20	500-200	700-400	1800-1000	2500-1500
16-30	200-100	400-200	1000- 500	1500-1000
25-40	100- 80	300-150	500- 300	1000- 500
36-52	80- 50	200-100	300- 200	600- 200

 **CABLE DRUM HOISTS**

Cable drum ø mm		max. Capacity/pair kg	Operation	Feature	Article no.
min.	max.				
1100	1600	4000	Spindles, by hand	-	14 2320
1100	1600	4000	Pumps, by hand	Quick adjustment	14 2322
600	1600	2000	Levers, by hand	-	14 2324
800	2200	10000	Pumps, by foot, Presetting by ratcheting the axle bearing shells	Quick adjustment, mobile	14 2326
800	3200	10000	Pumps, by foot, Presetting by ratcheting the axle bearing shells	Quick adjustment, mobile	14 2328

Further hoists for cable drums weighing up to 20,000 kg available on request.

1
2
3
4
5
6
7
8
9
10
11
12
13
14
15
16
17
18
19
20
21
22
23
24
25
26

HSS BI-METAL HOLE SAW

ø mm	Mild steel	VA steel	Cast steel	Brass	Aluminium
14	550	300	400	790	900
16	530	275	365	730	825
17	500	250	330	665	750
19	460	230	300	600	690
21	425	210	280	560	630
22	390	195	260	520	585
24	370	185	245	495	555
25	350	175	235	470	525
27	325	160	215	435	480
29	300	150	200	400	450
30	285	145	190	380	425
32	275	140	180	360	410
33	260	135	175	345	390
35	250	125	165	330	375
37	240	120	160	315	360
38	230	115	150	300	345
40	220	110	145	290	330
41	210	105	140	280	315
43	205	100	135	270	305
44	195	95	130	260	295
46	190	95	125	250	285
48	180	90	120	240	270
51	170	85	115	230	255
52	165	80	110	220	245
54	160	80	105	210	240
57	150	75	100	200	230
59	145	75	100	195	225

HSS BI-METAL HOLE SAW

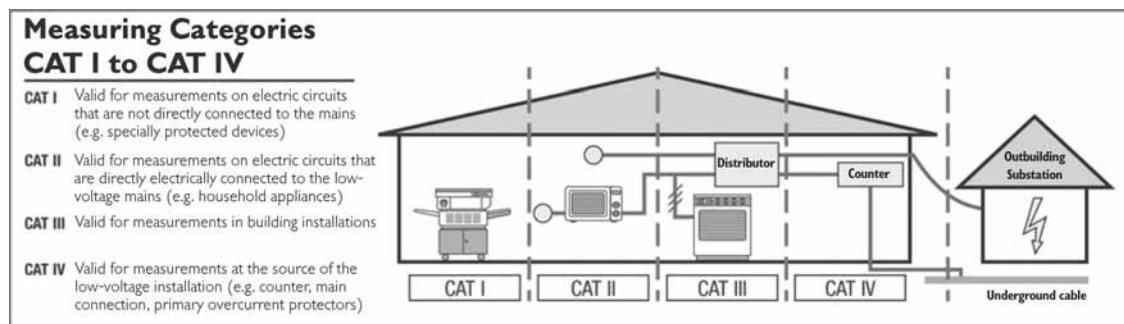
ø mm	Mild steel	VA steel	Cast steel	Brass	Aluminium
60	140	70	95	190	220
64	135	70	90	180	205
65	130	65	85	175	200
67	130	65	85	170	195
70	125	60	80	160	185
73	120	60	80	160	180
76	115	55	75	150	170
79	119	55	70	145	165
83	105	50	70	140	155
86	100	50	65	130	150
89	95	45	65	125	145
92	95	45	60	120	140
95	90	45	60	120	135
98	90	45	60	115	130
102	85	40	55	115	125
105	85	40	55	110	120
108	80	40	55	110	115
111	80	40	50	100	110
114	75	35	50	100	105
121	70	35	45	90	95
127	65	30	40	85	90
140	60	30	35	80	85
146	55	25	35	75	80
152	55	25	35	75	80

MEASURING CATEGORIES CAT I TO CAT IV

The IEC/EN 61010-1 standard subdivides electric circuits into measuring categories CAT I to CAT IV so that measuring tools can be designed for the widely varying installation and application purposes. The measuring categories indicate in which application areas a measuring tool can be safely used. The protection of a measuring tool from a transient (=short-term, temporary) overvoltage is determined by the specification of the measurement category (overvoltage category) and the working voltage (nominal voltage to ground) e.g. CAT IV 600 V, CAT III 1,000 V.

The IEC/EN 61010-1 standard subdivides measuring electric circuits into the following measuring categories:

- CAT I: for measurements on electric circuits that are not directly connected to the mains.
- CAT II: for measurements on electric circuits that are directly connected to the mains.
- CAT III: for measurements in building installations.
- CAT IV: for measurements at the source of the low-voltage installation.



- The specification of the measurement category and the maximum nominal voltage determine the protection of the measuring tool from transient (temporary) overvoltage.
- These can occur due to a lightning strike in the distribution network or due to the switching on/off of large loads.
- The following basic principle applies: the higher the measurement category and the higher the nominal voltage, the greater the protection of the measuring tool against transient overvoltage.
- Protection against transient overvoltage to 8 kV

DATA SHEET FOR LED LAMPS

Designation	Article no.	Output	Luminous flux	Protection class	Light angle	Operation	Operating time	Luminous colour
LED pen lamp	11 1524	-	-	-	-	-	-	-
LED work lamp	11 1522	-	-	IP 54	-	-	8 hrs	-
LED construction site spotlight	11 1580	10 W	700 Lm	IP 65	120°	-	4 hrs	5,500 K
LED construction site spotlight	11 1586	20 W	1,300 Lm	IP 65	120°	-	5 hrs	5,500 K
LED construction site spotlight	11 1588	30 W	2,000 Lm	IP	120°	-	3 hrs	5,500 K
LED construction site spotlight	11 1590	50 W	2,600 Lm	IP	120°	-	3 hrs	5,500 K

PROTECTION CLASSES IP..

First digit	Degree of protection: Protection against contact and foreign bodies foreign body protection	Second digit	Degree of protection: protection against water
X	No special protection	X	No special protection
1	Protection against ingress of solid particles with a diameter greater than 50 mm	1	Protection against vertically dripping water
2	Protection against ingress of solid particles with a diameter greater than 12.5 mm	2	Protection against vertically dripping water, equipment tipped up to 15°
3	Protection against ingress of solid particles with a diameter greater than 2.5 mm	3	Protection against spraying water up to an angle of 60° to vertical
4	Protection against ingress of solid particles with a diameter greater than 1 mm	4	Protection against spraying water from all directions
5	Protection against dust (dust-protected). Complete contact protection	5	Protection against spraying water (jets) from all directions
6	Protection against ingress of dust (dust-tight). Complete contact protection	6	Protection against powerful water spray or rough seas
		7	Protection against water immersion under pressure and time conditions
		8	Protection against water when the equipment is constantly submerged

THESE SYMBOLS HELP YOU TO SELECT THE RIGHT TOOL FOR THE CORRESPONDING CONNECTING MATERIAL.
IS insulated connectors (red/blue/yellow)

FL non-insulated flat connectors

AE ferrules

ZAE twin wire end ferrules

Q Crimp cable lugs

R Tubular cable lugs

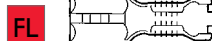
F Tubular cable lugs fine stranded conductors

D crimp cable lugs according to DIN

AL Aluminum-copper compression connector

VA Stainless steel (VA) tube cable lugs

RU Round press inserts for round of sector-shaped conductors

TOOL RECOMMENDATION TABLE

Non-insulated blade terminal connectors, DIN 46244 ff, 2.8 – 4.8 – 6.3 mm tab width

Cross section mm ²	Article no.	Crimp shape	Cat. page
0.5 – 6	10 6136	Roll crimp	283
0.5 – 6	10 6000	Roll crimp	282
0.5 – 6	10 4208	Roll crimp	288

Insulated connection materials


Cross section mm ²	Article no.	Crimp shape	Cat. page
0.5 – 6	10 1892	Oval crimp	287
0.5 – 6	10 6144	Oval crimp, asymmetric	283, 288
0.5 – 6	10 1916	Oval crimp, symmetric	283, 288
0.5 – 6	10 6000	Oval crimp, symmetric	282
10 – 16	10 1918	Oval crimp	288
0.5 – 6	10 4206	Oval crimp	288
0.25 – 6	10 4208	Roll crimp	288

AL compression cable lugs and connectors


Cross section mm ²	Article no.	Crimp shape	Cat. page
10 – 185	10 1867	Hex crimp	289
10 – 240	10 1868	Hex crimp	289
10 – 300	10 6652	Hex crimp	292

Wire end ferrules


Cross section mm ²	Article no.	Crimp shape	Cat. page
0.5 – 2.5	10 1906	Indent crimp	286
1.5 – 6	10 1907	Indent crimp	286
0.25 – 2.5	10 1911	Trapezoid crimp	286
0.5 – 16	10 1904	Indent crimp	286
10 – 35	10 1905	Indent crimp	286
0.5 – 16	10 6120	Trapezoid crimp	284
16 – 35	10 6140	Trapezoid crimp	284
25 + 50	10 6142	Trapezoid crimp	284
0.14 – 6	10 1940	Square crimp	286
0.08 – 16	10 1950	Hex crimp	287
0.5 – 2.5	10 0728	Trapezoid crimp	287
0.5 – 2.5	10 0720	Trapezoid crimp	287
0.5 – 10	10 6000	Trapezoid crimp	282
0.5 – 50	10 6112	Oval crimp	283
0.5 – 16	10 1945	Square crimp	286
10 – 50	10 4200	Trapezoid crimp	287
50 – 95	10 4202	Trapezoid crimp	287
10 – 95	10 1867	Trapezoid crimp	289
10 – 240	10 1868	Trapezoid crimp	289
10 – 240	10 6652	Trapezpressiong	292
10 – 240	10 6665	Trapezpressiong	292

1
2
3
4
5
6
7
8
9
10
11
12
13
14
15
16
17
18
19
20
21
22
23
24
25
26

Tubular cable lugs and connectors "standard design"



Cross section mm ²	Article no.	Crimp shape	Cat. page
0.75 – 16	10 1902	Indent crimp	289
6 – 50	10 1870	Notch crimp	289
50 – 120	10 1872	Notch crimp	289
120 – 240	10 1874	Notch crimp	289
6 – 50	10 1882	Hexagonal crimping	289
10 – 120	10 1880	Hexagonal crimping	289
16 – 95	10 1884	Hexagonal crimping	289
25 – 150	10 1885	Hexagonal crimping	289
0.1 – 16	10 4204	Notch crimp	288
6 – 185	10 1867	Hexagonal crimping	289
6 – 300	10 1868	Hexagonal crimping	289
6 – 300	10 6652	Hex crimp/WM	292
10 – 400	10 6665	Hexagonal crimping	292

Non-insulated crimping cable lugs (ring, fork, and pin-shaped)



Cross section mm ²	Article no.	Crimp shape	Cat. page
1,5 – 10	10 6134	Dornpressung	283
0,5 – 16	10 1909	Dornpressung	288
10 – 35	10 6146	Dornpressung	288
0,5 – 10	10 6000	Dornpressung	282
0,1 – 16	10 4204	Kerbpressung	288
10 – 70	10 1867	Dornpressung	289
10 – 70	10 1868	Dornpressung	289
10 – 70	10 6652	Dornpressung	292
10 – 150	10 6665	Dornpressung	292

Tubular cable lugs for finely-stranded conductors



Cross section mm ²	Article no.	Crimp shape	Cat. page
10 – 70	10 1867	Indent crimp	289
10 – 70	10 1868	Indent crimp	289
10 – 70	10 6652	Indent crimp	292
10 – 300	10 6665	Indent crimp	292

Compression cable lugs and connectors according to DIN 46235/DIN 46267



Cross section mm ²	Article no.	Crimp shape	Cat. page
6 – 50	10 1883	Hexagonal crimping	289
16 – 95	10 1886	Hexagonal crimping	289
25 – 150	10 1888	Hexagonal crimping	289
6 – 185	10 1867	Hexagonal crimping	289
6 – 300	10 1868	Hexagonal crimping	289
6 – 300	10 6652	Sechskantpressung	292
10 – 400	10 6665	Sechskantpressung	292

Round push inserts



Cross section mm ²	Article no.	Crimp shape	Cat. page
10 – 185	10 1867	Indent crimp	289
10 – 240	10 1868	Indent crimp	289
10 – 240	10 6652	Round press	292
10 – 300	10 6665	Round press	292

Stainless steel (VA) tube cable lugs



Cross section mm ²	Article no.	Crimp shape	Cat. page
0,5 – 16	10 1909	Indent crimp	288

CRIMPING SHAPES FOR CABLE CONNECTIONS



Hexagonal crimping
For crimping Cu tubular cable lugs and connectors, compression cable lugs and connectors DIN 46235/DIN 46267, Al compression cable lugs and connectors.
Application areas: 6 – 1000 mm²



Oval crimp
For crimping insulated tubular cable lugs and connectors, insulated pin-shape cable lugs and insulated cable connectors.
Application areas: 0.1 – 185 mm²



Notching
For notching Cu tubular cable lugs and connectors.
Application areas: 6 – 400 mm²



Indent crimp
For crimping Cu tubular cable lugs and connectors of "standard design".
Application areas: 0.75 – 400 mm²



Trapezoid crimp
For crimping wire end ferrules and twin wire end ferrules.
Application areas: 0.14 – 185 mm²



Indent crimp
For crimping wire end ferrules and twin wire end ferrules.
Application areas: 4 – 95 mm²



Square crimp
For crimping wire end ferrules and twin wire end ferrules.
Application areas: 0.14 – 10 mm²



Roll crimp
For crimping non-insulated blade terminal connections.
Application areas: 0.1 – 6 mm²



Round crimp
For sector-shaped conductors 90° and 120°
Application areas: 10 sm – 300 sm, 35 se – 300 se



WM crimping
For crimping copper pipe cable lugs and connectors. Well suited for thinned conductors.
Application ranges: 6 – 300 mm²

Modular plugs	RJ 14		RJ 10	RJ 11	RJ 12	RJ 45	RJ 45 unshielded	RJ 45 shielded	RJ 45 shielded	RJ 45 shielded	BNC-/ TNC shielded	Fibre optics (FOC) plug			
	Positions		4	4	6	6	8	Design CIMCO etc.	Design HIROSE	Design Stewart Stamping	(RG 58, RG 59)	coaxial	Round crimp	Hex crimp	
Order no.	Contacts		2	4	4	6	8								
10 6116	no	no	●	●											
10 6117	no	no			●	●									
10 6211	yes	yes			●	●									
10 6118	no	no					●								
10 6212	yes	yes					●								
10 6110	yes	yes			●	●	●								
10 6200	yes	yes	●	●	●	●	●								
10 6201	yes	yes						●							
10 6202	yes	yes							●						
10 6203	yes	yes								●					
10 6138	yes	yes									●				
10 6156	yes	yes										●			
10 6158	yes	yes											●		
Set 10 6210	yes	yes			●	●	●		●	●	●	●	●	●	●
Set 10 6009	yes	yes					●	●				●	●	●	●
10 6016	yes	yes			●	●									
10 6018	yes	yes					●								
10 6019	yes	yes						●							
10 6018	yes	yes							●						
10 6015	yes	yes										●			

bold = crimping profile inserts for click 'n' crimp system; see page 282 + 283.

We recommend the following number of crimps for the individual cross sections:

Cross section mm ²	Tubular cable lugs hexagonal and WM crimp narrow crimping insert	Tubular cable lugs hexagonal crimp wide crimping insert	Cable lugs DIN 46235 narrow crimping insert	Cable lugs DIN 46235 wide crimping insert
	6	1	1	1
10	1	1	1	
16	2	1	2	1
25	2	1	2	1
35	2	1	2	1
50	2	1	3	2
70	2	1	3	2
95	2	1	4	2
120	2	1	4	2
150	4	2	4	2
185	4	2	5	2
240	4	2	5	2
300	4	2	5	2

Installation notes for cable lugs and connectors:

- Strip conductor to required insertion length (+10% due to length change of the crimp sleeve).
 - The conductor ends must be mechanically cleaned prior to installation.
 - Insert the conductor into the cable lug or connector to the full insertion length.
 - While minding the crimp direction, crimp the cable lug or connector with the assigned tool.
- Please use the adjacent drawing to determine the crimping direction for the cable lugs.



CONDUCTOR CROSS-SECTIONS

MCM	AWG	Outer diameter		Cross section mm ²	Comparable metric cross section
		mm	inch		
0.0025	46	0.04	0.0016	0.00126	
0.0039	44	0.05	0.0020	0.00196	
0.0076	41	0.07	0.0028	0.00385	
0.0097	40	0.079	0.0031	0.00490	
0.0123	39	0.089	0.0035	0.00622	
0.0161	38	0.102	0.0040	0.00817	
0.0201	37	0.114	0.0045	0.0102	
0.0250	36	0.127	0.0050	0.013	
0.0313	35	0.142	0.0056	0.016	
0.0397	34	0.16	0.0063	0.020	
0.0502	33	0.18	0.0071	0.025	
0.0639	32	0.203	0.0080	0.032	
0.0792	31	0.226	0.0089	0.040	
0.100	30	0.254	0.0100	0.051	0.05
0.128	29	0.287	0.0113	0.065	
0.159	28	0.32	0.0126	0.080	0.08
0.204	27	0.363	0.0143	0.103	0.1
0.253	26	0.404	0.0159	0.128	0.14
0.321	25	0.455	0.0179	0.163	
0.405	24	0.511	0.0201	0.205	0.2
0.511	23	0.574	0.0226	0.259	0.25
0.641	22	0.643	0.0253	0.325	0.34
0.812	21	0.724	0.0285	0.412	0.38
1.02	20	0.813	0.032	0.519	0.5
1.29	19	0.912	0.036	0.653	
1.63	18	1.024	0.040	0.824	0.75
2.05	17	1.151	0.045	1.040	1
2.58	16	1.29	0.051	1.307	
3.26	15	1.45	0.057	1.651	1.5
4.11	14	1.628	0.064	2.082	
5.19	13	1.829	0.072	2.627	2.5
6.53	12	2.052	0.081	3.31	
8.2	11	2.304	0.091	4.17	4
10.4	10	2.588	0.102	5.26	
13.1	9	2.906	0.114	6.63	6
16.6	8	3.268	0.128	8.39	
20.8	7	3.665	0.144	10.5	10
26.2	6	4.12	0.162	13.3	
33.1	5	4.62	0.182	16.8	16
41.7	4	5.19	0.204	21.1	
52.6	3	5.83	0.229	26.7	25
66.4	2	6.54	0.257	33.6	35
83.7	1	7.35	0.289	42.4	
105	0 or 1/0	8.25	0.324	53.5	50
133	00 or 2/0	9.27	0.364	67.4	70
167	000 or 3/0	10.4	0.41	85.0	95
211	0000 or 4/0	11.7	0.46	107.2	
250		14.6	0.57	127	120
300		16.0	0.63	152	150
350		17.3	0.68	177	185
400		18.9	0.74	203	
500		19.7	0.78	253	240
600		20.7	0.81	304	300
700		21.3	0.84	355	
750		22.0	0.87	380	
800		22.7	0.89	405	400
900		24.1	0.95	456	
1000		25.4	1.00	507	500
1250		28.4	1.12	633	625
1500		31.1	1.22	760	800
1750		33.6	1.32	887	
2000		35.9	1.41	1013	1000

The given values refer to single-wire solid conductors. For multi-stranded conductors the values are approximate.

MCM = 1000 circular mils; 1 circular mils = 0.0005067 mm²

AWG = American wire gauge

TERMS OF SALE AND DELIVERY – STATUS AUGUST 2021

I. General provisions

- Written declarations from both parties are decisive for the scope of the deliveries or performances (hereinafter: deliveries). However, the buyer's general terms and conditions of business only apply if the supplier or performance provider (hereinafter: supplier) has expressly agreed to them in writing. Verbal agreements must be confirmed in writing to be valid. Offers are non-binding prior to our written order confirmation.
- The supplier unconditionally reserve their exploitation rights under property and copyright law for cost estimates, drawings and other documents (hereinafter: documents). The documents may only be made available to third parties with the prior consent of the supplier and, if the order is not granted to the supplier, the documents must immediately be returned to the supplier upon request. Clauses 1 and 2 apply correspondingly for the buyer's documents; these may, however, be made available to such third parties that the supplier has permissibly commissioned to make deliveries.
- Partial deliveries are permissible provided they are reasonable for the buyer.
- Specifications of dimensions, weights, and other characteristics of the goods are approximate values and are subject to the tolerances common in the field. The specifications do not indicate warranted characteristics in the legal sense provided they are not expressly designated as such. The products are described exclusively in our catalogue.

II. Prices and payment conditions

- The prices listed are ex works and do not include packaging, shipping costs and transport insurance, nor do they include the legally applicable VAT.
- The supplier's pecuniary claim is due 10 days after receipt of invoice.
- For payments made within 10 days of the invoice date a 3% discount is granted. For payments made within 30 days of the invoice date a 2% discount is granted. All invoices are payable in full within 60 days of the invoice date.
- Payments shall be made free of all transfer charges to the supplier's account.
- The buyer can only offset with claims that are uncontested or legally effective.
- If payment is made late, the supplier has the right to charge interest for delay in accordance with currently valid legislation.

III. Shipping terms; returns

- Shipping occurs ex works and with no guarantee of the cheapest type of shipping, provided no specific agreement has been reached. Consignments with a net order value of more than € 500 are shipped free of charge; below a net order value of € 50, they are shipped ex works plus a € 10.- handling charge. Export shipments above a net goods value of € 250 are made free to the German border or F.O.B. at a German sea port.
- Returning goods requires the consent of the supplier, provided this is not a matter of justified claims. If the buyer returns goods without the express consent of the supplier, and provided the reason for this is not a defective delivery, then the supplier shall charge a processing fee of 15% of the net goods value at current purchasing prices. This does not affect the right to demand contractual fulfillment and acceptance of the goods, including reimbursement of the additional costs incurred by the supplier due to the return. Returns of damaged and discontinued goods are never accepted.
- Articles requiring revision can not be returned.
- VDE certified articles will only be accepted for return against an increased fee of 30 %.

IV. Retention of title

- The delivery items (reserved goods) remain the property of the supplier until all of the supplier's claims against the buyer that have arisen from the business transaction have been fulfilled. Should the value of all security interests to which the supplier is entitled exceeds the value of all secured claims by more than 20%, the supplier shall release part of the security interests if requested to do so by the buyer.
- While the retention of title is in effect, the buyer does not have the right to pledge the goods or assign them by way of security. Resale is only permitted by resellers in the usual course of business and only subject to the condition that the reseller receives payment from their customer or, if the reseller stipulates that title to the goods is not transferred to their customer until the customer has fulfilled their payment obligations.
- If the buyer sells the reserved goods, then the buyer already assigns as security their future claims arising from resale to their customer, with all ancillary rights – including any outstanding balances – to the supplier for security purposes, without any separate subsequent explanations being required. If the reserved goods are resold together with other objects without an agreement on the individual price of the reserved goods, then the buyer assigns to the supplier, with priority over the remaining claim, that part of the total price claim which corresponds to the price of the reserved goods set by the supplier in their invoice.
 - For substantiation of a justified interest, the buyer must provide the supplier with the information required to satisfy the supplier's claims against the customer and the buyer must hand over the required documents.
 - Until revocation, the buyer is authorised to collect the assigned claims from the resale. If an important reason exists, in particular delayed payment, stoppage of payment, opening insolvency proceedings, protest of a bill or justified suspicion of over-indebtedness or pending inability to pay on the part of the buyer, the supplier has the right to revoke the buyer's authorisation to collect. Furthermore, the supplier can, after giving prior warning with a reasonable grace period, disclose the assignment for security, realise the assigned claims and demand that the buyer disclose the assignment for security to the customer.
- The buyer is permitted to process the reserved goods or to mix them or connect them with other objects. The processing, mixing or connecting (hereinafter: processing) is carried out for the supplier. The buyer shall keep the new item for the supplier with the diligence of a prudent businessman. The new item is considered to be reserved goods.
 - If processing is carried out with other objects which do not belong to the supplier, the supplier is entitled to a share of the ownership of the new item which corresponds to the ratio of the value of the processed, mixed or connected (hereinafter: processed) reserved goods to the value of the rest of the processed goods at the time of processing. If the buyer acquires individual ownership of the new item, the supplier and the buyer agree that the buyer grants to the supplier a share of the ownership of the new item created by the processing corresponding to a ratio of the value of the processed reserved goods to the value of the rest of the processed goods at the time of processing.
 - If the new item is sold, the buyer hereby assigns to the supplier as security their claim against the customer from the resale, including all ancillary rights. This assignment takes effect without requiring any special subsequent explanations. The assignment only applies to an amount that corresponds to the value of the processed reserved goods set by the supplier in their invoice. The share of the claim assigned to the supplier shall be given settlement priority. With regard to the authorisation to collect as well as the requirements for its revocation, No. 3. c) applies correspondingly.
 - If the buyer connects the reserved goods to real estate or movable goods, then, without requiring any further special explanation, the buyer also assigns as security the claim which they are entitled to as compensation for the connection, including all ancillary rights, to an amount corresponding to the ratio of the value of the connected reserved goods to the value of the rest of the connected goods at the time of the connection.
- In the event of pledging, confiscations or other access or intervention by a third party, the buyer must inform the supplier immediately.
- In the event of breach of duty by the buyer, in particular delayed payment, the supplier has the right, after the expiration of a reasonable grace period for performance given to the buyer, to withdraw from the contract and recover the goods; this does not affect the legal stipulations on the expendability of setting a grace period. The buyer is obligated to surrender possession.

V. Deadlines for deliveries; delay

- If the supplier is prevented from meeting a performance deadline, the performance deadline is pushed back by a reasonable period; this does not apply if the supplier is responsible for the delay. Compliance with deadlines presumes the proper receipt of all documents, required approvals and releases, in particular of plans, to be delivered by the buyer, as well as the compliance of the buyer with the agreed payment conditions and other obligations. If these requirements are not fulfilled on time, then the deadlines shall be extended correspondingly; this does not apply if the supplier is responsible for the delays.
- Agreed delivery dates ("Delivery by ...", "Delivery in ...", "Delivery on ...") count as target dates, provided they are not expressly declared as binding by phrases such as "at the latest on ...", "guaranteed by ...".
- If deadlines are not met due to force majeure, e.g. mobilisation, war, civil unrest or similar events, e.g., strike, lockout, the deadlines are extended accordingly.
- If the supplier is late, then – providing that the buyer can verify that they have incurred damages as a result – they can demand compensation for each complete week of delay of 0.5%, but totaling no more than 5%, of the price for the part of the delivery that could not be put to its intended use because of the delay.
- Compensation claims by the buyer due to delivery delays and instead of performance which exceed the limits listed in No. 4 are excluded in all cases of delayed delivery, even after the expiry of any delivery deadline that may have been set. This does not apply where liability is mandatory as in cases of wilful intent, gross negligence, or due to death, physical injury or damage to health; this is not associated with a change in burden of proof to the disadvantage of the buyer. The buyer can only withdraw from the contract within the framework of legal provisions, insofar as the supplier is responsible for the delivery delay.
- If requested to do so by the supplier, the buyer is obligated to declare by an appropriate deadline whether, due to the delivery delay, they intend to withdraw from the contract and/or demand compensation in lieu of performance or whether they insist on performance.
- If, at the buyer's request, shipment or delivery is delayed by more than a month from notification of readiness for shipping, the buyer may be charged a storage fee for each month commenced of 0.5% of the price of the delivery items, up to a maximum, however, of a total of 5%. The contracting parties have the right to provide evidence of higher or lower storage costs.
- If the buyer claims that they did not receive a delivery shipped to them, the supplier can charge the buyer for the costs of the inquiry of at least € 30.
- Additional and other claims and rights in connection with delayed delivery or performance are excluded.

1

2

3

4

5

6

7

8

9

10

11

12

13

14

15

16

17

18

19

20

21

22

23

24

25

26

VI. Transfer of risk

1. Risk is transferred to the buyer, even in the case of carriage-free delivery, when shipping the delivery starts or it is collected, but no later than when the delivery leaves the warehouse. This also applies if the delivery is transported on our lorries. Upon the buyer's request and at their expense, the deliveries shall be insured against the usual transport risks.
2. If shipment or delivery is delayed for reasons attributed to the buyer or if the buyer delays acceptance for other reasons, then the risk passes to the buyer.

VII. Acceptance

1. The buyer may not refuse acceptance of deliveries due to negligible defects.

VIII. Material defects

The supplier is liable for material defects as follows:

1. All parts or performances that display a material defect within the limitation period without regard to operating time, shall, at the discretion of the supplier, be remedied, replaced or rendered again free of charge, provided the cause of the defect occurred before the risk transfer.
2. Material defect claims have a limitation period of 12 months. This does not apply if legislation dictates longer periods.
3. The buyer shall inspect the received goods immediately after arrival for quantity, condition, and any assured characteristics. The buyer shall immediately inform the supplier about material defects in writing. Acknowledgement of material defects must always be made in writing.
4. In the event of a defect notification, then the buyer may retain a portion of the payment due which corresponds to the proportion of the material defects found. The buyer may retain payments if a defect notification is made provided there is no doubt about the validity of the claim. If the defect notification is shown to be unjustified, the supplier has the right to demand that the buyer compensate the supplier for cost incurred.
5. Initially the supplier is always to be given the opportunity for supplementary performance within an appropriate period.
6. If the supplementary performance is unsuccessful, the buyer can withdraw from the contract – without affecting any claims for damages in accordance with Art. XI – or can reduce the payment. The buyer's legal right to withdraw does not require that the supplier is responsible for an existing defect of a purchased good. In all other cases, the buyer may only withdraw if there is a breach of duty for which the supplier is responsible.
7. There shall be no claims for defects in the case of negligible deviations from the agreed condition, or for negligible impairments of usability, of natural wear or of damages that occur after the transfer of risk as a result of improper or careless treatment, overloading or unsuitable operating materials or due to particular external influences which are not presupposed by the contract. If the buyer or a third party makes unsuitable changes or performs improper maintenance work, there shall also be no claims for defects arising from this or from its consequences.
8. Claims by the buyer for the necessary expenses incurred for the purpose of supplementary performance, in particular transport, infrastructure, labour and material costs, are excluded insofar as the expenses increase because the delivery item is subsequently relocated to a different place than the buyer's place of business, unless the relocation is in keeping with its intended use.
9. The buyer has statutory rights of recourse against the supplier only insofar as the buyer has not reached any agreements with their customer which go beyond the statutory claims for defects. Furthermore, number 8 applies correspondingly for the extent of the buyer's right of recourse against the supplier.
10. In other respects, Art. XI applies for claims for damages. (Other claims for damages). Additional claims or claims other than those regulated by Art. VIII, which are made by the buyer against the supplier and their vicarious agents, and which are based on a material defect, are excluded.

IX. Commercial property rights and copyrights; defects of title

1. Unless otherwise agreed, the supplier is obligated to provide the delivery free from third-party commercial property rights and copyrights (hereinafter: property rights) in the supplier's country only. Insofar as a third party asserts justified claims against the buyer owing to the infringement of property rights through deliveries provided by the supplier which are used as per contract, the supplier shall be liable to the buyer within the period defined in Art. VIII No. 2 as follows:
 - a) At their discretion and cost, the supplier shall either obtain a right of use for the relevant deliveries, change the delivery so that property rights are not infringed, or exchange the delivery. If this is not possible at reasonable conditions, the buyer shall be entitled to the statutory rights of withdrawal or reduction. The buyer cannot demand compensation for useless expenditures.
 - b) The supplier's obligation to provide compensation for damages is governed by Art. XI.
 - c) The aforementioned obligations of the supplier apply only if the buyer promptly notifies the supplier in writing about claims asserted by third parties, if the buyer does not acknowledge an infringement and if the supplier retains all rights to all defensive actions and settlement talks. Should the buyer discontinue the use of the delivered items in order to mitigate damages or for other important reasons, then they are obliged to notify the third party that the discontinuation of use does not imply the acceptance of an infringement of property rights.
2. Claims of the buyer are excluded insofar as they are responsible for the infringement of property rights.
3. Claims of the buyer are also excluded insofar as the infringement of property rights is caused by special specifications of the buyer, by an application which was not foreseeable by the supplier, or due to the fact that the delivery is changed by the buyer or used together with products which were not delivered by the supplier.
4. In the case of property rights infringements, the provisions of Art. VIII No. 4, 5, and 9 correspondingly apply to the claims of the buyer set out in No. 1 a).
5. In the case of other defects of title, the provisions of Art. VIII apply correspondingly.
6. Irrespective of their legal bases, additional claims and rights or other claims and rights (e.g., amendment, reduction, withdrawal) other than those regulated by this article that are made by the buyer against the supplier and the supplier's vicarious agents on the grounds of material defect are excluded.

X. Impossibility; amendment

1. To the extent that supply is not possible, the buyer is entitled to demand compensation unless the supplier is not responsible for the impossibility. However, the claim for compensation by the buyer shall be confined to 10% of the value of the part of the delivery which cannot be put to its intended use, due to the impossibility. This does not apply where liability is mandatory as in cases of wilful intent, gross negligence, or due to death, physical injury or damage to health; this is not associated with a change in burden of proof to the disadvantage of the buyer. The right of the buyer to withdraw from the contract is not affected.
2. Insofar as an unforeseeable event within the meaning of Art. V No. 3 changes the commercial importance or the contents of the delivery or has substantial implications on the operation of the supplier, the contract shall be readjusted in accordance with the principles of good faith. Insofar as this is commercially unjustifiable, the supplier has the right to withdraw from the contract. If the supplier intends to withdraw from the contract, they shall notify the buyer of this without undue delay after recognising the implications of the event, even if an extension of the delivery time was initially agreed with the buyer.

XI. Other claims to compensation for damages

1. Claims for compensation for damages on the part of the buyer, regardless of their legal basis, but in particular on account of breach of duties derived from contractual obligation and from impermissible acts, are excluded.
2. This does not apply where liability is mandatory, e.g. in accordance with the Product Liability Act, in cases of wilful intent, gross negligence, or due to death, physical injury or damage to health, or due to infringement of essential contractual obligations. Compensation for damages for infringement of essential contractual obligations is, however, limited to contract-typical, foreseeable damages, unless liable due to wilful intent or gross negligence, or due to death, physical injury or damage to health. The aforementioned stipulations do not imply a change in the burden of proof to the disadvantage of the buyer.
3. Insofar as the buyer is entitled to compensation for damages in accordance with Art. XI, these expire at the end of the limitation period valid for material defect claims in accordance with Art. VIII No. 2.

XII. Place of jurisdiction and applicable law

1. If the buyer is a merchant, then the sole place of jurisdiction for all disputes arising directly or indirectly from the contractual relationship (including claims concerning cheques and bills of exchange) is the domicile of the supplier. The supplier, however, has the right to bring legal action at the buyer's domicile.
2. Contractual relations are governed by German substantive law, to the exclusion of the United Nations Convention on Contracts for the International Sale of Goods (CISG).

XIII. Binding nature of the contract

If individual provisions of this contract are or become legally invalid, the remaining sections of the contract shall remain binding. This does not apply if abiding by the contract would represent an unreasonable hardship for one of the parties.

CIMCO-item no.	PU	Page	CIMCO-item no.	PU	Page	CIMCO-item no.	PU	Page	CIMCO-item no.	PU	Page
PU = Packaging Unit (pieces)											
10 0000	1	74, 220	10 1051	1	78	10 2017	1 Pair	283	10 5464	1 Pair	297
10 0024	1	73, 219	10 1052	1	78	10 3012	1	79	10 5466	1 Pair	297
10 0030	1	73, 79	10 1054	1	78	10 3016	1	79	10 5468	1 Pair	297
10 0062	1	73, 219	10 1055	1	78	10 3018	1	79	10 5470	1 Pair	297
10 0214	1	73, 219	10 1076	1	78	10 3112	1	79, 222	10 5472	1 Pair	297
10 0216	1	73, 219	10 1082	1	78	10 3114	1	79, 222	10 5474	1 Pair	297
10 0236	1	73, 219	10 1096	1	78	10 3232	1	79, 222	10 5480	1 Pair	297
10 0238	1	73, 219	10 1222	1	73	10 3240	1	79, 222	10 5482	1 Pair	297
10 0334	1	73, 219	10 1224	1	73	10 4020	1	74, 219	10 5484	1 Pair	297
10 0336	1	73, 219	10 1224	1	256	10 4022	1	74	10 5486	1 Pair	297
10 0338	1	73, 219	10 1230	1	256	10 4030	1	78	10 5490	1 Pair	297
10 0350	1	74	10 1239	1	256	10 4032	1	77	10 5518	1	301
10 0352	1	74	10 1241	1	256	10 4190	1	287	10 5670	1 Pair	298
10 0450	1	81, 258	10 1243	1	256	10 4192	1	287	10 5672	1 Pair	298
10 0526	1	72, 218	10 1524	1	81	10 4194	1	287	10 5674	1 Pair	298
10 0528	1	72, 218	10 1540	1	81	10 4196	1	287	10 5676	1 Pair	298
10 0572	1	72, 218	10 1550	1	81	10 4200	1	287	10 5678	1 Pair	298
10 0574	1	72, 218	10 1562	1	81	10 4202	1	287	10 5680	1 Pair	298
10 0577	1	72, 218	10 1570	1	161	10 4204	1	288	10 5682	1 Pair	298
10 0652	1	72, 218	10 1571	1	161	10 4206	1	288	10 5684	1 Pair	298
10 0686	1	73, 219	10 1640	1	81	10 4208	1	288	10 5686	1 Pair	298
10 0710	1	147	10 1650	1	81, 353	10 4210	1	288	10 5688	1 Pair	298
10 0712	1	147	10 1690	1	80	10 4311	1	295	10 5690	1 Pair	298
10 0720	1	149, 287	10 1692	1	80	10 4312	1	295	10 5692	1 Pair	298
10 0727	1	152, 287	10 1694	1	80	10 4313	1	295	10 5694	1 Pair	298
10 0728	1	152, 287	10 1698	1	80	10 4314	1	295	10 5711	1 Pair	297
10 0730	1	149	10 1700	1	80	10 4315	1	295	10 5712	1 Pair	297
10 0731	1	149	10 1702	1	80	10 5300	1 Pair	296	10 5713	1 Pair	297
10 0736	1	149	10 1704	1	80	10 5302	1 Pair	296	10 5714	1 Pair	297
10 0737	1	149	10 1708	1	80	10 5304	1 Pair	296	10 5715	1 Pair	297
10 0740	1	151	10 1720	1	79	10 5306	1 Pair	296	10 5716	1 Pair	297
10 0741	1	151	10 1722	1	79	10 5308	1 Pair	296	10 5717	1 Pair	297
10 0743	1	150	10 1724	1	79	10 5310	1 Pair	296	10 5718	1 Pair	297
10 0744	1	150	10 1730	1	80	10 5312	1 Pair	296	10 5719	1 Pair	297
10 0745	1	150	10 1732	1	73, 79	10 5314	1 Pair	296	10 5720	1 Pair	297
10 0746	1	150	10 1733	1	80	10 5316	1 Pair	296	10 5721	1 Pair	297
10 0747	1	150	10 1734	1	80	10 5318	1 Pair	296	10 5722	1 Pair	297
10 0748	1	151	10 1735	1	80	10 5320	1 Pair	296	10 5723	1 Pair	297
10 0749	1	151	10 1867	1	289	10 5330	1 Pair	296	10 5730	1 Pair	298
10 0753	1	150	10 1868	1	289	10 5332	1 Pair	296	10 5731	1 Pair	298
10 0762	1	150, 224	10 1870	1	289	10 5334	1 Pair	296	10 5732	1 Pair	298
10 0764	1	150	10 1872	1	289	10 5336	1 Pair	296	10 5733	1 Pair	298
10 0765	1	146	10 1874	1	289	10 5338	1 Pair	296	10 5734	1 Pair	298
10 0766	1	146	10 1880	1	289	10 5340	1 Pair	296	10 5735	1 Pair	298
10 0770	1	149	10 1882	1	289	10 5342	1 Pair	296	10 5736	1 Pair	298
10 0773	1	149	10 1883	1	289	10 5344	1 Pair	296	10 5737	1 Pair	298
10 0774	1	151	10 1884	1	289	10 5346	1 Pair	296	10 5738	1 Pair	298
10 0775	1	150	10 1885	1	289	10 5348	1 Pair	296	10 5739	1 Pair	298
10 0777	1	150	10 1886	1	289	10 5350	1 Pair	296	10 5740	1 Pair	298
10 0779	1	151	10 1888	1	289	10 5360	1 Pair	296	10 5741	1 Pair	298
10 0780	1	150	10 1892	1	287	10 5362	1 Pair	296	10 5742	1 Pair	298
10 0790	1	76, 222	10 1902	1	289	10 5364	1 Pair	296	10 5749	1 Pair	298
10 0792	1	76, 222	10 1904	1	286	10 5366	1 Pair	296	10 5750	1 Pair	298
10 0794	1	76, 222	10 1905	1	286	10 5368	1 Pair	296	10 5751	1 Pair	298
10 0796	1	222	10 1906	1	286	10 5370	1 Pair	296	10 5752	1 Pair	298
10 0802	1	77	10 1907	1	286	10 5372	1 Pair	296	10 5753	1 Pair	298
10 0804	1	77	10 1909	1	288	10 5374	1 Pair	296	10 5754	1 Pair	298
10 0806	1	77	10 1911	1	286	10 5392	1 Pair	296	10 5755	1 Pair	298
10 0808	1	77	10 1916	1	283, 288	10 5394	1 Pair	296	10 5756	1 Pair	298
10 0810	1	77	10 1918	1	288	10 5396	1 Pair	296	10 5757	1 Pair	298
10 0812	1	77	10 1930	1	346	10 5398	1 Pair	296	10 5758	1 Pair	298
10 0814	1	77	10 1931	1	346	10 5400	1 Pair	296	10 5759	1 Pair	298
10 0816	1	77	10 1935	1	347	10 5402	1 Pair	296	10 5760	1 Pair	299
10 0818	1	77	10 1940	1	286	10 5404	1 Pair	296	10 5761	1 Pair	299
10 0820	1	77	10 1945	1	286	10 5406	1 Pair	296	10 5762	1 Pair	299
10 0822	1	77	10 1950	1	287	10 5408	1 Pair	296	10 5763	1 Pair	299
10 0824	1	77	10 2000	1	288	10 5410	1 Pair	296	10 5764	1 Pair	299
10 0826	1	77	10 2001	1 Pair	284	10 5442	1 Pair	297	10 5765	1 Pair	299
10 1030	1	78	10 2002	1 Pair	283	10 5444	1 Pair	297	10 5770	1 Pair	299
10 1038	1	78	10 2003	1 Pair	283	10 5446	1 Pair	297	10 5771	1 Pair	299
10 1040	1	78	10 2004	1 Pair	283	10 5448	1 Pair	297	10 5772	1 Pair	299
10 1044	1	78	10 2006	1 Pair	284	10 5450	1 Pair	297	10 5773	1 Pair	299
10 1046	1	78	10 2007	1 Pair	284	10 5452	1 Pair	297	10 5774	1 Pair	299
10 1048	1	78	10 2008	1 Pair	283	10 5454	1 Pair	297	10 5775	1 Pair	299
10 1050	1	78	10 2016	1 Pair	283	10 5462	1 Pair	297	10 5776	1 Pair	299



TECHNICAL APPENDIX, NUMERICAL LIST, INDEX, SALES

	CIMCO-item no.	PU	Page	CIMCO-item no.	PU	Page	CIMCO-item no.	PU	Page	CIMCO-item no.	PU	Page
1												
2	10 5777	1 Pair	299	10 5964	1 Pair	300	10 6665	1	292	11 1412	1	117
	10 5778	1 Pair	299	10 5966	1 Pair	300	10 6666	1	291	11 1429	1	115
	10 5779	1 Pair	299	10 5968	1 Pair	300	10 6670	1	291	11 1434	1	115
3	10 5780	1 Pair	299	10 5970	1 Pair	300	10 6671	1	293	11 1435	1	116
	10 5781	1 Pair	299	10 5972	1 Pair	300	10 6672	1	293	11 1438	1	115
	10 5782	1 Pair	299	10 5974	1 Pair	300	10 6673	1	293	11 1439	1	115
4	10 5783	1 Pair	299	10 5976	1 Pair	300	10 6896	1	301	11 1440	1	118
	10 5784	1 Pair	298	10 5978	1 Pair	300	10 6898	1	301	11 1460	1	116
	10 5785	1 Pair	298	10 5980	1 Pair	300	10 6900	1	301	11 1465	1	116
5	10 5786	1 Pair	298	10 5982	1 Pair	300	10 6902	1	301	11 1472	1	117
	10 5787	1 Pair	298	10 6000	1	282	10 8002	1	76, 221	11 1473	1	117
	10 5788	1 Pair	298	10 6002	1	282	10 8724	1	76, 221	11 1474	1	117
6	10 5789	1 Pair	298	10 6005	1	282	10 8771	1	75, 220	11 1480	1	118
	10 5790	1 Pair	298	10 6009	1	282	10 8773	1	75, 221	11 1481	1	118
	10 5791	1 Pair	298	10 6010	1 Pair	282	10 8777	1	76, 221	11 1482	1	118
7	10 5792	1 Pair	298	10 6011	1 Pair	282	10 8778	1	75, 221	11 1485	1	118
	10 5793	1 Pair	298	10 6012	1 Pair	282	10 8779	1	75, 221	11 1488	1	117
	10 5799	1 Pair	299	10 6013	1 Pair	283	10 8780	1	76, 221	11 1522	1	279
8	10 5802	1 Pair	299	10 6014	1 Pair	282	10 8781	1	76, 221	11 1524	1	279
	10 5804	1 Pair	299	10 6015	1 Pair	283	10 8782	1	76, 221	11 1525	1	278
	10 5806	1 Pair	299	10 6016	1 Pair	283	10 8783	1	76, 221	11 1580	1	279
	10 5808	1 Pair	299	10 6017	1 Pair	283	10 8784	1	75, 220	11 1586	1	279
	10 5810	1 Pair	299	10 6018	1 Pair	283	10 8785	1	75, 220	11 1588	1	279
10	10 5812	1 Pair	299	10 6019	1 Pair	283	10 8786	1	75, 220	11 1590	1	279
	10 5814	1 Pair	299	10 6027	1 Pair	283	10 8787	1	75, 220	11 1600	1	79
	10 5816	1 Pair	299	10 6028	1 Pair	283	10 8789	1	75, 220	11 1622	1	79
	10 5818	1 Pair	299	10 6052	1	282	10 8790	1	76, 221	11 1650	1	79
11	10 5820	1 Pair	299	10 6071	1 Pair	282	10 8792	1	75, 220	11 1654	1	79
	10 5822	1 Pair	299	10 6112	1	283				11 1860	1	93
	10 5824	1 Pair	299	10 6114	1	125	11 0120	1	91	11 1861	1	93
12	10 5826	1 Pair	299	10 6117	1	285	11 0122	1	91	11 1863	1	93
	10 5830	1 Pair	299	10 6118	1	285	11 0290	1	91	11 1864	1	93
	10 5832	1 Pair	299	10 6120	1	284, 286	11 0294	1	91	11 1865	1	93
13	10 5834	1 Pair	299	10 6122	1	284	11 0480	1	93	11 1866	1	93
	10 5836	1 Pair	299	10 6124	1	284	11 0482	1	93	11 1868	1	93
	10 5838	1 Pair	299	10 6126	1	284	11 0520	1	101	11 1869	1	93
14	10 5840	1 Pair	299	10 6128	1	283	11 0592	1	101	11 1870	1	93
	10 5842	1 Pair	299	10 6130	1	283	11 0594	1	101	11 1875	1	93
	10 5844	1 Pair	299	10 6134	1	283, 288	11 0596	1	101	11 1876	1	93
15	10 5846	1 Pair	299	10 6136	1	283, 288	11 0598	1	101	11 1877	1	93
	10 5848	1 Pair	299	10 6138	1	284, 285	11 0604	1	100	11 1880	1	93
	10 5850	1 Pair	299	10 6140	1	284, 287	11 0606	1	100	11 1881	1	93
16	10 5852	1 Pair	299	10 6142	1	284, 287	11 0620	1	93	11 1889	1	93
	10 5854	1 Pair	299	10 6144	1	283, 288	11 0630	1	93	11 1890	1	93
	10 5860	1 Pair	300	10 6146	1	288	11 0804	1	232	11 1891	1	93
17	10 5862	1 Pair	300	10 6154	1	286	11 0806	1	232	11 1892	1	93
	10 5864	1 Pair	300	10 6156	1	284, 285	11 0808	1	232	11 1893	1	93
18	10 5866	1 Pair	300	10 6158	1	284, 285	11 0812	1	232	11 1894	1	93
	10 5868	1 Pair	300	10 6200	1	285	11 0814	1	232	11 1895	1	93
	10 5870	1 Pair	300	10 6201	1	284, 285	11 0816	1	232	11 1898	1	94
19	10 5872	1 Pair	300	10 6202	1	284, 285	11 0817	1	232	11 1901	1	94
	10 5874	1 Pair	300	10 6210	1	285	11 0836	1	232	11 1903	1	94
	10 5876	1 Pair	300	10 6211	1 Pair	284	11 0840	1	232	11 1909	1	94
20	10 5878	1 Pair	300	10 6212	1 Pair	284	11 0842	1	232	11 1910	1	93
	10 5892	1 Pair	300	10 6213	1 Pair	284	11 0856	1	232	11 1911	1	93
	10 5894	1 Pair	300	10 6214	1 Pair	284	11 0860	1	232	11 1912	1	93
21	10 5896	1 Pair	300	10 6215	1 Pair	284	11 0862	1	232	11 1913	1	93
	10 5898	1 Pair	300	10 6217	1 Pair	284	11 1000	1	161	11 1914	1	93
	10 5900	1 Pair	300	10 6218	1 Pair	284	11 1001	1	161	11 1915	1	93
22	10 5902	1 Pair	300	10 6301	1	295	11 1002	1	161	11 1916	1	93
	10 5904	1 Pair	300	10 6308	1	295	11 1003	1	161	11 1920	1	94
	10 5906	1 Pair	300	10 6314	1	125	11 1004	1	161	11 2000	1	95, 229
23	10 5908	1 Pair	300	10 6321	1	294	11 1005	1	161	11 2002	1	95, 229
	10 5910	1 Pair	300	10 6324	1	294	11 1006	1	161	11 2004	1	95, 229
	10 5912	1 Pair	300	10 6326	1	294	11 1007	1	161	11 2006	1	95, 229
24	10 5914	1 Pair	300	10 6330	1	294	11 1280	1	86, 119, 227	11 2008	1	95, 229
	10 5942	1 Pair	300	10 6332	1	295	11 1282	1	86, 119, 227	11 2020	1	95, 229
	10 5944	1 Pair	300	10 6334	1	295	11 1288	1	86, 119, 227	11 2022	1	95, 229
25	10 5946	1 Pair	300	10 6336	1	295	11 1290	1	119	11 2050	1	95, 229
	10 5948	1 Pair	300	10 6338	1	295	11 1320	1	119	11 2200	1	105
	10 5950	1 Pair	300	10 6340	1	295	11 1404	1	116	11 2202	1	105
	10 5952	1 Pair	300	10 6652	1	292	11 1408	1	116	11 2204	1	105
	10 5954	1 Pair	300	10 6658	1	292	11 1409	1	116	11 2206	1	105
	10 5956	1 Pair	300	10 6660	1	290	11 1410	1	117	11 2208	1	105
26	10 5962	1 Pair	300	10 6664	1	291	11 1411	1	117	11 2210	1	105

TECHNICAL APPENDIX, NUMERICAL LIST, INDEX, SALES

CIMCO-item no.	PU	Page	CIMCO-item no.	PU	Page	CIMCO-item no.	PU	Page	CIMCO-item no.	PU	Page
11 2212	1	105	11 2602	1	233	11 2906	1	108	11 5030	1	107
11 2214	1	105	11 2604	1	233	11 2908	1	108	11 5040	1	107
11 2218	1	105	11 2606	1	233	11 2910	1	108	11 5042	1	107
11 2220	1	105	11 2608	1	233	11 2912	1	108	11 5045	1	107
11 2222	1	105	11 2609	1	233	11 2922	1	109	11 5100	1	107
11 2226	1	105	11 2610	1	233	11 2985	1	109	11 5110	1	106
11 2228	1	105	11 2611	1	233	11 2986	1	110	11 5114	1	106
11 2232	1	105	11 2612	1	233	11 2987	1	110	11 5288	1	234
11 2234	1	105	11 2613	1	233	11 2992	1	109	11 7000	1	86, 227
11 2238	1	105	11 2614	1	233	11 2994	1	110	11 7100	1	91
11 2310	1	105	11 2615	1	233	11 3106	1	101	11 7101	1	92
11 2312	1	105	11 2616	1	233	11 3108	1	102	11 7102	1	91
11 2430	1	105	11 2617	1	233	11 3110	1	103	11 7103	1	90
11 2432	1	105	11 2618	1	233	11 3154	1	104	11 7104	1	90
11 2450	1	106	11 2622	1	233	11 3156	1	102	11 7105	1	90
11 2452	1	106	11 2628	1	234	11 3158	1	102	11 7106	1	90
11 2454	1	106	11 2640	1	234	11 3160	1	104	11 7107	1	90
11 2456	1	106	11 2642	1	234	11 4000	1	256	11 7108	1	90
11 2458	1	106	11 2650	1	234	11 4001	1	256	11 7110	1	90
11 2460	1	106	11 2670	1	233	11 4011	1	256	11 7112	1	91
11 2462	1	106	11 2671	1	233	11 4120	1	256	11 7114	1	91
11 2464	1	106	11 2672	1	233	11 4500	1	99	11 7116	1	91
11 2466	1	106	11 2673	1	233	11 4502	1	98	11 7121	1	90
11 2468	1	106	11 2674	1	233	11 4504	1	99	11 7122	1	90
11 2470	1	106	11 2704	1	235	11 4505	1	98	11 7123	1	90
11 2472	1	106	11 2706	1	235	11 4508	1	98	11 7124	1	90
11 2474	1	106	11 2708	1	235	11 4509	1	98	11 7125	1	90
11 2476	1	106	11 2710	1	235	11 4510	1	98	11 7126	1	90
11 2478	1	106	11 2712	1	235	11 4511	1	98	11 7130	1	90
11 2480	1	106	11 2714	1	235	11 4512	1	98	11 7131	1	90
11 2482	1	106	11 2716	1	235	11 4513	1	98	11 7132	1	90
11 2484	1	106	11 2718	1	235	11 4515	1	98	11 7133	1	90
11 2486	1	106	11 2719	1	235	11 4516	1	98	11 7140	1	90
11 2488	1	106	11 2720	1	235	11 4517	1	98	11 7141	1	90
11 2490	1	106	11 2721	1	235	11 4518	1	98	11 7142	1	90
11 2500	1	105	11 2722	1	235	11 4519	1	98	11 7143	1	90
11 2505	1	105	11 2724	1	235	11 4520	1	98	11 7145	1	92
11 2508	1	105	11 2726	1	235	11 4573	1	98	11 7200	1	92
11 2510	1	105	11 2728	1	235	11 4574	1	98	11 7204	1	91
11 2512	1	105	11 2730	1	235	11 4575	1	98	11 7205	1	91
11 2513	1	105	11 2732	1	235	11 4576	1	98	11 7206	1	91
11 2514	1	105	11 2740	1	235	11 4593	1	99	11 7207	1	91
11 2515	1	105	11 2742	1	235	11 4599	1	100	11 7208	1	91
11 2516	1	105	11 2744	1	235	11 4602	1	99	11 7209	1	91
11 2517	1	105	11 2746	1	235	11 4604	1	99	11 7210	1	91
11 2519	1	105	11 2748	1	235	11 4606	1	100	11 7211	1	91
11 2520	1	232	11 2754	1	235	11 4806	1	88, 230	11 7213	1	91
11 2522	1	232	11 2758	1	235	11 4866	1	88, 107	11 7214	1	91
11 2523	1	232	11 2760	1	235	11 4870	1	88, 230	11 7217	1	91
11 2525	1	232	11 2762	1	235	11 4872	1	88, 230	11 7220	1	92
11 2526	1	232	11 2764	1	235	11 4874	1	88, 230	11 7223	1	90
11 2527	1	232	11 2766	1	235	11 4876	1	88, 230	11 7224	1	90
11 2528	1	232	11 2768	1	235	11 4878	1	88, 230	11 7225	1	90
11 2529	1	232	11 2769	1	235	11 4880	1	88, 230	11 7226	1	90
11 2530	1	232	11 2770	1	235	11 4882	1	88, 230	11 7228	1	90
11 2531	1	232	11 2771	1	235	11 4883	1	88, 230	11 7300	1	92
11 2534	1	232	11 2772	1	235	11 4884	1	88, 230	11 7306	1	90
11 2540	1	104	11 2774	1	235	11 4885	1	88, 230	11 7307	1	90
11 2541	1	104	11 2776	1	235	11 4886	1	88, 230	11 7308	1	90
11 2543	1	104	11 2778	1	235	11 4888	1	88, 230	11 7309	1	90
11 2545	1	104	11 2780	1	235	11 4941	1	98	11 7310	1	90
11 2546	1	104	11 2798	1	108	11 4942	1	98	11 7315	1	90
11 2550	1	104	11 2800	1	106	11 4970	1	98	11 7320	1	90
11 2560	1	232	11 2802	1	106	11 4971	1	98	11 7325	1	90
11 2561	1	232	11 2804	1	106	11 4972	1	98	11 7330	1	90
11 2562	1	232	11 2882	1	108	11 4973	1	98	11 7340	1	90
11 2563	1	232	11 2883	1	108	11 5000	1	107	11 7700	1	85, 226
11 2564	1	232	11 2890	1	110	11 5014	1	107	11 7701	1	84, 225
11 2570	1	233	11 2891	1	108	11 5015	1	107	11 7702	1	84, 225
11 2575	1	233	11 2894	1	108	11 5017	1	107	11 7703	1	84, 225
11 2576	1	233	11 2895	1	109	11 5019	1	107	11 7704	1	84, 225
11 2580	1	233	11 2898	1	109	11 5020	1	107	11 7705	1	84, 225
11 2581	1	234	11 2900	1	108	11 5022	1	107	11 7706	1	84, 225
11 2582	1	234	11 2902	1	108	11 5024	1	107	11 7708	1	84, 225
11 2600	1	233	11 2904	1	108	11 5027	1	107	11 7710	1	84, 225

- 1
- 2
- 3
- 4
- 5
- 6
- 7
- 8
- 9
- 10
- 11
- 12
- 13
- 14
- 15
- 16
- 17
- 18
- 19
- 20
- 21
- 22
- 23
- 24
- 25
- 26

TECHNICAL APPENDIX, NUMERICAL LIST, INDEX, SALES

CIMCO-item no.	PU	Page	CIMCO-item no.	PU	Page	CIMCO-item no.	PU	Page	CIMCO-item no.	PU	Page
11 7730	1	84, 225	11 7915	1	84, 225	12 0211	1	143	12 2024	1	153
11 7731	1	84, 225	11 7920	1	84, 225	12 0212	1	143	12 2025	1	153
11 7732	1	84, 225	11 7925	1	84, 225	12 0213	1	143	12 2027	1	147
11 7733	1	84, 225	11 7930	1	84, 225	12 0214	1	143	12 9168	1	140
11 7740	1	84, 225	11 8017	1	284	12 0215	1	143			
11 7741	1	84, 225	11 8018	1	284	12 0216	1	143	13 0006	1	205
11 7742	1	84, 225				12 0218	1	154	13 0008	1	205
11 7743	1	84, 225	12 0002	1	146	12 0220	1	142	13 0010	1	205
11 7745	1	85, 226	12 0003	1	146	12 0222	1	142	13 0022	1	205
11 7750	1	84, 225	12 0004	1	154	12 0230	1	142	13 0024	1	205
11 7751	1	84, 225	12 0006	1	154	12 0242	1	139	13 0032	1	205
11 7752	1	84, 225	12 0009	1	147	12 0280	1	259	13 0034	1	205
11 7757	1	84, 225	12 0010	1	153	12 0290	1	143	13 0052	1	205
11 7758	1	84, 225	12 0011	1	153	12 0330	1	139	13 0054	1	205
11 7760	1	86, 227	12 0012	1	153	12 0332	1	139	13 0070	1	205
11 7762	1	86, 227	12 0014	1	153	12 0334	1	139	13 0075	1	206
11 7764	1	86, 227	12 0015	1	148	12 0336	1	139	13 0076	1	206
11 7768	1	86, 227	12 0017	1	148	12 0338	1	139	13 0210	1	205
11 7770	1	86, 227	12 0020	1	153	12 0340	1	139	13 0354	1	205
11 7773	1	87, 228	12 0021	1	146	12 0410	1	159, 257	13 0358	1	205
11 7775	1	87, 228	12 0025	1	147	12 0412	1	159, 257	13 0403	1	204
11 7776	1	87, 228	12 0027	1	148	12 0416	1	160, 257	13 0405	1	204
11 7777	1	86, 227	12 0028	1	147	12 0417	1	160, 257	13 0524	1	206
11 7778	1	87, 228	12 0029	1	147	12 0418	1	160, 257	13 0530	1	206
11 7779	1	86, 227	12 0030	1	146	12 0419	1	160, 257	13 0534	1	206
11 7780	1	87, 228	12 0031	1	152	12 0420	1	159, 257	13 0536	1	206
11 7782	1	87, 228	12 0032	1	146	12 0422	1	159, 257	13 0538	1	206
11 7784	1	87, 228	12 0033	1	152	12 0430	1	160, 257	13 0580	1	204
11 7786	1	87, 228	12 0034	1	148	12 0432	1 Pair	160, 257	13 0582	1	204
11 7788	1	87, 228	12 0042	1	155, 224	12 0450	1	160, 257	13 0584	1	204
11 7790	1	87, 228	12 0043	1	155, 224	12 0452	1	160, 257	13 0586	1	204
11 7792	1	87, 228	12 0044	1	155, 224	12 0453	1	160, 257	13 0592	1	204
11 7794	1	87, 228	12 0046	1	155, 224	12 0460	1	258	13 0600	1	204
11 7796	1	87, 228	12 0048	1	147	12 0461	1	258	13 0602	1	204
11 7800	1	85, 226	12 0050	1	155	12 0462	1	259	13 0604	1	204
11 7801	1	86, 227	12 0052	1	155	12 0464	1	258	13 0708	1	204
11 7802	1	85, 226	12 0054	1	155	12 0468	1	259	13 0710	1	204
11 7805	1	84, 225	12 0060	1	155	12 0480	1	160, 258	13 0712	1	204
11 7806	1	84, 225	12 0064	1	154, 224	12 0481	1	160, 258	13 0804	1	204
11 7807	1	84, 225	12 0066	1	154, 224	12 0485	1	160, 259	13 0808	1	204
11 7808	1	84, 225	12 0078	1	155	12 0490	1	158	13 0880	1	204
11 7809	1	84, 225	12 0079	10	155	12 0500	1	158	13 1053	1	204
11 7810	1	84, 225	12 0080	1	155	12 0502	1	158	13 1322	1	206
11 7811	1	84, 225	12 0081	1	155	12 0504	1	158	13 1324	1	206
11 7813	1	84, 225	12 0082	1	155	12 0505	1	158	13 1326	1	206
11 7820	1	85, 226	12 0092	1	148	12 0506	1	158	13 1328	1	206
11 7823	1	84, 225	12 0098	1	148	12 0507	1	158	13 1404	1	206
11 7824	1	84, 225	12 0099	1	152	12 0508	1	158	13 1420	1	206
11 7825	1	84, 225	12 0100	1	138	12 0512	1	158	13 1422	1	206
11 7826	1	84, 225	12 0104	1	138	12 0513	1	158	13 1424	1	276
11 7828	1	84, 225	12 0108	1	138, 223	12 0515	1	158	13 1428	1	276
11 7850	1	87, 228	12 0110	1	141	12 0520	1	158	13 1430	1	276
11 7852	1	87, 228	12 0112	1	138, 223	12 0530	1	158	13 1435	1	276
11 7854	1	87, 228	12 0114	1	138, 223	12 0600	1	159, 258	13 2300	1	189
11 7860	1	89, 231	12 0120	1	141	12 0602	1	159, 258	13 2302	1	189
11 7862	1	89, 231	12 0122	1	141	12 0607	1	159	13 2304	1	189
11 7864	1	89, 231	12 0126	1	141	12 0608	1	258	13 2306	1	189
11 7866	1	89, 231	12 0128	1	142	12 0790	1	76, 222	13 2308	1	189
11 7868	1	89, 231	12 0130	1	141	12 0882	1	175	13 2310	1	189
11 7870	1	89, 231	12 0132	1	142	12 0890	1	258	13 2312	1	189
11 7872	1	89, 231	12 0134	1	142	12 0900	1	155	13 2318	1	189
11 7873	1	89, 231	12 0144	1	142	12 0902	1	155	13 2320	1	189
11 7874	1	89, 231	12 0146	1	139	12 1010	1	154	13 2324	1	189
11 7875	1	89, 231	12 0147	1	140	12 1011	1	154	13 2326	1	189
11 7876	1	89, 231	12 0150	1	139	12 1012	1	154	13 2328	1	189
11 7878	1	89, 231	12 0151	1	140	12 1014	1	154	13 2330	1	189
11 7880	1	89, 231	12 0168	1	140	12 1020	1	154	13 2332	1	189
11 7882	1	89, 231	12 0172	1	140	12 1027	1	148	13 2334	1	189
11 7884	1	89, 231	12 0178	1	141	12 1042	1	155, 224	13 2336	1	189
11 7886	1	89, 231	12 0180	1	140	12 2016	1	153	13 2338	1	189
11 7888	1	89, 231	12 0185	1	140	12 2018	1	153	13 2340	1	189
11 7900	1	85, 226	12 0202	1	139, 223	12 2020	1	153	13 2342	1	189
11 7908	1	84, 225	12 0206	1	138, 223	12 2021	1	153	13 2344	1	189
11 7909	1	84, 225	12 0208	1	143	12 2022	1	153	13 2346	1	189
11 7910	1	84, 225	12 0210	1	143	12 2023	1	153	13 2354	1	189

CIMCO-item no.	PU	Page	CIMCO-item no.	PU	Page	CIMCO-item no.	PU	Page	CIMCO-item no.	PU	Page
13 2356	1	189	13 2586	1	188	13 2814	1	194	13 2948	1	197
13 2358	1	189	13 2588	1	188	13 2816	1	194	13 2950	1	197
13 2360	1	189	13 2590	1	188	13 2818	1	193	13 2952	1	197
13 2362	1	189	13 2592	1	188	13 2820	1	193	13 2954	1	197
13 2364	1	189	13 2598	1	188	13 2822	1	193	13 2956	1	197
13 2366	1	189	13 2600	1	188	13 2824	1	193	13 2958	1	197
13 2368	1	189	13 2602	1	188	13 2826	1	193	13 2960	1	197
13 2370	1	189	13 2604	1	188	13 2828	1	193	13 2962	1	197
13 2374	1	189	13 2606	1	188	13 2830	1	193	13 2964	1	197
13 2376	1	189	13 2608	1	188	13 2832	1	193	13 2966	1	197
13 2378	1	189	13 2610	1	188	13 2834	1	193	13 2968	1	197
13 2380	1	189	13 2612	1	188	13 2836	1	193	13 2970	1	197, 198
13 2382	1	189	13 2614	1	188	13 2837	1	194	13 2972	1	197, 198
13 2384	1	189	13 2616	1	188	13 2838	1	194	13 2974	1	197, 198
13 2386	1	189	13 2618	1	188	13 2840	1	194	13 2976	1	197, 198
13 2388	1	189	13 2620	1	188	13 2841	1	194	13 2980	1	198
13 2390	1	189	13 2700	1	188	13 2842	1	194	13 2982	1	198
13 2396	1	189	13 2702	1	188	13 2844	1	194	13 2984	1	198
13 2398	1	189	13 2704	1	188	13 2846	1	194	13 2986	1	198
13 2400	1	189	13 2706	1	188	13 2848	1	194	13 2990	1	198
13 2402	1	189	13 2708	1	188	13 2850	1	194	13 2992	1	198
13 2408	1	189	13 2710	1	188	13 2852	1	194	13 2994	1	198
13 2410	1	189	13 2712	1	188	13 2854	1	194	13 2996	1	198
13 2412	1	189	13 2714	1	188	13 2856	1	194	13 3000	1	190
13 2414	1	189	13 2716	1	188	13 2858	1	195	13 3002	1	190
13 2416	1	189	13 2720	1	188	13 2860	1	195	13 3004	1	191
13 2418	1	189	13 2722	1	188	13 2861	1	196	13 3006	1	191
13 2420	1	189	13 2724	1	188	13 2862	1	195	13 3008	1	190
13 2424	1	189	13 2726	1	188	13 2864	1	195	13 3010	1	190
13 2426	1	189	13 2728	1	188	13 2865	1	196	13 3012	1	191
13 2428	1	189	13 2730	1	188	13 2866	1	195	13 3014	1	191
13 2430	1	189	13 2732	1	188	13 2867	1	196	13 3016	1	192
13 2432	1	189	13 2734	1	188	13 2868	1	195	13 3018	1	192
13 2434	1	189	13 2736	1	188	13 2870	1	195	13 4000	1	199
13 2436	1	189	13 2738	1	188	13 2872	1	194	13 4002	1	199
13 2438	1	189	13 2740	1	188	13 2874	1	194	13 4004	1	200
13 2440	1	189	13 2742	1	188	13 2876	1	194	13 4006	1	200
13 2442	1	189	13 2744	1	188	13 2878	1	194	13 4008	1	200
13 2446	1	189	13 2746	1	188	13 2880	1	194	13 4010	1	200
13 2448	1	189	13 2748	1	188	13 2882	1	195	13 4016	1	198
13 2450	1	189	13 2750	1	188	13 2884	1	194	13 4018	1	198
13 2500	1	188	13 2752	1	188	13 2886	1	194	13 4020	1	199
13 2502	1	188	13 2754	1	188	13 2888	1	194	13 4022	1	199
13 2504	1	188	13 2756	1	188	13 2890	1	194	13 4023	1	199
13 2506	1	188	13 2758	1	188	13 2892	1	194	13 4024	1 Liter	201
13 2508	1	188	13 2760	1	188	13 2894	1	195	13 4026	1	191, 201
13 2510	1	188	13 2762	1	188	13 2896	1	195	13 4028	1	201
13 2512	1	188	13 2764	1	188	13 2898	1	195	13 4030	1	192, 201
13 2514	1	188	13 2766	1	188	13 2899	1	196	13 4032	1	178, 201
13 2518	1	188	13 2768	1	188	13 2900	1	195	13 4034	1	201
13 2520	1	188	13 2770	1	188	13 2902	1	195	13 4036	1	161
13 2524	1	188	13 2772	1	188	13 2903	1	196	13 4038	1	161
13 2526	1	188	13 2774	1	188	13 2904	1	195	13 4040	1	161
13 2528	1	188	13 2776	1	188	13 2905	1	196	13 5000	1	200
13 2530	1	188	13 2778	1	188	13 2906	1	195	13 5002	1	191, 201
13 2532	1	188	13 2780	1	188	13 2908	1	195	13 5004	1	200
13 2534	1	188	13 2782	1	188	13 2910	1	195	13 5006	1	191, 192, 201
13 2536	1	188	13 2784	1	188	13 2912	1	195, 196	13 5008	1	200
13 2542	1	188	13 2786	1	188	13 2914	1	195	13 5010	1	200
13 2544	1	188	13 2788	1	188	13 2916	1	195, 196	13 5014	1	200
13 2552	1	188	13 2790	1	188	13 2918	1	195, 196	13 5016	1	192, 201
13 2554	1	188	13 2792	1	188	13 2920	1	195	13 5018	1	192, 193
13 2556	1	188	13 2794	1	188	13 2922	1	195	13 5020	1	192 - 195
13 2558	1	188	13 2796	1	188	13 2924	1	196	13 5021	1	193, 195
13 2560	1	188	13 2800	1	192	13 2926	1	196	13 5022	1	192 - 194, 196, 197
13 2562	1	188	13 2801	1	193	13 2928	1	196	13 5024	1	192 - 194, 196, 197, 201
13 2564	1	188	13 2802	1	192	13 2930	1	196	13 5028	1	193, 194
13 2566	1	188	13 2803	1	193	13 2932	1	196	13 5030	1	193, 195
13 2568	1	188	13 2804	1	192, 193	13 2934	1	196	13 5032	1	193, 195
13 2570	1	188	13 2806	1	193	13 2936	1	196	13 5034	1	194 - 198
13 2572	1	188	13 2808	1	193	13 2938	1	197	13 5036	1	194 - 196
13 2574	1	188	13 2810	1	193	13 2940	1	197	13 5038	1	194 - 196
13 2576	1	188	13 2811	1	193	13 2942	1	197	13 5040	1	194
13 2578	1	188	13 2812	1	193	13 2944	1	196	13 5042	1	194
13 2580	1	188	13 2813	1	194	13 2946	1	196			

- 1
- 2
- 3
- 4
- 5
- 6
- 7
- 8
- 9
- 10
- 11
- 12
- 13
- 14
- 15
- 16
- 17
- 18
- 19
- 20
- 21
- 22
- 23
- 24
- 25
- 26

TECHNICAL APPENDIX, NUMERICAL LIST, INDEX, SALES

CIMCO-item no.	PU	Page	CIMCO-item no.	PU	Page	CIMCO-item no.	PU	Page	CIMCO-item no.	PU	Page
13 5044	1	194	14 0228	1 Pair	244	14 0778	1	80	14 1264	1 Pair	245
13 5046	1	193	14 0229	100	278	14 0779	1	80	14 1265	1 Pair	245
13 5048	1	195, 196	14 0235	1	278	14 0850	1	182	14 1266	1 Pair	245
13 5050	1	195 – 198	14 0236	1	278	14 0852	1	182	14 1267	1 Pair	245
13 5054	1	195	14 0237	1 Pair	244	14 0854	1	182	14 1268	1 Pair	245
13 5056	1	196 – 197	14 0238	1 Pair	244	14 0856	1	182	14 1272	1 Pair	246
13 5058	1	196	14 0239	1 Pair	244	14 0858	1	182	14 1273	1 Pair	246
13 5060	1	196	14 0240	1 Pair	244	14 0860	1	182	14 1274	1 Pair	246
13 5062	1	197	14 0241	1 Pair	244	14 0862	1	182	14 1275	1 Pair	246
13 5064	1	197	14 0242	1 Pair	244	14 0864	1	182	14 1276	1 Pair	245
13 5066	1	197	14 0243	1 Pair	244	14 0869	1	183	14 1277	1 Pair	245
13 5070	1	197 – 198	14 0244	1 Pair	244	14 0870	1	183	14 1278	1 Pair	245
13 5072	1	191 – 192, 201	14 0245	1 Pair	244	14 0871	1	183	14 1279	1 Pair	245
13 5074	1	201	14 0246	1 Pair	244	14 0872	1	183	14 1280	1	247
13 5076	1	201	14 0247	1 Pair	244	14 0873	1	183	14 1281	1 Pair	245
13 5078	1	201	14 0250	1	248	14 0874	1	183	14 1284	1	246
13 5080	10	200	14 0252	1	243	14 0875	1	183	14 1314	1	259
13 5088	1	201	14 0253	1	243	14 0876	1	183	14 1320	1	185
			14 0255	1	248	14 0886	1	183	14 1325	1	185
14 0040	1	125	14 0260	1	243	14 0887	1	183	14 1330	1	259
14 0042	1	125	14 0261	1	243	14 0888	1	183	14 1340	1	259
14 0044	1	125	14 0268	1	243	14 0889	1	182	14 1494	1	133
14 0046	1	125	14 0272	1	246	14 0890	1	182	14 1620	1	128
14 0048	1	125	14 0274	1	246	14 0891	1	182	14 1630	1	128
14 0050	1	125	14 0275	1	246	14 0892	1	182	14 1650	1	128
14 0052	1	125	14 0279	1	247	14 0893	1	182	14 1796	1	131
14 0054	1	125	14 0280	1 Pair	247	14 0894	1	182	14 1802	1	131
14 0056	1	125	14 0282	1	247	14 0895	1	182	14 1806	1	131
14 0058	1	125	14 0284	1	247	14 0896	1	182	14 1808	1	131
14 0060	1	125	14 0286	1	247	14 0900	1	183	14 1812	1	131
14 0062	1	125	14 0287	1	242	14 0902	1	183	14 1816	1	131
14 0065	1	125	14 0288	50	247	14 0902	1	183	14 1816	1	131
14 0067	1	125	14 0288	50	247	14 0970	1	182	14 1842	1	131
14 0069	1	125	14 0295	1	242	14 0972	1	182	14 1844	1	131
14 0100	1	111	14 0302	1	206	14 0974	1	182	14 1846	1	131
14 0102	1	111, 242	14 0306	1	206	14 0976	1	182	14 2008	1	252
14 0120	1	212	14 0310	1	206	14 0978	1	182	14 2009	1	252
14 0150	1	244	14 0320	1	207, 215	14 0980	1	182	14 2012	1	252
14 0154	1	242	14 0322	1	207, 215	14 0982	1	182	14 2014	1	252
14 0156	1	242	14 0330	24 Bag	268	14 0984	1	182	14 2016	1	252
14 0157	1	242	14 0334	120 Bag	268	14 0986	1	182	14 2020	1	128
14 0158	1	242	14 0335	44 Bucket	268	14 0988	1	182	14 2024	1	128
14 0159	1	242	14 0338	40 Bag	268	14 1020	1	182	14 2028	1	128
14 0160	1	242	14 0342	40 Bag	269	14 1022	1	182	14 2035	1	128
14 0161	1	242	14 0346	80 Bucket	269	14 1070	1	129	14 2060	1	127
14 0162	1	242	14 0348	44 Bucket	269	14 1072	1	129	14 2062	1	127
14 0166	1	242	14 0455	1	249	14 1073	1	129	14 2064	1	127
14 0168	1	242	14 0456	1	249	14 1074	1	129	14 2066	1	127
14 0170	1	242	14 0458	1	249	14 1078	1	129	14 2068	1	127
14 0172	1	242	14 0460	1	249	14 1080	1	129	14 2070	1	127
14 0174	1	242	14 0462	1	249	14 1225	1 Pair	245	14 2072	1	127
14 0176	1	242	14 0464	1	251	14 1229	1 Pair	245	14 2074	1	127
14 0177	1	242	14 0466	1	251	14 1230	1 Pair	245	14 2076	1	127
14 0179	1	242	14 0470	1	250	14 1231	1 Pair	245	14 2078	1	127
14 0180	1	242	14 0472	1	250	14 1233	1 Pair	245	14 2120	1	128
14 0185	1	243	14 0475	1	251	14 1235	1 Pair	245	14 2122	1	128
14 0198	1	243	14 0476	1	251	14 1237	1 Pair	245	14 2124	1	128
14 0200	1	243	14 0490	1	251	14 1238	1 Pair	245	14 2130	1	129
14 0201	1	243	14 0495	1	250	14 1239	1 Pair	245	14 2132	1	129
14 0202	1	243	14 0496	1	250	14 1240	1 Pair	246	14 2134	1	129
14 0203	1	243	14 0500	1	251	14 1241	1 Pair	246	14 2140	1	129
14 0205	1	246	14 0738	1000	80	14 1242	1 Pair	246	14 2144	1	129
14 0206	1	243	14 0740	1000	80	14 1243	1 Pair	246	14 2146	1	129
14 0210	1	244	14 0742	1000	80	14 1244	1 Pair	246	14 2150	1	129
14 0214	1 Pair	244	14 0744	1000	80	14 1245	1 Pair	246	14 2152	1	129
14 0215	1 Pair	244	14 0750	1 kg	80	14 1246	1 Pair	246	14 2160	1	134
14 0217	1	242	14 0752	1 kg	80	14 1247	1 Pair	246	14 2161	1	134
14 0218	1	242	14 0754	1 kg	80	14 1248	1 Pair	245	14 2162	1	134
14 0219	1 Pair	244	14 0758	1 kg	80	14 1249	1	130	14 2163	1	131
14 0220	1 Pair	244	14 0760	1 kg	80	14 1250	1	259	14 2180	1	128
14 0221	1 Pair	244	14 0762	1 kg	80	14 1251	1	130	14 2188	1	125
14 0222	1 Pair	244	14 0764	1 kg	80	14 1252	1	130	14 2190	1	128
14 0224	1	242	14 0768	1	80	14 1260	1 Pair	245	14 2192	1	135
14 0225	1	242	14 0770	1	80	14 1261	1 Pair	245	14 2193	1	135
14 0227	1 Pair	244	14 0772	1	80	14 1262	1 Pair	245	14 2194	1	135
			14 0774	1	80	14 1263	1 Pair	245	14 2195	1	135

TECHNICAL APPENDIX, NUMERICAL LIST, INDEX, SALES

CIMCO-item no.	PU	Page	CIMCO-item no.	PU	Page	CIMCO-item no.	PU	Page	CIMCO-item no.	PU	Page
14 2196	1	135	14 2540	1	130	14 6842	1	249	15 1094	1	266
14 2197	1	135	14 2541	1	130	14 6900	1	274	15 1100	1	267
14 2221	1	132	14 2545	1	130	14 6902	1	274	15 1102	1	267
14 2222	1	132	14 2550	1	130	14 7026	1	124	15 1110	1	267
14 2223	1	132	14 2551	1	130	14 7027	1	124	15 1114	1	267
14 2224	1	132	14 2555	1	130	14 7028	1	124	15 1120	1	265
14 2226	1	132	14 2556	1	130	14 7029	1	124	15 1122	1	265
14 2227	1	132	14 2560	1	130	14 7174	1	133	15 1126	1	265
14 2228	1	132	14 2565	1	130	14 7175	1	133	15 1138	1	264
14 2229	1	132	14 2570	1	130	14 7183	1	133	15 1140	1	268
14 2230	1	132	14 2571	1	130	14 8061	1	129	15 1142	1	268
14 2231	1	132	14 2575	1	130	14 8066	1	129	15 1150	1	264
14 2241	1	132	14 2576	1	130				15 1151	1	264
14 2242	1	132	14 2578	1	130	15 0052	1	262	15 1152	1	264
14 2243	1	132	14 2698	1 Pair	123	15 0054	1	262	15 1154	1	266
14 2244	1	132	14 2702	1 Pair	123	15 0056	1	262	15 1156	1	266
14 2245	1	132	14 2704	1 Pair	123	15 0058	1	262	15 1200	1	267
14 2250	1	132	14 2706	1 Pair	123	15 0062	1	262	15 1210	1	266
14 2251	1	132	14 2730	1	123	15 0064	1	262	15 1215	1	266
14 2252	1	132	14 2732	1	123	15 0066	1	262	15 1220	1	267
14 2253	1	132	14 2740	1	122	15 0068	1	262	15 1222	1	267
14 2271	1	132	14 2744	1	123	15 0074	1	262	15 1224	1	267
14 2272	1	132	14 2748	1	123	15 0076	1	262	15 1250	1	266
14 2273	1	132	14 2750	1	122	15 0078	1	262	15 1251	1	266
14 2274	1	132	14 2752	1	122	15 0080	1	262	15 1252	1	266
14 2275	1	132	14 2754	1	122	15 0082	1	262	15 1254	1	266
14 2276	1	132	14 2756	1	122	15 0104	1	262	15 1260	1	267
14 2277	1	132	14 2760	1	124	15 0140	1 kg	262	15 1262	1	267
14 2278	1	132	14 2762	1	124	15 0152	1	262	15 1264	1	267
14 2279	1	132	14 2764	1	124	15 0154	1	262	15 1270	1	268
14 2280	1	133	14 2766	1	124	15 0156	1	262	15 1610	1	275
14 2281	1	133	14 2768	1	124	15 0158	1	262	15 1612	1	275
14 2285	1	133	14 3024	1	276	15 0160	1 kg	262	15 1614	1	275
14 2286	1	133	14 3026	1	276	15 0161	1 kg	262	15 1616	1	275
14 2290	1	133	14 3028	1	276	15 0162	1	262	15 1624	1	274
14 2291	1	133	14 3030	1	276	15 0164	1	262	15 1626	1	274
14 2292	1	133	14 3032	1	276	15 0166	1	262	15 1628	1	274
14 2293	1	133	14 3208	1	133	15 0168	1	262	15 1630	1	274
14 2300	1	135	14 4630	1	128	15 0174	1	262	15 1634	1	275
14 2301	1	134	14 5000	10	277	15 0176	1	262	15 1636	1	275
14 2302	1	134	14 5001	1 Roll	277	15 0178	1	262			
14 2303	1	134	14 5004	1	277	15 0180	1	262	16 0000	1	370
14 2304	1	134	14 5006	1	277	15 0182	1	262	16 0100	1	370
14 2310	1	133	14 5007	1 Roll	277	15 0230	1	262	16 0101	1	370
14 2320	1	123	14 5010	1 Roll	278	15 0232	1	262	16 0102	1	370
14 2322	1	123	14 5018	1 Bucket	274	15 0240	1	263	16 0103	1	370
14 2323	1	123	14 5020	2	277	15 0300	1	263	16 0104	1	370
14 2324	1	123	14 5022	1	277	15 0301	1	263	16 0105	1	370
14 2325	1	124	14 5024	1	277	15 0370	1	253	16 0106	1	370
14 2326	1	124	14 5026	1	248, 278	15 0448	1	263	16 0107	1	370
14 2328	1	124	14 5028	1	248, 278	15 0449	1	263	16 0108	1	370
14 2330	1	124	14 5030	1	248, 278	15 0453	1	263	16 0109	1	370
14 2331	1	124	14 5032	1	248, 278	15 0456	1	263	16 0110	1	370
14 2332	1	124	14 5034	1	248, 278	15 0457	1	263	16 0111	1	370
14 2335	1	124	14 5036	1	248, 278	15 0600	1	263	16 0112	1	370
14 2336	1	124	14 6208	1	272	15 0601	1	263	16 0113	1	370
14 2350	1	128	14 6210	1	272	15 0602	1	263	16 0114	1	370
14 2498	1	131	14 6212	1	272	15 0603	1	263	16 0115	1	370
14 2500	1	131	14 6214	1	272	15 0700	1	263	16 0116	1	370
14 2501	1	131	14 6270	1	126	15 0702	1	263	16 0117	1	370
14 2502	1	131	14 6271	1	126	15 0730	1	264	16 0118	1	370
14 2503	1	131	14 6292	1	126	15 0800	1	263	16 0119	1	370
14 2504	1	131	14 6506	1	272	15 0810	1	263	16 0130	1	370
14 2505	1	131	14 6508	1	272	15 1000	1	264	16 0131	1	370
14 2506	1	134	14 6510	1	272	15 1002	1	264	16 0132	1	370
14 2507	1	134	14 6512	1	272	15 1004	1	135, 265	16 0133	1	370
14 2508	1	134	14 6706	1	273	15 1010	1	377	16 0134	1	370
14 2509	1	134	14 6707	1	273	15 1012	1	377	16 0135	1	370
14 2510	1	134	14 6708	1	273	15 1014	1	377	16 0136	1	370
14 2511	1	134	14 6710	1	273	15 1040	1	265	16 0137	1	370
14 2520	1	134	14 6712	1	273	15 1050	1	266	16 0138	1	370
14 2521	1	134	14 6725	1	273	15 1051	1	266	16 0139	1	370
14 2522	1	134	14 6800	1	273	15 1052	1	266	16 0140	1	370
14 2523	1	134	14 6810	1	273	15 1090	1	265	16 0141	1	370
14 2524	1	134	14 6817	1	248	15 1092	1	265	16 0142	1	370

- 1
- 2
- 3
- 4
- 5
- 6
- 7
- 8
- 9
- 10
- 11
- 12
- 13
- 14
- 15
- 16
- 17
- 18
- 19
- 20
- 21
- 22
- 23
- 24
- 25
- 26

TECHNICAL APPENDIX, NUMERICAL LIST, INDEX, SALES

CIMCO-item no.	PU	Page	CIMCO-item no.	PU	Page	CIMCO-item no.	PU	Page	CIMCO-item no.	PU	Page
16 0143	1	370	17 0004	1	52	17 8015	1	14	18 0230	100	322
16 0144	1	370	17 0060	1	53	17 8076	1	14	18 0232	100	322
16 0145	1	370	17 0073	1	16	17 8077	1	14	18 0234	100	322
16 0146	1	370	17 0074	1	13	17 8176	1	15	18 0235	100	322
16 0148	1	370	17 0075	1	16	17 8177	1	15	18 0236	100	322
16 0149	1	370	17 0076	1	13	17 8178	1	15	18 0238	100	322
16 0150	1	370	17 0078	1	51	17 8182	1 Pair	47	18 0240	100	322
16 0160	1	370	17 0092	1	12	17 8184	1 Pair	47	18 0241	100	322
16 0170	1	370	17 0094	1	12	17 9908	1	47	18 0242	100	322
16 0201	1	371	17 0096	1	12	17 9909	1	47	18 0243	100	322
16 0202	1	371	17 0098	1	12	17 9922	1	47	18 0244	100	322
16 0203	1	371	17 0120	1	346	17 9938	1	47	18 0245	100	322
16 0204	1	371	17 0142	1	53	17 9988	1	47	18 0246	100	322
16 0205	1	371	17 0144	1	53	17 9991	1	47	18 0247	100	322
16 0250	1	371	17 0175	1	28				18 0248	100	322
16 0260	1	371	17 0252	1	53	18 0000	100	336	18 0249	100	322
16 0262	1	371	17 0275	1	47	18 0001	100	336	18 0250	100	322
16 0280	1	371	17 0300	1	43	18 0002	100	336	18 0252	100	322
16 0282	1	371	17 0310	1	18	18 0004	1	336	18 0254	100	322
16 0302	1	374	17 0312	1	17	18 0005	1	336	18 0256	100	322
16 0304	1	374	17 0331	1	40	18 0006	1	336	18 0258	100	322
16 0306	1	374	17 0360	1	59, 237	18 0008	100	320	18 0260	100	322
16 0308	1	374	17 0362	1	234	18 0010	100	320	18 0270	100	322
16 2000	1	373	17 0374	1	31	18 0014	100	320	18 0272	100	322
16 2001	1	373	17 0376	1	30	18 0016	100	320	18 0274	100	322
16 2002	1	373	17 0378	1	54, 236	18 0020	100	320	18 0280	100	323
16 2003	1	373	17 0420	1	55	18 0024	100	320	18 0282	100	323
16 2004	1	373	17 0430	1	51	18 0026	100	320	18 0284	100	323
16 2005	1	373	17 0431	1	33	18 0027	100	320	18 0286	100	323
16 2010	1	373	17 0440	1	52	18 0028	100	320	18 0288	100	323
16 2011	1	373	17 0500	1	42	18 0029	100	320	18 0290	100	323
16 2012	1	373	17 0528	1	44	18 0030	100	320	18 0291	100	323
16 2013	1	373	17 0530	1	44	18 0034	100	320	18 0292	100	323
16 2014	1	373	17 0532	1	44	18 0036	100	320	18 0294	100	323
16 2015	1	373	17 0600	1	37	18 0038	100	320	18 0300	100	324
16 2016	1	373	17 0601	1	20	18 0040	100	320	18 0302	100	324
16 2020	1	373	17 0602	1	29	18 0042	100	320	18 0304	100	324
16 2021	1	373	17 0603	1	36	18 0050	100	320	18 0310	100	323
16 2022	1	373	17 0780	1	53	18 0052	100	320	18 0312	100	323
16 2023	1	373	17 0782	1	58	18 0054	100	320	18 0314	100	323
16 2024	1	373	17 0930	1	11	18 0056	100	320	18 0318	100	324
16 2025	1	373	17 0932	1	11	18 0058	100	320	18 0320	100	324
16 2026	1	373	17 0940	1	51	18 0070	100	320	18 0322	100	324
16 2030	1	373	17 0996	1	60	18 0072	100	320	18 0324	100	324
16 2031	1	373	17 2004	1	42	18 0074	50	320	18 0328	100	324
16 2032	1	373	17 2021	1	46	18 0076	50	320	18 0330	100	324
16 2033	1	373	17 3136	1	57	18 0078	50	320	18 0332	100	324
16 2034	1	373	17 3310	1	61	18 0080	50	320	18 0334	100	324
16 2035	1	373	17 5085	1	16	18 0082	50	320	18 0340	100	324
16 2036	1	373	17 5102	1	57	18 0084	50	320	18 0342	100	324
16 2040	1	373	17 5104	1	58	18 0086	50	320	18 0346	50	324
16 2041	1	373	17 5108	1	58	18 0088	50	320	18 0352	15	325
16 2042	1	373	17 5110	1	58	18 0118	100	321	18 0400	100	317
16 2043	1	373	17 5112	1	57	18 0120	100	321	18 0402	100	317
16 2044	1	373	17 5114	1	57	18 0124	100	321	18 0403	100	317
16 2045	1	373	17 5120	1	58	18 0126	100	321	18 0407	100	317
16 2046	1	373	17 5130	1	57	18 0128	100	321	18 0408	100	317
16 2050	1	373	17 5132	1	58	18 0140	100	321	18 0410	100	317
16 2051	1	373	17 5134	1	57	18 0144	100	321	18 0412	100	317
16 2052	1	373	17 5230	1	19	18 0146	100	321	18 0413	100	317
16 2053	1	373	17 5331	1	38	18 0148	100	321	18 0416	100	317
16 2054	1	373	17 5370	1	35, 238	18 0160	100	321	18 0418	100	317
16 2055	1	373	17 5410	1	39	18 0162	100	321	18 0420	100	317
16 2056	1	373	17 5431	1	34	18 0164	100	321	18 0422	100	317
16 2830	1	372	17 6000	1	52	18 0166	100	321	18 0423	100	317
16 2831	1	372	17 6028	1	13	18 0168	100	321	18 0426	100	317
16 2840	1	372	17 6350	1	32	18 0170	100	321	18 0428	100	317
16 2841	1	372	17 6410	1	41	18 0172	100	321	18 0430	100	317
16 2861	1	374	17 6836	1	26, 240	18 0174	50	321	18 0432	100	317
16 2862	1	374	17 6878	1	21	18 0220	100	321	18 0434	100	317
16 2863	1	374	17 6880	1	22	18 0222	100	321	18 0436	100	317
16 2900	1	374	17 6882	1	24	18 0224	100	321	18 0438	100	317
16 2950	1	374	17 6898	1	23	18 0226	100	321	18 0440	100	317
			17 7500	1	69	18 0227	100	321	18 0442	100	317
			17 7502	1	69	18 0228	100	321	18 0444	50	317

TECHNICAL APPENDIX, NUMERICAL LIST, INDEX, SALES

CIMCO-item no.	PU	Page	CIMCO-item no.	PU	Page	CIMCO-item no.	PU	Page	CIMCO-item no.	PU	Page
18 0446	100	317	18 0692	100	304	18 0830	1	305	18 1240	100	327
18 0448	100	317	18 0694	100	304	18 0832	1	305	18 1242	100	327
18 0450	100	317	18 0696	100	304	18 0900	100	307	18 1244	100	327
18 0452	100	317	18 0697	100	304	18 0902	100	307	18 1246	100	327
18 0454	100	317	18 0698	100	304	18 0904	100	307	18 1248	100	327
18 0456	100	317	18 0700	100	304	18 0906	100	307	18 1250	100	327
18 0458	1	317	18 0702	100	304	18 0908	100	307	18 1252	100	327
18 0460	1	317	18 0704	100	304	18 0910	100	307	18 1254	100	327
18 0462	1	317	18 0705	100	304	18 0912	100	307	18 1256	100	327
18 0464	1	317	18 0706	100	304	18 0914	100	307	18 1258	100	327
18 0466	1	317	18 0709	100	304	18 0916	1	307	18 1260	100	327
18 0468	1	317	18 0710	100	304	18 0918	1	307	18 1262	100	327
18 0470	1	317	18 0712	100	304	18 0920	1	307	18 1300	1	336
18 0472	1	317	18 0714	100	304	18 0922	1	307	18 1336	100	343
18 0474	1	317	18 0715	100	304	18 0924	1	307	18 1337	100	343
18 0476	1	317	18 0718	50	304	18 0926	1	307	18 1338	100	343
18 0478	1	317	18 0720	50	304	18 0928	1	307	18 1339	100	343
18 0480	1	317	18 0722	50	304	18 0930	1	307	18 1340	100	343
18 0482	1	317	18 0724	50	304	18 0932	1	307	18 1341	100	343
18 0484	1	317	18 0725	50	304	18 0934	1	307	18 1342	100	343
18 0486	1	317	18 0726	50	304	18 0940	100	330	18 1343	100	343
18 0488	1	317	18 0730	1	304	18 0942	100	330	18 1344	100	343
18 0490	1	317	18 0732	1	304	18 0944	100	330	18 1345	100	343
18 0492	1	317	18 0734	1	304	18 0946	100	330	18 1347	50	343
18 0494	1	317	18 0735	1	304	18 0948	100	330	18 1348	50	343
18 0496	1	317	18 0736	1	304	18 0949	100	330	18 1351	1	383
18 0498	1	317	18 0737	1	304	18 0950	100	331	18 1360	100	340
18 0500	1	317	18 0739	1	304	18 0952	100	331	18 1361	100	340
18 0502	1	317	18 0740	1	304	18 0960	1	318, 377	18 1362	100	340
18 0504	1	317	18 0742	1	304	18 0962	1	318, 377	18 1363	100	340
18 0506	1	317	18 0744	1	304	18 0964	1	318, 377	18 1364	100	340
18 0508	1	317	18 0745	1	304	18 0966	1	318, 377	18 1365	100	340
18 0510	1	317	18 0746	1	304	18 0968	1	318, 377	18 1366	100	340
18 0512	1	317	18 0747	1	304	18 0988	100	330	18 1367	100	340
18 0514	1	317	18 0749	1	305	18 0990	100	330	18 1368	100	340
18 0516	1	317	18 0750	1	305	18 0992	100	330	18 1369	100	340
18 0520	100	318	18 0752	1	305	18 0994	100	330	18 1371	100	340
18 0522	100	318	18 0754	1	305	18 0996	100	330	18 1372	100	340
18 0524	100	318	18 0755	1	305	18 0998	100	330	18 1373	100	340
18 0530	100	318	18 0756	1	305	18 0999	100	330	18 1374	100	340
18 0532	100	318	18 0758	1	305	18 1000	100	330	18 1375	100	340
18 0534	100	318	18 0759	1	305	18 1001	100	330	18 1376	100	340
18 0536	100	318	18 0760	1	305	18 1002	100	330	18 1377	100	340
18 0540	100	318	18 0762	1	305	18 1003	100	330	18 1378	100	340
18 0542	100	318	18 0763	1	305	18 1004	100	330	18 1379	100	340
18 0544	100	318	18 0764	1	305	18 1005	100	331	18 1380	100	345
18 0546	100	318	18 0766	1	305	18 1006	100	331	18 1381	100	345
18 0550	100	318	18 0768	1	305	18 1007	100	331	18 1382	100	345
18 0552	100	318	18 0770	1	305	18 1008	100	331	18 1383	100	345
18 0560	100	318	18 0772	1	305	18 1009	100	331	18 1384	100	345
18 0562	100	318	18 0773	1	305	18 1010	100	331	18 1385	100	345
18 0590	100	318	18 0774	1	305	18 1012	100	331	18 1386	100	345
18 0592	100	318	18 0776	1	305	18 1014	100	331	18 1389	100	345
18 0594	100	318	18 0778	1	305	18 1016	100	331	18 1390	100	340
18 0600	100	318	18 0780	1	305	18 1018	100	331	18 1391	100	340
18 0602	100	318	18 0782	1	305	18 1020	100	331	18 1392	50	340
18 0604	100	318	18 0783	1	305	18 1022	50	331	18 1393	50	340
18 0606	1	318	18 0784	1	305	18 1023	50	331	18 1394	100	340
18 0608	1	318	18 0786	1	305	18 1024	50	331	18 1395	50	340
18 0610	1	318	18 0788	1	305	18 1025	50	331	18 1400	1	268
18 0612	1	318	18 0790	1	305	18 1026	50	331	18 1401	1	268
18 0650	100	304	18 0791	1	305	18 1027	50	331	18 1402	100	340
18 0652	100	304	18 0792	1	305	18 1200	100	326	18 1404	100	340
18 0654	100	304	18 0794	1	305	18 1202	100	326	18 1408	100	340
18 0660	100	304	18 0798	1	305	18 1204	100	326	18 1420	100	342
18 0662	100	304	18 0800	1	305	18 1210	100	326	18 1422	100	342
18 0664	100	304	18 0801	1	305	18 1212	100	326	18 1424	100	342
18 0670	100	304	18 0802	1	305	18 1214	100	326	18 1426	100	342
18 0672	100	304	18 0804	1	305	18 1220	100	326	18 1450	100	342
18 0674	100	304	18 0818	1	305	18 1222	100	326	18 1452	100	342
18 0676	100	304	18 0819	1	305	18 1224	100	326	18 1454	100	342
18 0680	100	304	18 0820	1	305, 259	18 1226	100	326	18 1456	100	342
18 0682	100	304	18 0822	1	305	18 1230	100	326	18 1460	100	342
18 0684	100	304	18 0826	1	305	18 1232	100	326	18 1462	100	342
18 0686	100	304	18 0828	1	305	18 1234	100	326	18 1464	100	342

- 1
- 2
- 3
- 4
- 5
- 6
- 7
- 8
- 9
- 10
- 11
- 12
- 13
- 14
- 15
- 16
- 17
- 18
- 19
- 20
- 21
- 22
- 23
- 24
- 25
- 26

TECHNICAL APPENDIX, NUMERICAL LIST, INDEX, SALES

CIMCO-item no.	PU	Page	CIMCO-item no.	PU	Page	CIMCO-item no.	PU	Page	CIMCO-item no.	PU	Page
18 1466	100	342	18 1651	1	379	18 1882	100	345	18 2123	100	328
18 1470	100	342	18 1660	1 Box	379	18 1884	100	345	18 2124	100	328
18 1472	100	342	18 1661	1 Box	379	18 1890	100	341	18 2125	100	328
18 1474	100	342	18 1662	1 Box	379	18 1891	100	341	18 2126	25	328
18 1476	100	342	18 1663	1 Box	379	18 1892	50	341	18 2127	100	328
18 1480	100	342	18 1664	1 Box	379	18 1893	50	341	18 2128	25	328
18 1482	100	342	18 1665	1 Box	379	18 1894	100	341	18 2129	25	328
18 1484	100	342	18 1666	1 Box	379	18 1895	50	341	18 2131	25	328
18 1486	100	342	18 1667	1 Box	379	18 1900	10	348	18 2132	25	328
18 1487	100	344	18 1670	1 Box	379	18 1902	10	348	18 2133	25	328
18 1488	100	344	18 1671	1 Box	379	18 1904	10	348	18 2134	25	328
18 1489	100	344	18 1672	1 Box	379	18 1910	25	348	18 2135	25	328
18 1490	100	341	18 1673	1 Box	379	18 1912	25	348	18 2140	100	331
18 1491	100	341	18 1674	1 Box	379	18 1914	25	348	18 2188	100	331
18 1492	100	341	18 1675	1 Box	379	18 1920	1 Roll	349	18 2190	100	331
18 1495	100	341	18 1676	1 Box	379	18 1922	1 Roll	349	18 2192	100	331
18 1496	100	341	18 1677	1 Box	379	18 1924	1 Roll	349	18 2194	100	331
18 1497	100	341	18 1680	1 Box	382	18 1926	1 Roll	349	18 2196	100	331
18 1502	1	334	18 1690	1 Box	382	18 1928	1 Roll	349	18 2198	100	331
18 1503	1	334	18 1710	100	344	18 1980	1 Roll	349	18 2199	100	331
18 1504	1	334	18 1712	100	344	18 2040	1000	328	18 2200	100	331
18 1505	1	334	18 1713	100	344	18 2042	1000	328	18 2201	100	331
18 1506	1	334	18 1714	100	344	18 2046	1000	328	18 2202	100	331
18 1507	1	334	18 1716	100	344	18 2048	1000	328	18 2203	100	331
18 1510	1	334	18 1720	100	344	18 2049	1000	328	18 2204	100	331
18 1512	1	334	18 1722	100	344	18 2050	1000	328	18 2205	100	331
18 1520	1	334	18 1723	100	344	18 2051	1000	328	18 2206	100	331
18 1530	1	325	18 1724	100	344	18 2052	1000	328	18 2207	100	331
18 1540	1	325	18 1726	100	344	18 2054	1000	328	18 2208	100	332
18 1545	1	319	18 1728	100	344	18 2055	1000	328	18 2209	100	332
18 1546	1	319	18 1731	100	344	18 2056	1000	328	18 2210	100	332
18 1600	1 Roll	378	18 1732	100	344	18 2057	1000	328	18 2212	100	332
18 1601	1 Roll	378	18 1734	100	344	18 2058	1000	328	18 2214	100	332
18 1602	1 Roll	378	18 1736	100	343	18 2059	1000	328	18 2216	100	332
18 1603	1 Roll	378	18 1737	100	343	18 2060	1000	328	18 2218	100	332
18 1604	1 Roll	378	18 1738	100	343	18 2062	1000	328	18 2220	100	332
18 1605	1 Roll	378	18 1739	100	343	18 2064	1000	328	18 2222	50	332
18 1606	1 Roll	378	18 1740	100	343	18 2066	1000	328	18 2223	50	332
18 1607	1 Roll	378	18 1741	100	343	18 2067	1000	328	18 2224	50	332
18 1608	1 Roll	378	18 1742	100	343	18 2070	1000	328	18 2225	50	332
18 1609	1 Roll	378	18 1743	100	343	18 2071	1000	328	18 2226	50	332
18 1610	1 Box	378	18 1744	100	343	18 2072	1000	328	18 2227	50	332
18 1611	1 Box	378	18 1745	100	343	18 2074	1000	328	18 2242	100	331
18 1612	1 Box	378	18 1747	50	343	18 2075	1000	328	18 2244	100	331
18 1613	1 Box	378	18 1748	50	343	18 2078	1000	328	18 2246	100	331
18 1614	1 Box	378	18 1750	100	344	18 2080	1000	328	18 2248	100	331
18 1615	1 Box	378	18 1752	100	344	18 2082	250	328	18 2249	100	331
18 1616	1 Box	378	18 1754	100	344	18 2083	250	328	18 2250	100	331
18 1617	1 Box	378	18 1756	100	344	18 2085	250	328	18 2252	100	332
18 1618	1 Box	378	18 1758	100	344	18 2086	250	328	18 2310	100	329
18 1619	1 Box	378	18 1760	100	344	18 2088	250	328	18 2312	100	329
18 1620	1	378	18 1762	100	345	18 2089	250	328	18 2314	100	329
18 1621	1	378	18 1764	100	345	18 2092	250	328	18 2316	100	329
18 1622	1	378	18 1802	100	341	18 2094	250	328	18 2318	100	329
18 1623	1	378	18 1804	100	341	18 2096	250	328	18 2320	100	329
18 1624	1	378	18 1850	100	342	18 2097	250	328	18 2322	100	329
18 1625	1	378	18 1860	100	341	18 2100	250	328	18 2324	100	329
18 1626	1	378	18 1861	100	341	18 2102	250	328	18 2326	100	329
18 1627	1	378	18 1862	100	341	18 2103	250	328	18 2328	100	329
18 1628	1	378	18 1863	100	341	18 2104	250	328	18 2330	100	329
18 1629	1	378	18 1864	100	341	18 2105	250	328	18 2332	100	329
18 1630	1	378	18 1865	100	341	18 2106	100	328	18 2334	100	329
18 1631	1	378	18 1866	100	341	18 2108	100	328	18 2335	100	329
18 1632	1	378	18 1867	100	341	18 2110	100	328	18 2336	100	329
18 1640	1 Box	379	18 1868	100	341	18 2111	100	328	18 2338	100	330
18 1641	1 Box	379	18 1869	100	341	18 2112	100	328	18 2340	100	330
18 1642	1 Box	379	18 1871	100	341	18 2113	100	328	18 2342	100	330
18 1643	1 Box	379	18 1872	100	341	18 2114	100	328	18 2344	100	330
18 1644	1 Box	379	18 1873	100	341	18 2115	100	328	18 2346	100	330
18 1645	1 Box	379	18 1874	100	341	18 2116	100	328	18 2348	100	330
18 1646	1 Box	379	18 1875	100	341	18 2118	100	328	18 2350	100	330
18 1647	1 Box	379	18 1876	100	341	18 2119	100	328	18 2352	100	330
18 1648	1	379	18 1877	100	341	18 2120	100	328	18 2354	100	330
18 1649	1	379	18 1878	100	341	18 2121	100	328	18 2356	100	330
18 1650	1	379	18 1879	100	341	18 2122	25	328	18 2358	100	330

TECHNICAL APPENDIX, NUMERICAL LIST, INDEX, SALES

CIMCO-item no.	PU	Page	CIMCO-item no.	PU	Page	CIMCO-item no.	PU	Page	CIMCO-item no.	PU	Page
18 2360	100	330	18 2660	1	352	18 3004	100	335	18 3154	1	306
18 2362	50	330	18 2662	1	352	18 3008	50	335	18 3155	1	306
18 2364	50	330	18 2670	1	352	18 3010	50	335	18 3156	1	306
18 2366	50	330	18 2690	1	353	18 3012	50	335	18 3157	1	306
18 2368	50	330	18 2693	1	352	18 3020	25	335	18 3158	1	306
18 2370	50	330	18 2694	1	352	18 3022	25	335	18 3159	1	306
18 2372	50	330	18 2695	1	352	18 3024	25	335	18 3160	100	306
18 2374	25	330	18 2710	1	354	18 3026	25	335	18 3161	100	306
18 2376	25	330	18 2712	1	354	18 3028	25	335	18 3162	100	306
18 2378	25	330	18 2714	1	354	18 3030	1	306	18 3163	100	306
18 2380	25	330	18 2716	1	354	18 3031	1	306	18 3164	100	306
18 2400	100	333	18 2718	1	355	18 3032	1	306	18 3165	100	306
18 2402	100	333	18 2720	1	355	18 3033	1	306	18 3166	100	306
18 2404	100	333	18 2722	1	355	18 3034	100	306	18 3167	100	306
18 2406	100	333	18 2724	1	355	18 3035	100	306	18 3168	100	306
18 2408	100	333	18 2726	1	355	18 3036	1	306	18 3169	100	306
18 2410	100	333	18 2728	1	355	18 3037	1	306	18 3170	100	306
18 2412	100	333	18 2730	1	355	18 3038	1	306	18 3171	100	306
18 2414	100	333	18 2732	1	355	18 3039	1	306	18 3172	100	306
18 2416	100	333	18 2734	1	355	18 3040	1	306	18 3173	100	306
18 2418	100	333	18 2736	1	355	18 3041	1	306	18 3174	100	306
18 2420	100	333	18 2738	1	356	18 3042	1	306	18 3175	100	306
18 2422	100	333	18 2740	1	356	18 3043	1	306	18 3176	100	306
18 2424	100	333	18 2742	1	356	18 3044	1	306	18 3177	100	306
18 2430	100	333	18 2744	1	356	18 3045	1	306	18 3180	100	307
18 2432	100	333	18 2746	1	356	18 3046	1	306	18 3182	100	307
18 2434	100	333	18 2748	1	356	18 3047	1	306	18 3184	100	307
18 2436	100	333	18 2750	1	356	18 3048	1	306	18 3186	100	307
18 2438	100	333	18 2752	1	356	18 3050	1	306	18 3188	100	307
18 2440	100	333	18 2754	1	357	18 3051	1	306	18 3190	50	307
18 2442	100	333	18 2756	1	357	18 3052	100	306	18 3192	1	307
18 2444	100	333	18 2758	1	357	18 3053	100	306	18 3194	1	307
18 2446	100	333	18 2760	1	357	18 3056	1	306	18 3196	1	307
18 2448	100	333	18 2762	1	357	18 3057	1	306	18 3198	1	307
18 2450	100	333	18 2775	1	354	18 3058	1	306	18 3200	1	307
18 2452	100	333	18 2776	1	354	18 3059	1	306	18 3202	1	307
18 2454	100	333	18 2777	1	354	18 3060	100	306	18 3204	1	307
18 2460	100	333	18 2778	1	354	18 3061	100	306	18 3206	1	307
18 2462	100	333	18 2779	1	354	18 3062	100	306	18 3255	100	310
18 2464	100	333	18 2780	1	358	18 3063	100	306	18 3256	100	310
18 2466	100	333	18 2781	1	354	18 3064	100	306	18 3258	100	310
18 2468	100	333	18 2782	1	358	18 3065	100	306	18 3260	100	310
18 2470	100	333	18 2783	1	354	18 3066	100	306	18 3262	100	310
18 2472	100	333	18 2784	1	358	18 3067	100	306	18 3265	50	310
18 2474	100	333	18 2785	1	354	18 3068	100	306	18 3266	50	310
18 2476	100	333	18 2786	1	358	18 3069	100	306	18 3268	50	310
18 2478	100	333	18 2787	1	354	18 3070	100	306	18 3270	50	310
18 2480	100	333	18 2788	1	358	18 3071	100	306	18 3272	50	310
18 2482	100	333	18 2789	1	354	18 3072	100	306	18 3275	50	310
18 2484	100	333	18 2790	1	358	18 3073	100	306	18 3276	50	310
18 2500	100	332	18 2791	1	354	18 3074	100	306	18 3278	50	310
18 2502	100	332	18 2792	1	354	18 3075	100	306	18 3280	50	310
18 2504	100	332	18 2793	1	354	18 3130	1	306	18 3282	50	310
18 2506	100	332	18 2794	1	354	18 3131	1	306	18 3286	1	310
18 2508	100	332	18 2795	1	354	18 3132	1	306	18 3288	1	310
18 2510	100	332	18 2796	1	354	18 3133	1	306	18 3290	1	310
18 2512	100	332	18 2797	1	354	18 3134	100	306	18 3292	1	310
18 2514	100	332	18 2800	1	358	18 3135	100	306	18 3294	1	310
18 2600	1	252	18 2802	1	358	18 3136	1	306	18 3296	1	310
18 2610	1	253	18 2804	1	358	18 3137	1	306	18 3298	1	310
18 2612	1	253	18 2806	1	358	18 3138	1	306	18 3300	1	310
18 2616	1	253	18 2808	1	358	18 3139	1	306	18 3302	1	310
18 2620	1	353	18 2810	1	358	18 3140	1	306	18 3304	1	310
18 2622	1	353	18 2812	1	359	18 3141	1	306	18 3306	1	311
18 2624	1	353	18 2814	1	359	18 3142	1	306	18 3308	1	311
18 2626	1	353	18 2816	1	359	18 3143	1	306	18 3310	1	311
18 2628	1	353	18 2818	1	359	18 3144	1	306	18 3312	1	311
18 2630	1	353	18 2822	1	359	18 3145	1	306	18 3314	1	311
18 2632	1	353	18 2824	1	359	18 3146	1	306	18 3316	1	311
18 2634	1	353	18 2826	1	359	18 3147	1	306	18 3318	1	311
18 2650	1	352	18 2828	1	359	18 3148	1	306	18 3320	1	311
18 2652	1	352	18 2830	1	359	18 3149	1	306	18 3322	1	311
18 2654	1	352	18 2832	1	359	18 3150	1	306	18 3324	1	311
18 2656	1	352	18 3000	100	335	18 3152	1	306	18 3326	1	311
18 2658	1	352	18 3002	100	335	18 3153	1	306	18 3328	1	311

- 1
- 2
- 3
- 4
- 5
- 6
- 7
- 8
- 9
- 10
- 11
- 12
- 13
- 14
- 15
- 16
- 17
- 18
- 19
- 20
- 21
- 22
- 23
- 24
- 25
- 26

TECHNICAL APPENDIX, NUMERICAL LIST, INDEX, SALES

	CIMCO-item no.	PU	Page	CIMCO-item no.	PU	Page	CIMCO-item no.	PU	Page	CIMCO-item no.	PU	Page
1												
2	18 3330	1	311	18 3476	1	316	18 3627	25	314	18 3850	1	308
	18 3332	1	311	18 3480	1	316	18 3628	25	314	18 3860	10	315
	18 3334	1	311	18 3481	1	316	18 3630	25	314	18 3861	10	315
3	18 3336	1	311	18 3482	1	316	18 3631	25	314	18 3862	10	315
	18 3338	1	311	18 3483	1	316	18 3632	25	314	18 3863	10	315
	18 3340	1	311	18 3484	1	316	18 3634	25	314	18 3864	10	315
4	18 3342	1	311	18 3500	100	312	18 3636	10	314	18 3865	10	315
	18 3344	1	311	18 3501	100	312	18 3637	10	314	18 3866	5	315
	18 3346	1	311	18 3502	100	312	18 3639	10	314	18 3867	5	315
5	18 3348	1	311	18 3503	100	312	18 3640	10	314	18 3868	1	315
	18 3350	1	311	18 3504	100	312	18 3641	10	314	18 3869	1	315
	18 3352	1	311	18 3505	100	312	18 3642	10	314	18 3910	10	315
6	18 3354	1	311	18 3506	100	312	18 3644	10	314	18 3911	10	315
	18 3356	1	311	18 3507	100	312	18 3645	10	314	18 3912	10	315
	18 3360	1	311	18 3508	100	312	18 3646	5	314	18 3914	10	315
7	18 3362	1	311	18 3509	50	312	18 3647	5	314	18 3915	10	315
	18 3364	1	311	18 3510	50	312	18 3648	5	314	18 3918	10	315
	18 3366	1	311	18 3511	50	312	18 3649	5	314	18 3919	10	315
8	18 3370	1	311	18 3512	25	312	18 3650	5	314	18 3923	10	315
	18 3372	1	311	18 3513	1	312	18 3651	5	314	18 3924	10	315
	18 3374	1	311	18 3514	1	312	18 3652	5	314	18 3928	10	315
9	18 3376	1	311	18 3515	1	312	18 3653	5	314	18 3930	10	315
	18 3380	1	311	18 3516	1	312	18 3654	5	314	18 3932	10	315
	18 3400	100	309	18 3517	1	312	18 3655	5	314	18 3934	10	315
10	18 3401	100	309	18 3518	1	312	18 3656	5	314	18 3937	5	315
	18 3402	1	309	18 3519	1	312	18 3657	5	314	18 3939	5	315
	18 3403	1	309	18 3520	1	312	18 3658	5	314	18 3942	5	315
11	18 3404	1	309	18 3521	1	312	18 3700	100	313	18 3944	5	315
	18 3405	1	309	18 3522	1	312	18 3701	100	313	18 3946	5	315
	18 3406	1	309	18 3523	1	312	18 3702	100	313	18 3948	5	315
12	18 3407	1	309	18 3524	1	312	18 3703	50	313	18 3951	1	315
	18 3408	1	309	18 3525	1	312	18 3704	1	313	18 3952	1	315
	18 3409	1	309	18 3526	1	312	18 3705	1	313	18 4060	1	377
13	18 3410	1	309	18 3527	1	312	18 3706	1	313	18 4062	1	377
	18 3411	1	309	18 3528	1	312	18 3707	1	313	18 4064	1	377
	18 3415	1	309	18 3529	1	312	18 3708	1	313	18 4066	1	377
14	18 3420	4	316	18 3530	1	312	18 3709	1	313	18 4068	1	377
	18 3421	4	316	18 3531	1	312	18 3710	1	313	18 4070	1	377
	18 3422	4	316	18 3532	1	312	18 3711	1	313	18 4250	1 Box	380
15	18 3423	4	316	18 3533	1	312	18 3712	1	313	18 4251	1 Box	380
	18 3424	4	316	18 3534	1	312	18 3713	1	313	18 4252	1 Box	380
16	18 3425	4	316	18 3535	1	312	18 3714	1	313	18 4253	1 Box	380
	18 3426	4	316	18 3536	1	312	18 3715	1	313	18 4254	1 Box	380
	18 3430	4	316	18 3537	1	312	18 3798	1	308	18 4255	1 Box	380
17	18 3431	4	316	18 3538	1	312	18 3800	1	308	18 4256	1 Box	380
	18 3432	4	316	18 3539	1	312	18 3801	1	308	18 4257	1 Box	380
	18 3433	4	316	18 3540	1	312	18 3802	1	308	18 4260	1 Box	380
18	18 3434	4	316	18 3541	1	312	18 3804	1	308	18 4261	1 Box	380
	18 3435	4	316	18 3542	1	312	18 3806	1	308	18 4262	1 Box	380
	18 3436	4	316	18 3543	1	312	18 3808	1	308	18 4263	1 Box	380
19	18 3440	4	316	18 3544	1	312	18 3810	1	308	18 4264	1 Box	380
	18 3441	4	316	18 3545	1	312	18 3812	1	308	18 4265	1 Box	380
	18 3442	4	316	18 3546	1	312	18 3814	1	308	18 4266	1 Box	380
20	18 3443	4	316	18 3547	1	312	18 3815	1	308	18 4267	1	380
	18 3444	4	316	18 3548	1	312	18 3816	1	308	18 4268	1	380
	18 3450	4	316	18 3549	1	312	18 3818	1	308	18 4269	1	380
21	18 3451	4	316	18 3550	1	312	18 3820	1	308	18 4270	1	380
	18 3452	4	316	18 3551	1	312	18 3821	1	308	18 4280	5	381
	18 3453	4	316	18 3552	1	312	18 3822	1	308	18 4281	5	381
22	18 3454	4	316	18 3553	1	312	18 3824	1	308	18 4282	5	381
	18 3455	4	316	18 3554	1	312	18 3826	1	308	18 4283	5	381
	18 3456	4	316	18 3555	1	312	18 3827	1	308	18 4284	5	381
23	18 3457	4	316	18 3556	1	312	18 3828	1	308	18 4285	3	381
	18 3460	1	316	18 3557	1	312	18 3830	1	308	18 4286	3	381
	18 3461	1	316	18 3558	1	312	18 3832	1	308	18 4287	3	381
24	18 3462	1	316	18 3559	1	312	18 3833	1	308	18 4460	500	329
	18 3463	1	316	18 3570	100	312	18 3834	1	308	18 4462	500	329
	18 3464	1	316	18 3572	1	312	18 3836	1	308	18 4464	500	329
25	18 3465	1	316	18 3574	1	312	18 3838	1	308	18 4466	500	329
	18 3470	1	316	18 3617	50	314	18 3839	1	308	18 4468	400	329
	18 3471	1	316	18 3618	50	314	18 3840	1	308	18 4480	500	329
	18 3472	1	316	18 3619	50	314	18 3842	1	308	18 4482	500	329
	18 3473	1	316	18 3622	25	314	18 3844	1	308	18 4484	500	329
	18 3474	1	316	18 3623	25	314	18 3846	1	308	18 4486	500	329
26	18 3475	1	316	18 3624	25	314	18 3848	1	308	18 4488	400	329

CIMCO-item no.	PU	Page	CIMCO-item no.	PU	Page	CIMCO-item no.	PU	Page	CIMCO-item no.	PU	Page
18 4500	500	329	18 6140	50	348	19 0118	200	362	19 0520	100	366
18 4502	500	329	18 6142	100	348	19 0119	200	362	19 0522	100	366
18 4504	500	329	18 6144	100	348	19 0120	200	362	19 0524	100	366
18 4506	500	329	18 6146	50	348	19 0121	200	362	19 0528	100	366
18 4508	400	329	18 6148	50	348	19 0122	200	362	19 0535	100	366
18 4660	1	376	18 6150	25	348	19 0126	100	362	19 0538	100	366
18 4662	1	376	18 6200	1	346	19 0149	200	365	19 0542	100	366
18 4664	1	376	18 6202	1	346	19 0160	200	365	19 0545	100	366
18 4666	1	376	18 6204	1	346	19 0161	200	365	19 0547	100	366
18 4668	1	376	18 6206	1	346	19 0162	200	365	19 0562	100	366
18 4680	1	376	18 6208	1	346	19 0164	200	365	19 0564	100	366
18 4682	1	376	18 6210	1	346	19 0182	200	365	19 0566	100	366
18 4760	1	375	18 6220	1	346	19 0183	200	365	19 0567	100	366
18 4762	1	375	18 6222	1	346	19 0184	200	365	19 0568	100	366
18 4764	1	375	18 6224	1	346	19 0186	200	365	19 0570	100	366
18 4770	1	376	18 6226	1	346	19 0187	100	365	19 0572	100	366
18 4998	500	330	18 6228	1	346	19 0210	50	364	19 0588	100	366
18 5000	500	330	18 6230	1	346	19 0211	25	364	19 0592	100	366
18 5002	500	330	18 8000	10	336	19 0212	25	364	19 0594	100	366
18 5004	500	330	18 8010	1	336	19 0222	50	364	19 0596	50	366
18 5005	500	331	18 8012	1	337	19 0223	25	364	19 0600	25	366
18 5006	500	331	18 8014	1	337	19 0224	25	364	19 0614	50	366
18 5007	500	331	18 8016	1	337	19 0225	25	364	19 0616	50	366
18 5008	500	331	18 8018	1	337	19 0226	25	364	19 0618	50	366
18 5009	500	331	18 8686	100	313	19 0235	10	364	19 0620	50	366
18 5010	500	331	18 8704	100	313	19 0236	10	364	19 0622	50	366
18 5012	500	331	18 8705	100	313	19 0237	10	364	19 0800	100	366
18 5014	500	331	18 8712	50	313	19 0238	10	364	19 0806	100	366
18 5016	500	331	18 8714	50	313	19 0300	100	365	19 0808	100	366
18 5018	500	331				19 0301	100	365	19 0811	100	366
18 5020	500	331	19 0005	200	362	19 0302	100	365	19 0828	100	366
18 6000	100	347	19 0006	200	362	19 0303	100	365	19 0832	100	366
18 6001	100	347	19 0014	200	362	19 0304	100	365	19 0834	100	366
18 6002	100	347	19 0015	200	362	19 0305	100	365	19 0836	100	366
18 6003	100	347	19 0016	200	362	19 0313	100	365	19 0837	100	366
18 6004	100	347	19 0017	200	362	19 0314	100	365	19 0839	100	366
18 6005	100	347	19 0019	200	362	19 0315	100	365	19 0848	100	366
18 6006	25	347	19 0026	200	362	19 0317	100	365	19 0862	100	366
18 6010	100	347	19 0027	200	362	19 0318	100	365	19 0864	100	366
18 6011	100	347	19 0028	200	362	19 0324	100	365	19 0866	100	366
18 6012	100	347	19 0029	200	362	19 0325	100	365	19 0867	100	366
18 6013	25	347	19 0030	200	362	19 0326	100	365	19 0869	100	366
18 6014	50	347	19 0031	200	362	19 0327	100	365	19 0878	100	366
18 6015	25	347	19 0040	200	362	19 0328	100	365	19 0882	100	366
18 6016	25	347	19 0041	200	362	19 0329	100	365	19 0884	100	366
18 6020	25	347	19 0042	200	362	19 0336	100	365	19 0887	100	366
18 6021	25	347	19 0043	100	362	19 0337	100	365	19 0888	100	366
18 6022	25	347	19 0044	100	362	19 0338	100	365	19 0890	100	366
18 6023	25	347	19 0051	200	362	19 0339	100	365	19 0908	50	366
18 6024	25	347	19 0053	200	362	19 0340	100	365	19 0910	50	366
18 6025	25	347	19 0054	100	362	19 0341	100	365	19 1104	1	367
18 6100	100	347	19 0055	100	362	19 0342	100	365	19 1105	1	367
18 6102	100	347	19 0056	100	362	19 0410	100	364	19 1106	1	367
18 6103	100	347	19 0062	100	362	19 0411	100	364	19 1108	1	367
18 6104	100	347	19 0063	100	362	19 0412	100	364	19 1110	1	367
18 6105	100	347	19 0064	100	362	19 0413	100	364	19 1112	1	367
18 6106	25	347	19 0088	200	362	19 0416	100	364	19 1201	200	363
18 6110	100	347	19 0089	200	362	19 0417	100	364	19 1205	200	363
18 6111	100	347	19 0090	200	362	19 0418	100	364	19 1206	200	363
18 6112	100	347	19 0091	200	362	19 0419	100	364	19 1208	200	363
18 6113	25	347	19 0092	200	362	19 0422	100	364	19 1210	200	363
18 6114	25	347	19 0093	200	362	19 0423	100	364	19 1215	200	363
18 6115	25	347	19 0098	200	362	19 0424	100	364	19 1216	200	363
18 6116	25	347	19 0099	200	362	19 0425	100	364	19 1217	200	363
18 6120	25	347	19 0100	200	362	19 0426	100	364	19 1219	200	363
18 6121	25	347	19 0101	200	362	19 0432	100	364	19 1227	200	363
18 6122	25	347	19 0102	200	362	19 0433	100	364	19 1228	200	363
18 6123	25	347	19 0103	200	362	19 0434	100	364	19 1229	200	363
18 6124	25	347	19 0104	200	362	19 0435	100	364	19 1235	200	363
18 6125	25	347	19 0108	200	362	19 0436	100	364	19 1237	200	363
18 6130	100	348	19 0109	200	362	19 0500	100	366	19 1238	200	363
18 6132	100	348	19 0110	200	362	19 0504	100	366	19 1300	100	364
18 6134	100	348	19 0111	200	362	19 0506	100	366	19 1301	100	364
18 6136	100	348	19 0112	200	362	19 0514	100	366	19 1302	100	364
18 6138	50	348	19 0113	200	362	19 0516	100	366	19 1303	100	364

- 1
- 2
- 3
- 4
- 5
- 6
- 7
- 8
- 9
- 10
- 11
- 12
- 13
- 14
- 15
- 16
- 17
- 18
- 19
- 20
- 21
- 22
- 23
- 24
- 25
- 26

TECHNICAL APPENDIX, NUMERICAL LIST, INDEX, SALES

CIMCO-item no.	PU	Page	CIMCO-item no.	PU	Page	CIMCO-item no.	PU	Page	CIMCO-item no.	PU	Page
19 1313	100	364	19 3121	100	363	20 1604	1	166	20 6840	1	178
19 1314	100	364	19 3122	100	363	20 1610	1	166	20 6842	1	178
19 1315	100	364				20 1614	1	166	20 6844	1	178
19 1317	100	364	20 0314	1	164	20 1618	1	166	20 6846	1	178
19 1325	100	364	20 0324	1	164	20 1622	1	166	20 6850	1	184
19 1326	100	364	20 0334	1	164	20 1630	1	166	20 6852	1	184
19 1327	100	364	20 0342	1	164	20 1634	1	166	20 6854	1	184
19 1328	100	364	20 0344	1	164	20 1638	1	166	20 6856	1	184
19 1329	100	364	20 0350	1	164	20 1702	1	166	20 6857	1	184
19 1336	100	364	20 0354	1	164	20 1854	1	166	20 7150	1	182
19 1337	100	364	20 0356	1	164	20 1862	1	166	20 7151	1	182
19 1338	100	364	20 0358	1	164	20 1982	1	180	20 7152	1	182
19 1339	100	364	20 0360	1	164	20 1983	1	180	20 7153	1	182
19 1340	100	364	20 0364	1	164	20 1984	1	180	20 7154	1	182
19 1500	200	363	20 0373	1	164	20 1985	1	180	20 7155	1	182
19 1501	200	363	20 0374	1	164	20 1986	1	180	20 7170	1	181
19 1507	200	363	20 0375	1	164	20 1987	1	180	20 7172	1	181
19 1508	200	363	20 0379	1	164	20 1989	1	180	20 7311	1	169
19 1510	200	363	20 0383	1	164	20 2116	1	181	20 7315	1	169
19 1515	200	363	20 0385	1	164	20 2120	1	181	20 7321	1	169
19 1516	200	363	20 0386	1	164	20 2123	1	181	20 7325	1	169
19 1517	200	363	20 0387	1	165	20 2124	1	181	20 7330	1	169
19 1528	200	363	20 0391	1	165	20 2126	1	181	20 7334	1	169
19 1535	200	363	20 0397	1	165	20 2128	1	181	20 7340	1	169
19 1537	200	363	20 0403	1	165	20 2130	1	181	20 7360	1	181
19 1538	200	363	20 0407	1	165	20 3050	1	181	20 7372	1	180
19 2000	100	367	20 0409	1	165	20 3051	1	181	20 7373	1	180
19 2001	100	367	20 0415	1	165	20 3052	1	181	20 7374	1	180
19 2002	100	367	20 0421	1	165	20 3053	1	181	20 7375	1	180
19 2003	100	367	20 0427	1	165	20 3054	1	181	20 7376	1	180
19 2005	100	367	20 0433	1	165	20 3055	1	181	20 7377	1	180
19 2006	100	367	20 0439	1	165	20 3060	1	181	20 7378	1	169
19 2007	50	367	20 0445	1	165	20 3070	1	181	20 7379	1	169
19 2600	100	367	20 0447	1	165	20 3920	1	181	20 7388	1	169
19 2602	100	367	20 0451	1	165	20 3924	1	181	20 7389	1	169
19 2603	100	367	20 0457	1	165	20 3930	1	182	20 7400	1	175
19 2604	100	367	20 0463	1	165	20 4815	1	183	20 7414	1	173
19 2606	100	367	20 0469	1	165	20 6306	1	165	20 7416	1	173
19 2607	100	367	20 0472	1	165	20 6308	1	165	20 7417	1	173
19 2608	100	367	20 0476	1	165	20 6310	1	165	20 7419	1	173
19 2650	100	367	20 1200	1	179	20 6312	1	165	20 7420	1	173
19 2651	100	367	20 1201	1	179	20 6314	1	165	20 7421	1	173
19 2652	100	367	20 1205	1	179	20 6316	1	165	20 7422	1	173
19 2654	100	367	20 1206	1	179	20 6318	1	165	20 7424	1	173
19 2656	100	367	20 1207	1	179	20 6320	1	165	20 7425	1	173
19 2700	100	367	20 1208	1	179	20 6322	1	165	20 7427	1	173
19 2702	100	367	20 1209	1	179	20 6324	1	165	20 7429	1	173
19 2703	100	367	20 1210	1	179	20 6325	1	165	20 7430	1	173
19 2704	100	367	20 1212	1	179, 201	20 6326	1	165	20 7432	1	174
19 2706	100	367	20 1214	1	179	20 6328	1	165	20 7435	1	174
19 2708	100	367	20 1216	1	179	20 6330	1	165	20 7437	1	174
19 2710	100	367	20 1218	1	179	20 6346	1	165	20 7438	1	174
19 2750	100	367	20 1240	1	183	20 6348	1	165	20 7440	1	174
19 2752	100	367	20 1242	1	183	20 6350	1	165	20 7441	1	174
19 2754	100	367	20 1244	1	183	20 6352	1	165	20 7443	1	174
19 2756	100	367	20 1250	1	183	20 6354	1	165	20 7444	1	174
19 2758	100	367	20 1273	1	179	20 6356	1	165	20 7445	1	174
19 2760	100	367	20 1274	1	179	20 6358	1	165	20 7446	1	174
19 2762	100	367	20 1275	1	178	20 6360	1	165	20 7448	1	174
19 3027	200	363	20 1280	1	180	20 6362	1	165	20 7450	1	174
19 3028	200	363	20 1282	1	180	20 6364	1	165	20 7451	1	174
19 3029	200	363	20 1284	1	180	20 6365	1	165	20 7452	1	174
19 3042	200	363	20 1290	1	179	20 6366	1	165	20 7454	1	174
19 3054	200	363	20 1293	1	179	20 6368	1	165	20 7455	1	174
19 3089	200	363	20 1298	1	180	20 6370	1	165	20 7457	1	174
19 3099	200	363	20 1300	1	180	20 6523	1	184	20 7459	1	174
19 3100	200	363	20 1307	1	178	20 6613	1	184	20 7460	1	174
19 3101	200	363	20 1320	1	164	20 6643	1	184	20 7464	1	174
19 3102	200	363	20 1340	1	164	20 6711	1	184	20 7465	1	174
19 3103	200	363	20 1352	1	164	20 6750	1	184	20 7467	1	174
19 3104	200	363	20 1354	1	164	20 6806	1	184, 259	20 7468	1	174
19 3111	200	363	20 1358	1	164	20 6808	1	172	20 7470	1	174
19 3112	200	363	20 1360	1	164	20 6810	1	172	20 7473	1	174
19 3113	200	363	20 1380	1	164	20 6814	1	178	20 7475	1	174
19 3120	200	363	20 1395	1	164	20 6816	1	178	20 7476	1	174

TECHNICAL APPENDIX, NUMERICAL LIST, INDEX, SALES

CIMCO-item no.	PU	Page	CIMCO-item no.	PU	Page	CIMCO-item no.	PU	Page	CIMCO-item no.	PU	Page
20 7479	1	174	20 8386	1	166	20 8792	1	170	21 2173	1	214
20 7483	1	174	20 8388	1	166	20 8794	1	170	21 2176	1	214
20 7486	1	174	20 8390	1	166	20 8796	1	170	21 2179	1	213
20 7489	1	174	20 8500	1	172	20 8798	1	171	21 2180	1	214
20 7492	1	174	20 8506	1	172	20 8800	1	171	21 2182	1	214
20 7495	1	174	20 8507	1	172	20 8802	1	170	21 2184	1	214
20 7498	1	174	20 8522	1	172	20 8804	1	170	21 2186	1	214
20 7500	1	174	20 8523	1	172	20 8810	1	171	21 2190	1	215
20 7502	1	174	20 8602	1	167	20 8812	1	171	21 3150	1	214
20 7505	1	174	20 8604	1	167	20 8814	1	171			
20 7511	1	174	20 8605	1	167	20 8816	1	171	40 0274	1	69
20 7514	1	174	20 8606	1	167	20 8818	1	171	40 1943	1	69
20 7521	1	174	20 8608	1	167	20 8820	1	171	40 3695	1	69
20 7527	1	174	20 8610	1	167	20 8822	1	171	40 5576	1	69
20 7540	1	174	20 8616	1	167	20 8824	1	171	40 5583	1	69
20 7546	1	174	20 8618	1	167	20 8826	1	171	40 5590	1	69
20 7552	1	174	20 8620	1	167	20 8830	1	171	40 8423	1	69
20 7562	1	174	20 8622	1	167	20 8832	1	171	40 9963	1	69
20 7563	1	174	20 8624	1	167	20 8833	1	171			
20 7564	1	175	20 8628	1	167	20 8834	1	169	41 1898	1	69
20 7573	1	175	20 8630	1	167	20 8836	1	169, 170	41 2004	1 Set	69
20 7596	1	175	20 8632	1	167	20 8838	1	169, 170	41 2857	1	69
20 7598	1	175	20 8634	1	167	20 8844	1	170	41 2970	1	69
20 8000	1	168	20 8636	1	167	20 8850	1	171	41 2987	1	69
20 8002	1	167	20 8642	1	167	20 8852	1	171	41 4578	1	69
20 8004	1	167	20 8643	1	167	20 8854	1	171	41 4585	1	69
20 8006	1	167	20 8644	1	167	20 8856	1	172	41 4592	1	69
20 8008	1	168	20 8646	1	167	20 8860	1	172	41 4608	1	69
20 8010	1	167	20 8648	1	167	20 8862	1	172	41 4653	1	69
20 8012	1	168	20 8654	1	167	20 8900	1	177	41 4653	1	69
20 8014	1	168	20 8655	1	167	20 8902	1	177	41 5384	1	69
20 8020	1	168	20 8656	1	167	20 8904	1	177	41 5407	1	69
20 8032	1	168	20 8657	1	167	20 8904	1	177	41 5414	1	69
20 8036	1	168	20 8662	1	167	20 8910	1	177	41 7173	1	64
20 8038	1	168	20 8664	1	167	20 8912	1	177	41 7180	1	64
20 8042	1	168	20 8666	1	167	20 8914	1	177	41 7197	1	64
20 8044	1	168	20 8668	1	167	20 8920	1	177	41 7203	1	64
20 8050	1	168	20 8673	1	167	20 8922	1	177	41 7210	1	64
20 8060	1	168	20 8680	1	167	20 8924	1	177	41 7227	1	64
20 8302	1	166	20 8682	1	167	20 8930	1	177	41 7494	1	68
20 8304	1	166	20 8686	1	167	21 0004	1	212	41 7500	1	67
20 8308	1	166	20 8690	1	167	21 0008	1	212	41 8774	1	68
20 8310	1	166	20 8700	1	176	21 0105	1	212	41 8958	1	67
20 8316	1	166	20 8702	1	176	21 0130	1	212	41 9191	1	66
20 8318	1	166	20 8704	1	176	21 0202	1	213	41 9276	1	68
20 8320	1	166	20 8706	1	176	21 0300	1	213	41 9283	1	68
20 8322	1	166	20 8708	1	176	21 1435	1	211	41 9290	1	68
20 8324	1	166	20 8710	1	176	21 1520	1	211	41 9306	1	68
20 8328	1	166	20 8712	1	176	21 1522	1	211	41 9313	1	68
20 8330	1	166	20 8714	1	176	21 1523	1	211	41 9320	1	68
20 8332	1	166	20 8716	1	176	21 1524	1	211	44 2793	1	68
20 8334	1	166	20 8718	1	176	21 1526	1	211	44 2830	1	66
20 8336	1	166	20 8720	1	176	21 1528	1	210	44 3608	1	67
20 8341	1	166	20 8728	1	176	21 1530	1	210	44 4568	1	66
20 8342	1	166	20 8732	1	176	21 1532	1	210	44 5572	1	66
20 8343	1	166	20 8742	1	176	21 1534	1	210	44 5589	1	68
20 8344	1	166	20 8744	1	176	21 1536	1	211	44 5596	1	66
20 8346	1	166	20 8746	1	176	21 1540	1	211	44 5619	1	68
20 8348	1	166	20 8752	1	176	21 1542	1	210	44 6388	1	66
20 8354	1	166	20 8754	1	176	21 1550	1	211	44 6395	1	66
20 8355	1	166	20 8756	1	176	21 1552	1	211	44 6401	1	67
20 8356	1	166	20 8758	1	176	21 1554	1	211	44 6418	1	67
20 8357	1	166	20 8764	1	177	21 1556	1	211	44 6425	1	65
20 8360	1	166	20 8766	1	177	21 1563	1	212			
20 8362	1	166	20 8770	1	169	21 2140	1	213	47 604	1	275
20 8364	1	166	20 8772	1	169	21 2151	1	215			
20 8365	1	166	20 8774	1	169	21 2152	1	214			
20 8366	1	166	20 8776	1	169	21 2153	1	215			
20 8368	1	166	20 8778	1	170	21 2154	1	214			
20 8372	1	166	20 8780	1	170	21 2155	1	215			
20 8373	1	166	20 8782	1	170	21 2157	1	215			
20 8378	1	166	20 8784	1	170	21 2159	1	215			
20 8380	1	166	20 8786	1	171	21 2168	1	213			
20 8382	1	166	20 8788	1	171	21 2170	1	213			
20 8384	1	166	20 8790	1	170	21 2172	1	214			

- 1
- 2
- 3
- 4
- 5
- 6
- 7
- 8
- 9
- 10
- 11
- 12
- 13
- 14
- 15
- 16
- 17
- 18
- 19
- 20
- 21
- 22
- 23
- 24
- 25
- 26

INDEX

1000-Volt safety tools 72 – 76, 218 – 235
 1000-Volt safety tool assortments 74, 76, 219 – 221

Adhesive 266, 267

Adhesive tape 370 – 374
 Adjustable spanner 106
 Aerial drill 179
 Allen wrench 84, 85, 90, 92, 100, 101
 Anti-kink sleeve 335
 Apprentice case 42 – 46
 Automatic wire stripper 149 – 151
 Awl 93

Bevelled edge chisel 206

Bit holder 98, 99
 Bits 98 – 100, 102
 Blade receptacle 322, 323, 326
 Blade terminal 323, 326 – 327
 Bolt cutters 81, 258
 Bolts 360 – 367
 Branch coupling 375 – 377
 Brushes and brooms 276
 Butt connector 307, 324, 325

Cable coil dispenser 122

Cable cutter 76, 139 – 141
 Cable detective 118
 Cable draw grip 129, 131, 134
 Cable drum 274
 Cable drum hoist 123 – 124
 Cable drum unrollr 122
 Cable duct cutter 161
 Cable guiding head 125
 Cable joint box 375
 Cable laying aid 124
 Cable lubricant 135
 Cable lug 304 – 321
 Cable marking 352
 Cable or wire gauge 212
 Cable pulling aids and accessories 122 – 135
 Cable shears 138 – 141
 Cable sheath cutter 146

Cable sheath stripper/
 insulation stripper 146 – 152

Cable stripping knife 153 – 155
 Cable tie clamping and cutting tool 346

Cable ties 340 – 344, 347, 348
 Callipers 213

Carpenter's pencil 213
 Cartridge gun 268

Cased drill 165
 Cement 268, 269

Centring drill bit 169 – 171
 Chalk holder 214

Chalk line rollr 207, 215
 Chisel, SDS-plus 167 – 168

Chisels 167 – 168
 Stubby screwdriver 91

Circular socket 323
 Cleaning brush 243

Cleaning spray 264
 Cleaning wipes 274

Clip 242
 Club hammer 204

Combination pliers 74, 76
 Combination wrench 104 – 106

Compression cable lug 312, 314, 315, 319
 Compression connectors 313, 315, 316

Concrete drill 164, 166
 Construction bucket 276

Construction marker 214
 Construction site spotlight 279

Continuity and circuit tester 116
 Control pliers 353

Core bit 169 – 172
 Core drill bit 169

Corrugated pipe cutter 257
 Corundum cutting disc 177

Countersink bit 180
 Coupling sleeve 378 – 382

Cover cloth 242
 Cover sheet 277

Crimping cable lug 317, 318, 320, 321
 Crimping insert 296 – 301

Crimping tool 282 – 292, 294
 Crocodile clips 118

Cross peen hammer 204
 Crosshead screwdriver 84 – 87, 90 – 91

Cross-key 108
 Cross pick 276

Crown scissors 142
 Cutout switch lock 252

Cutting disc 176 – 178
Deburrer 172

Desoldering pump 263
 Diagonal pliers 74, 78

Diamond cutting discs 176
 Digital tape measure 212

Double open-ended spanner 105
 Drift punch 205

Drill 164 – 167
 Drilling paste 178

Dustpan 276
Ear muffs 246

Earthing terminal 337
 Edge countersink 175

Electrician scissors 141, 142
 Electrician screwdriver 85 – 87, 90 – 92

Electrician's boots 244
 Electronic pliers 77, 78

Electronic screwdriver 93 – 95
 Electronic solder 262

End cutter 77
 Engravings for seal punches 80

ESD service kit 253
 Express spanner 256

Face shield 243
 Fibre glass push rod set 126

File brush 185
 File grips 184

Files 184
 Fine dust mask 247

First aid case 252
 First aid kit 252

Flat nose pliers 77, 78
 Folding ruler 212

Gloves 245 – 246

Guard 243
Hammer 204

Hammer core bit 169
 Hammer drill 164, 166 – 167

Hand brush and shovel 276
 Hand cleaner 274

Hardhat 243
 Hardshell tool case 11 – 47

Headlamp 278
 Heat shrink tube 378 – 382

Heavy duty diagonal pliers 74, 76
 Hex key 84, 85, 90, 92, 100, 101

Hex nut 367
 Holder shaft 169 – 172

Hole punch for trapezoidal sheets 161
 Hole saw 173 – 175

Hook & loop ties/hook & loop tape 348, 349
 Hydraulic crimping tools

and accessories 294 – 295
 Hydraulic hand-held punch 191 – 192

Hydraulic punch 199
Insertion tool 284

Inspection stickers 352, 354
 Insulating mats 242

Insulating protective cap 243
 Insulating tape 370 – 373

Keyhole saw blade 172

Keyway pliers 199
Ladders 272, 273

Laptop bag 58
Magnetic holder for bits 99

Magnetic pick-up tool 79
 Marking chalk 214

Marking spray 215
 Mast key 108

Metal spray 267
 Milling drill 180

Modular plugs 335
 Multimeter 116

Multi-purpose shears 143
Nail setter 206

New construction key 110
 NH safety handle 244

Nibbler 200
 Non-woven cover 277

Nozzle reamer bit 183
Offset screwdriver 93

Overall 248, 278
 Overshoes 244

Padlock	253	Solder	262	Wire brush	259
Painter's spatula	206	Soldering device, soldering iron	263	Wire end ferrule	328 – 334
Parallel connectors	307, 324	Soldering grease	262	Wire stripper	149 – 152
Photovoltaic connector	336	Soldering paste	263	Work gloves	245 – 246
Pickaxe	252	Spatula	206	Work lamp	279
Pick-up tool	79	Special screwdrivers with combination profile	84, 87	Workshop files	184
Pin punch	205	Spiral band	346	Workshop light	279
Pin terminal	324	Spirit level	210 – 211	Workshop screwdriver	90
Pincers	81	Spreading wedge	243	Workshop trolley	69
Pipe cutter	159, 160, 257 – 259	Spring lock washer	367	Wrench for set screws for fuses	111
Plaster	268, 269	Step drill	178 – 179		
Plaster cup	206	Stone and concrete drill	164, 166		
Plaster pan	206	Street broom	276		
Plastic hammer	204	Stripping tools	146 – 148, 151		
Plastic shears	143	Switch cabinet key	108 – 109		
Plastic winding rod	125				
Plate puncher and accessories	188 – 201	Tap wrench	182		
Plier wrench	256	Tape measure	212		
Pliers	70 – 81	Technical sprays	264 – 266		
Pointed punch	205	Technician's case	37		
Precision insulation stripper	152	Telephone pliers	76		
Precision screwdriver	93	Telephone shears	142		
Protective sleeve	335	Test leads	118		
Push-out spring	175	Test probes	117		
		T-handle screwdriver	101		
Rasps	184	Thread tap	180 – 183		
Ratchet adapter for torque wrench	106	Threaded rod	367		
Respirators	247	Tool backpack	52		
Ring spanner set	105	Tool bag	48 – 61		
Ring-ratchet	107	Tool belt bag	57 – 58		
		Tool case	8 – 47		
Safety belt	227	Torque screwdriver	88		
Safety glasses	246	Torque wrench	106		
Safety harness and accessories	249 – 251	TORX® key set	101		
Safety notice	356, 357	TORX® screwdriver	84, 85, 87, 90, 92		
Sand shovel	276	Towel roll	277		
Saw blades	158 – 159, 172, 258	Track for cable drums	123		
Saw bow	158, 159, 258	Transport and storage case	64 – 69		
Saws	158 – 159, 258	Transport device for set case	65		
Screw pliers	74	Triangle nut driver	108		
Screw puncher and accessories	188 – 201	Trolley case (case with wheels)	11, 12, 15, 22, 24, 26		
Screwdriver	82 – 95	Tubular cable lug	304 – 306, 308 – 311, 313, 319		
Screwdriver with replacement blade	88 – 89	Tweezer	79		
Screwed cable gland ratchet	107	Twist drill	164		
Seal	80				
Seal wire	80	Universal key	107, 109		
Sealing pliers	79 – 80	Universal key for screwed cable glands	107		
Serrated washer	367	Universal knife	155		
Service case	336	Universal shears	141		
Set case	64 – 69				
Sharpener	213	Varnish stripper	147		
Sheet taper drill	180	Voltage tester	114 – 116		
Shoulder strap	47, 53	Voltage tester	119		
Shrink sleeve	377				
Silicone gel	267	Warning labels	333, 356, 358, 359		
Silicone spray	135, 265	Warning triangle	252		
Skin care cream	274	Warning vest	252		
Sleeves for compressed conductors	309	Washer	367		
Slim-screwdriver	86 – 87	Waste bag	277		
Slip-on snout	242	Water brush	206		
Slot-head screwdriver	84 – 87, 90 – 92	Water pump pliers	256		
Socket cutter	175	Welding mirror	259		
Socket wrench set	101 – 103	Winding spiral	125		

NATIONAL SALES

CIMCO WERKZEUGE GMBH & CO. KG

Hohenhagener Straße 1-5
42855 Remscheid
Phone: 02191 371801
info@cimco.de

BADEN-WÜRTTEMBERG

Hans-Jürgen Zweigle
Mobil: 0162 25 29 006
hans-juergen.zweigle@cimco.de

BERLIN/BRANDENBURG

René Krüger
Mobil: 0162 25 29 012
rene.krueger@cimco.de

BREMEN/LOWER SAXONY

Mike Klaiber GmbH
Phone: 0421 8 78 69 91
info@mike-klaiber.de

HAMBURG/ SCHLESWIG-HOLSTEIN

Hans J. Möller
Phone: 040 2 51 40 61
info@hjmoeller.de

MECKLENBURG- VORPOMMERN/ SAXONY-ANHALT

Thomas Lüneburg
Mobil: 0162 25 29 010
thomas.lueneburg@cimco.de

NORTHERN BAVARIA

Jan van den Heuvel
Mobil: 0172 31 98 141
jan.vdheuvel@cimco.de

NORTH RHINE- WESTPHALIA, RHINELAND-PALATINATE, SAARLAND, HESSE

Frank Pötschke
(regional sales management)
Mobil: 0162 25 29 007
frank.poetschke@cimco.de

Brian Drewek
Mobil: 0172 31 98 137
brian.drewek@cimco.de

Christian Sieper
Mobil: 0162 25 29 005
christian.sieper@cimco.de

Christian Weber
Mobil: 0162 25 29 014
christian.weber@cimco.de

SOUTH BAVARIA

Thomas Hofinger
Mobil: 0172 31 98 138
thomas.hofinger@cimco.de

THURINGIA/SAXONY

Mario Wanitschek
Mobil: 0162 25 29 009
mario.wanitschek@cimco.de

INTERNATIONAL SALES

CIMCO NORTH-WEST EUROPE B.V.

Yannick Ebbinghaus
Phone: +31 634 013 426
yannick.ebbinghaus@cimco.de

BELGIUM/LUXEMBURG

Vander Elst NV-SA
Phone: +32 2 242 79 59
info@vanderelst-electric.eu

DENMARK

CIMCO NORDIC AB
Phone: +46 70 2182108
daniel.jansson@cimconordic.se

FINLAND

CIMCO NORDIC AB
Phone: +46 70 2182108
daniel.jansson@cimconordic.se

FRANCE

BT&C Produits
Électrotechniques
Phone: +33 387 87 87 66
dominique.wendels@cimco.de

GREAT BRITAIN

AUS Ltd.
Phone: +44 1 484860575
sales@aus.co.uk

ICELAND

CIMCO NORDIC AB
Phone: +46 70 2182108
daniel.jansson@cimconordic.se

NETHERLANDS

CIMCO-Nederland
Phone: +31 634 013 426
info@cimconederland.nl

NORWAY

Melbye Skandinavia Norge AS
Phone: +47 638 70 150
ms@melbye.no

SWEDEN

Melbye Skandinavia
Sverige AB
Phone: +46 36 332 0700
info@melbye.se

INTERNATIONAL SALES

CIMCO INTERNATIONAL GMBH

Hohenhagener Straße 1-5
42855 Remscheid
Tel.: 02191 371801
info@cimco.de

AUSTRIA CIMCO AT GMBH

Werner Gamauf
Mobil: +43 6 64 13 01 220
werner.gamauf@cimco.de

Wolfgang Todsauer
Mobil: +43 644 1555 333
wolfgang.todsauer@cimco.de

BELARUS

Eximelektro
Phone: +375 17 215 1170
info@exim.by

BULGARIA

Popp EOOD
Phone: +359 700 44 000
info@cimco.bg

CANADA

DOCAP Distribution Inc.
Phone: +1 905 673 0000
wlewis@docap.com

CHINA

Shanghai Xiling Trade Co., Ltd.
Phone: +86 21 5663 1888
xiling_sha@sina.com

CROATIA

Daljinsko upravljanje d.o.o.
Phone: +385 1 388 66 77
daljinsko-upravljanje@inet.hr

CZECH REPUBLIC

NARADI CIMCO s.r.o.
Phone: +420 353 540 200
info@cimco.cz

ESTONIA

Raido Vaikre
Phone: +372 669 9937
raidovaikre@cimco.de

GREECE

DALEZIOS BROS SA
Phone: +30 210 9409094
info@dalezios.com

HUNGARY

Ivanyi and Ivanyi GmbH
Phone: +36 1 349 4217
anita.botos@akoelectric.hu

ISRAEL

A.U. Shay Ltd.
Phone: +972 3 923 3601
shay@uriel-shay.com

KAZAKHSTAN

Sea Star International LLP
Phone: +7 7292 751064
info@seastargroup.com

LETTLAND

Raido Vaikre
Phone: +372 669 9937
raidovaikre@cimco.de

LITHUANIA

Raido Vaikre
Phone: +372 669 9937
raidovaikre@cimco.de

MIDDLE EAST

Suhas Paste
Phone: +971 566350758
suhas.paste@cimco.de

NEW ZEALAND

ECS-Engineering Computer Services Ltd.
Phone: 0800 849 221
sales@ecsnz.com

POLAND

CIMCO-POLAND Sp. z o.o.
Phone: +48 509 541 962
biuro@cimco.pl

PORTUGAL

Duarte Neves, L.da
Phone: +351 2 1966 8100
info@duarteneves.pt

RUSSIA

ROTORICA LLC
Phone: +7 495 788 7178
info@ro-tools.ru

SERBIA

KONVEX Electric d.o.o.
Phone: +381 11 41 45 900

SLOVAKIA

NARADI CIMCO s.r.o.
Phone: +420 353 540 200
info@cimco.cz

SLOVENIA

ProCon d.o.o.
Phone: +386 1 436 5900
info@procon.si

SPAIN

Guijarro Hermanos S.L.
Phone: +34 91 64 93 799
info@guijarrohermanos.es

SWITZERLAND

MAX HAURI AG
Phone: +41 71 424 25 25
verkauf@maxhauri.ch

UKRAINE

Lapp Ukraine LLC
Phone: +38 044 495 6000
sales@lappukraine.com

[Verstärkter Aufbau](#)

cimco

AKTIONEN

VIDEOS

KATALOG

PRODUKTE



**Robuste
Schutzhelden**



**ROBUSTER SCHUTZ FÜR IHR WERKZEUG:
GIGANT-WERKZEUGKOFFER**

Äußerst stabil und mit dem neuen Lamellensystem ausgestattet sichern die Gigant-Werkzeugkoffer Ihnen den Transport Ihres Qualitätswerkzeuges. Ob mit Trolleyfunktion oder ohne – die Vorteile der stabilen Kofferschalen und das Handling sprechen für sich.



**LÄSST KEINE WÜNSCHE OFFEN:
Gigant-Werkzeugkoffer-Trolley Pro
mit 37 CIMCO-Qualitätswerkzeugen**

VORTEILE:

- Abisolierzange **SUPER 4 PRO** (CIMCO-Artikelnr. 10 0784)
- **Spannungsprüfer mit FI-/RCD-Auslösung** (CIMCO-Artikelnr. 11 1438)
- Verschiedene Zangen und Schraubendreher
- Vielen weitere Werkzeuge
- Werkzeug-Sortiment **EXZELLENT**

CiLine[®]
Vitrinen- und Ladenbau



Trust in experience!

For many years, the CiLine brand has been an integral part of CIMCO Werkzeuge.

In the field of showcase and store construction, we are broadly positioned and manage a wide variety of projects for industry, the public sector, museums and galleries.

Whether presentation walls, shop-in-shop systems or precisely tailored individual solutions - we are your competent partner when it comes to individual solutions.

Competence, service and customer orientation are our top priorities. From personal consultation to production and on-site installation: We are there for you.

Benefit from:

- › competent support made to measure
- › perfectly structured project planning
- › punctual and reliable work



Hohenhagener Str. 1-5
42855 Remscheid

Your contact person:
Herbert Tolksdorf
Sales/Technical consulting

Mobil: +49 (0) 172 319 81 32
herbert.tolksdorf@ci-line.com

info@ci-line.com www.ci-line.com



A brand of **cimco**



Shopfitting

- › Combination of modern materials and printed fabrics on aluminum profiles, with additional lighting




Shop-in-Shop

- › Connection of showcases and info counters.
- › As a highlight in practice, salon, boutique, ...



Reception area

- › As open or closed variant
- › If desired also illuminated





CIMCO Werkzeuge GmbH & Co. KG
Hohenhagener Straße 1 – 5, D-42855 Remscheid
Phone 02191-3718-01, info@cimco.de

www.cimco.de