


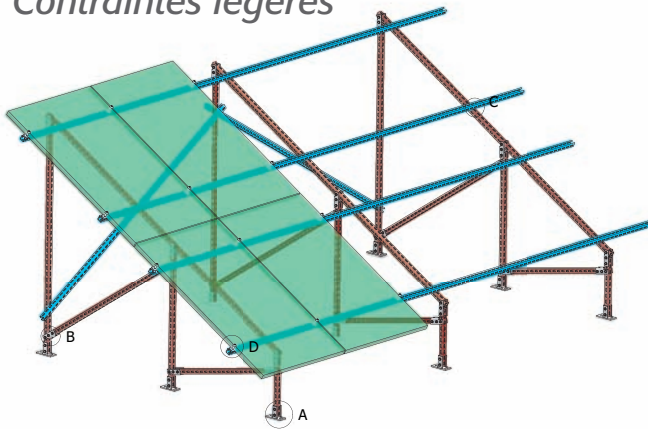
Structures et
Chemins de câbles
pour installations
Photovoltaïques



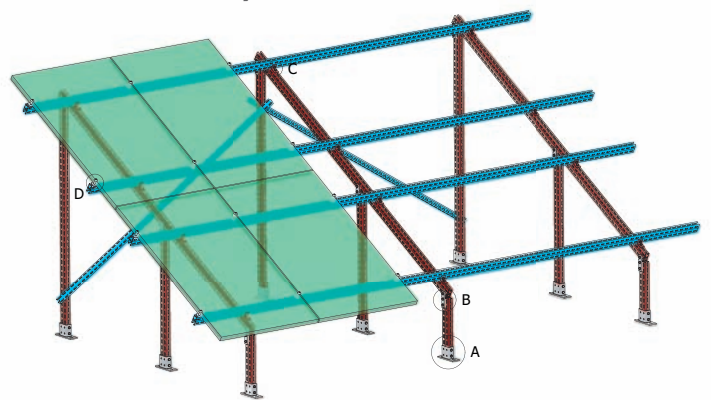


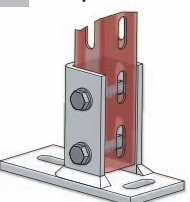
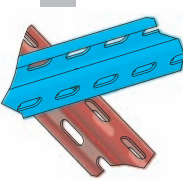

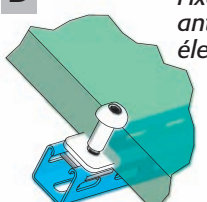
Champs photovoltaïques

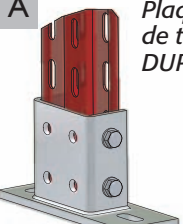
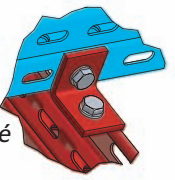
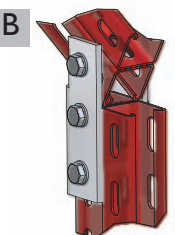
Contraintes légères



Contraintes moyennes

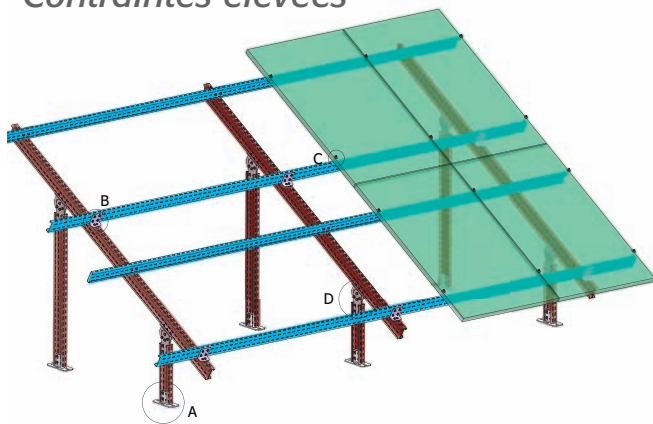


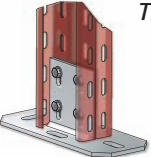
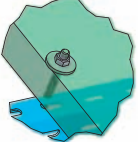
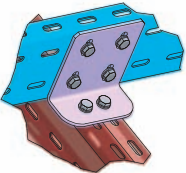
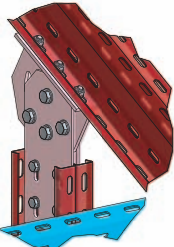
<p>A <i>Plaque de tête UP 41</i></p> 	<p>C</p> <p><i>Rail UP 41 : ep. 2.5 long. 3m - 6m Acier galvanisé à chaud Boulonnerie incluse</i></p> 
<p>B</p>  <p><i>Chapiteau articulé UP 41</i></p>	<p>D</p>  <p><i>Fixation anticorrosion électrolytique</i></p>

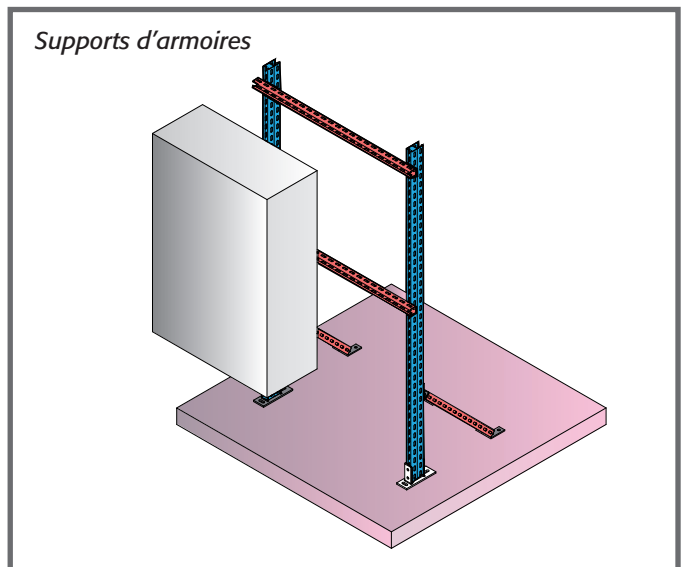
<p>A</p>  <p><i>Plaque de tête DUP 41</i></p>	<p>C</p>  <p><i>Equerre 90° sur rail 41x82 ep. 2.5 long.6m Acier galvanisé à chaud</i></p>
<p>B</p>  <p><i>Chapiteau articulé UP 41</i></p>	



Contraintes élevées

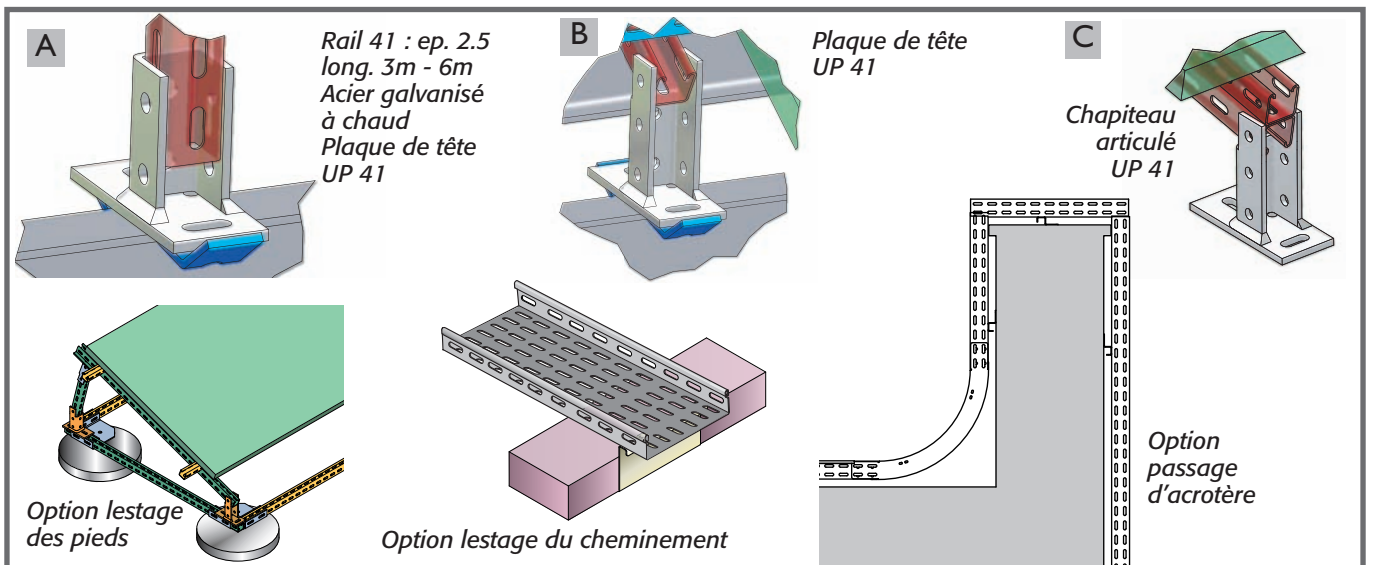
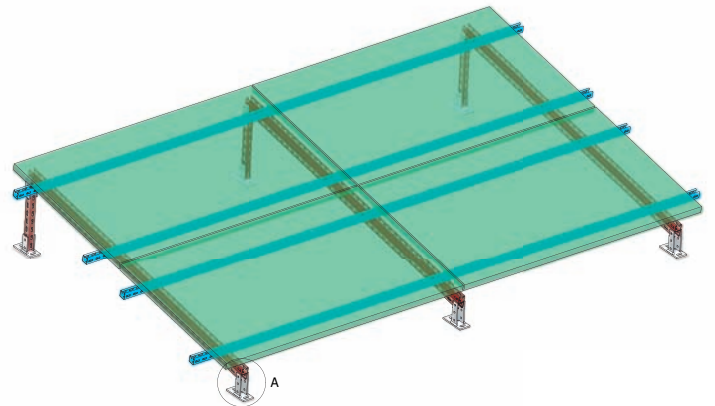



<p>A <i>Plaque de tête TI</i></p> 	<p>C <i>Fixation anticorrosion électrolytique</i></p> 
<p>B <i>Equerre ELP</i></p> 	<p>D <i>Plaque de tête orientable pour double longeron ELP</i></p> 






Toitures-terrasses



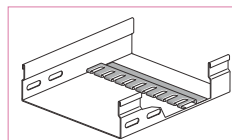
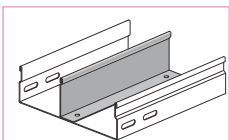
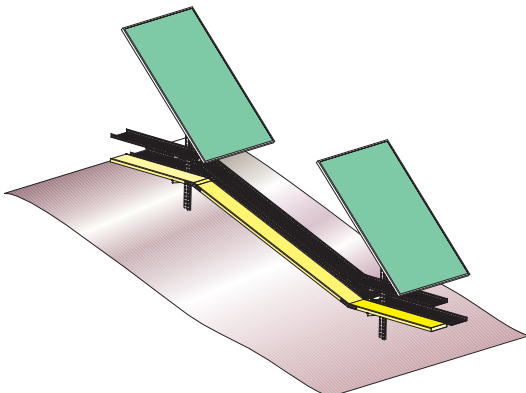


Applications spéciales



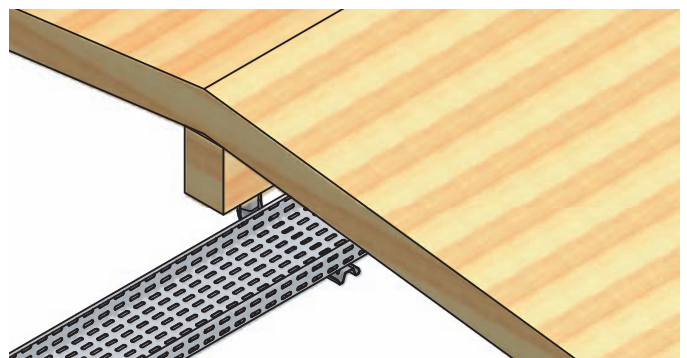
- **Toitures planes :**
- Fixations sur charpente
- Cheminement de câbles

- **Trackers ou fermes :**
- Solutions évolutives de cheminement entre tables ou trackers.
- Portées supérieures à 4 m possibles.

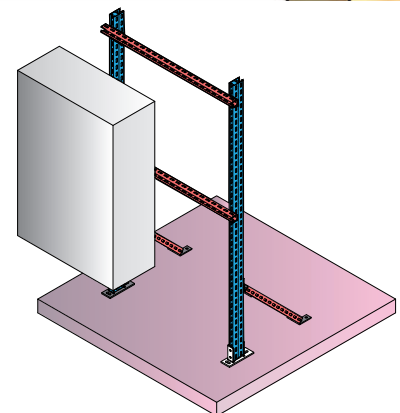



- **Ombrières / Car port**
- Solutions de cheminement en sous face.

- **Toitures inclinées, Bâtiments agricoles**
- Mural, sous faîtière ou entre fermes : solutions de cheminement toiture, local technique.



Supports d'armoires







Cheminements et Accessoires

Cheminements de câbles


Tôle



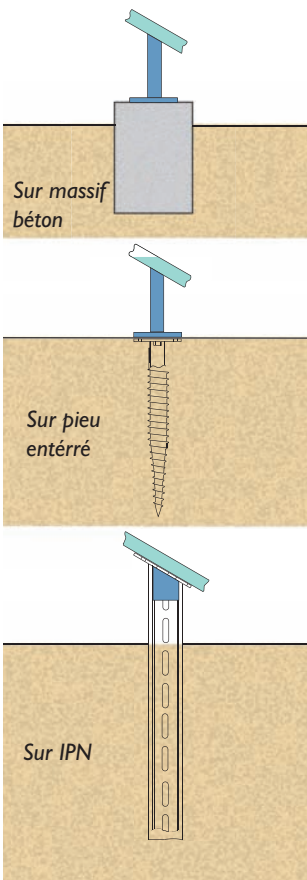
Fil



Composite



Fixations à préciser



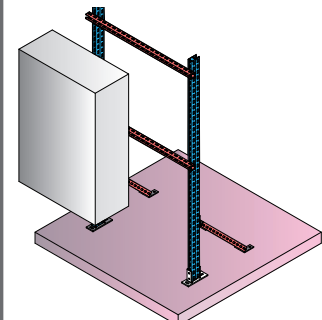
Lestage



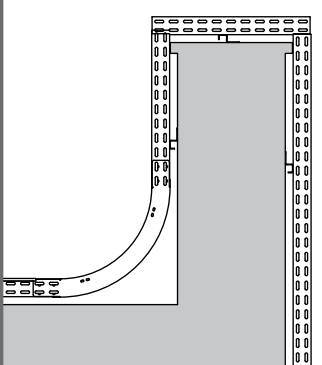
Lestage du cheminement



Supports d'armoires



Passage d'acrotère



Informations projet

Type de projet

Champ _____

Toiture plane _____

Autre _____

Localisation du projet

Pays _____

Ville _____

Code postal _____

Altitude _____ Longitude GPS _____ Latitude GPS _____

Champ

Nature du sol _____

Expertise de sol

Existante _____

A réaliser _____

Fondation

Pieu enterré _____

Poteau vissé _____

Massif béton _____

Cheminement câbles

Dalles acier _____

Fil _____

Echelles _____

Composite _____

Toiture plane

Fixation de la structure du support

Lestée _____ Boulonnée, scellée _____

Et /ou fixation du cheminement câbles

Lestée _____ Boulonnée, scellée _____

Charge admissible

kg/m² _____

Hauteur du bâtiment

m _____

Cheminement de câbles

Dalles acier _____ Echelles _____

Fil _____ Composite _____

Goulottes _____

Passage d'acrotère

Oui _____

Non _____

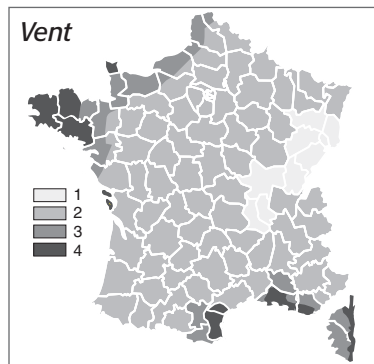
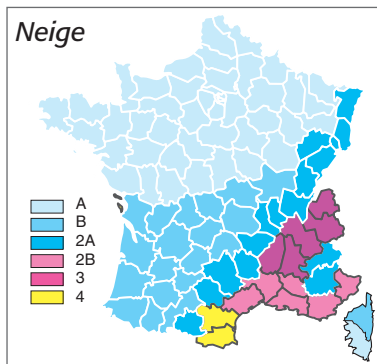
Cheminement piétonnier

Oui _____

Non _____

Application spéciale _____

Neige et vent Calcul charges climatiques NV selon eurode NF EN 1991-1-1-4 /NA NF EN 1991-1-1-3 /NA



Zone neige _____

Zone vent _____

Existante _____

A réaliser _____

Modules Type _____

Dimensions (mm) _____ x _____ x _____

Hauteur mini au dessus du sol _____

Puissance (W) _____

Poids (kg) _____

Inclinaison (°) _____

Calepinage Type de pose _____

Portrait _____ Paysage _____

Nombre de rangs _____

Nbre de panneaux par rang _____

Nombre de tables _____

Puissance Nombre total de modules _____

Puissance totale kW/MW _____

Coordonnées

Société _____

Adresse _____

Code postal _____ Ville _____

Chargé d'affaires _____ Tél. _____ @ _____

Contact _____ Tél. _____ @ _____



Service client : 0 810 00 40 16 - Assistance technique : 0 810 00 70 11 - Fax : 01 47 36 43 58
contact@cestray.com

SERVICE CLIENT

0 810 00 40 16*

ASSISTANCE TECHNIQUE

0 810 00 70 11*

(*Prix d'un appel local)

FAX

01 47 36 43 58

@

contact@cestray.com

Nord -Est

**Ile de France -
Centre**

26, rue Jean-Baptiste Potin
BP 79 - 92134
Issy-Les-Moulineaux cedex

Sud-Est

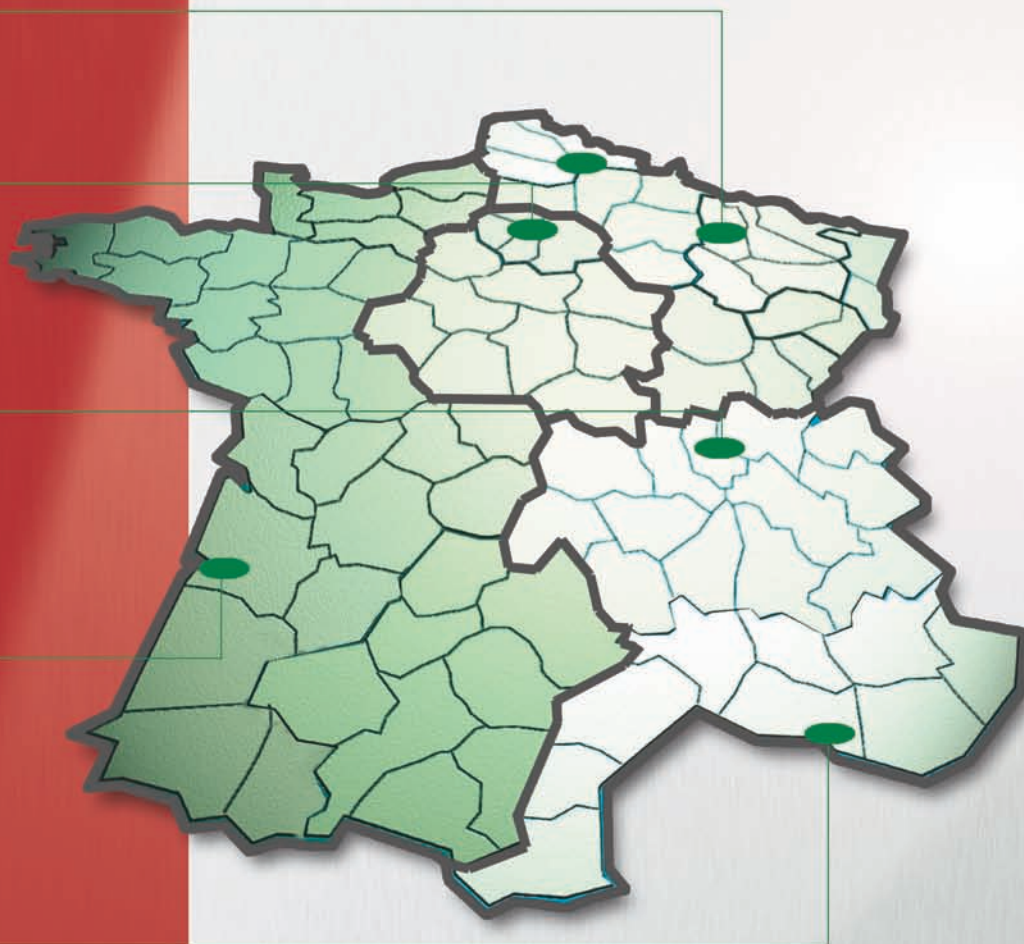
17, rue Edouard Nieuport
F- 69008 LYON

Ouest-Sud-Ouest

ZAC de Phare Extension
11, rue François-Arago
F-33700 MERIGNAC

PACA

Z.I. la Grand' Colle
F- 13110 PORT-DE-BOUC



26, rue Jean-Baptiste Potin | BP 79
92134 | Issy-Les-Moulineaux cedex
Tél.: 01 46 45 70 44 - Fax : 01 47 36 43 58
www.cestray.com

CES[®]
NIEDAX GROUP